



**AGENDA MATERIALS**  
**TRI-DAM PROJECT**



**TRI-DAM POWER**  
**AUTHORITY**



**BOARD MEETING**

**February 17, 2022**

---

**REGULAR BOARD MEETING  
AGENDA  
TRI-DAM PROJECT  
of THE OAKDALE IRRIGATION DISTRICT and  
THE SOUTH SAN JOAQUIN IRRIGATION DISTRICT  
FEBRUARY 17, 2022  
9:00 A.M.**

**South San Joaquin Irrigation District  
11011 Highway 120  
Manteca, CA 95336**

**\* SEE BELOW FOR INSTRUCTIONS REGARDING PUBLIC COMMENT AND  
PARTICIPATION**

---

**NOTICE: Coronavirus (COVID-19)**

A COMPLETE COPY OF THE AGENDA PACKET WILL BE AVAILABLE ON THE OAKDALE IRRIGATION DISTRICT WEB SITE ([www.oakdaleirrigation.com](http://www.oakdaleirrigation.com)) ON MONDAY, FEBRUARY 14, 2022 AT 9:00 A.M. ALL WRITINGS THAT ARE PUBLIC RECORDS AND RELATE TO AN AGENDA ITEM WHICH ARE DISTRIBUTED TO A MAJORITY OF THE BOARD OF DIRECTORS LESS THAN 72 HOURS PRIOR TO THE MEETING NOTICED ABOVE WILL BE MADE AVAILABLE ON THE OAKDALE IRRIGATION DISTRICT WEB SITE ([www.oakdaleirrigation.com](http://www.oakdaleirrigation.com)).

**INFORMATION FOR SPECIAL MEETING DURING SHELTER IN PLACE ORDER  
(Effective 3/27/2020 – until further notice):**

Pursuant to California Governor Gavin Newsom's Executive Order N-29-20, a local legislative body is authorized to hold public meetings via teleconferencing and to make public meetings accessible telephonically or otherwise electronically to all members of the public who wish to participate and to provide public comment to the local legislative body during the current health emergency. The Tri-Dam Project and Tri-Dam Power Authority Board of Directors (Tri-Dam Directors) will adhere to and implement the provisions of the Governor's Executive Order related to the Brown Act and the utilization of technology to facilitate participation.

\*The location of the Tri-Dam meeting will be at the offices of the South San Joaquin Irrigation District, 11011 Highway 120, Manteca. Be advised these facilities are currently closed to public access due to implemented protection measures for the COVID-19 virus. **The public will not be granted access to these facilities.**

**\*\*Public members who wish to participate, listen to, and provide comment on agenda items can do so by telephone by calling (669) 900-6833, then entering Meeting ID: 981-2027-6218, password 700546. All speakers commenting on Agenda Items are limited to five (5) minutes.**

Members of the public may also submit public comments in advance by e-mailing [dbarney@ssjid.com](mailto:dbarney@ssjid.com) by 4:30 p.m., Wednesday, February 16, 2022.

In addition to the mandatory conditions set forth above, the Tri-Dam Directors will use sound discretion and make reasonable efforts to adhere as closely as reasonably possible to the provisions of the Brown Act, and other applicable local laws regulating the conduct of public meetings.

In compliance with the Americans with Disabilities Act, a person requiring an accommodation, auxiliary aid, or service to participate in this meeting should contact the Executive Assistant at (209) 249-4623, as far in advance as possible but no later than 24 hours before the scheduled event. The best effort to fulfill the request will be made.

---

## **CALL TO ORDER**

## **PLEDGE OF ALLEGIANCE**

**ROLL CALL:** John Holbrook, Bob Holmes, Dave Kamper, Glenn Spyksma, Mike Weststeyn  
Brad DeBoer, Herman Doornenbal, Tom Orvis, Linda Santos, Ed Tobias

## **PUBLIC COMMENT**

---

## **CONSENT CALENDAR**

## **ITEMS 1 - 2**

1. Approve the regular board meeting minutes of January 20, 2022.
2. Approve the January financial statements and statement of obligations.

---

## **ACTION CALENDAR**

## **ITEMS 3 - 10**

3. Discuss and consider adoption of Resolution TDP 2022-03 to implement teleconferencing requirements during a proclaimed state of emergency.
4. Discussion and possible action to approve Resolution 2022-04 Re-establishing Tri-Dam Reserves and Semi-Annual Distributions.
5. Discussion and possible action to approve fiscal year 2022 budget amendment.
6. Review and authorize updates to the permitting process for vegetation management facilities, application requirements and fee for Tulloch Reservoir.
7. Discussion and possible action on Tuolumne County Alliance for Resources and Environment (TuCARE) Annual Dinner and Auction.
8. Discussion and possible action to change the time and/or date of the March regular Tri-Dam board meeting due to a scheduling conflict with the Oakdale Annual Ag Scholarship Luncheon.
9. Discussion and possible action to approve dam safety consultant fee schedule - Wayne Edwards.
10. Discussion and possible action to approve the purchase of Accusonic 8510 Flow Meters.

---

## COMMUNICATIONS

ITEMS 11 - 14

11. Staff reports as follows:
    - a. General Manager Report
    - b. Operations & Maintenance Report
    - c. Compliance Report
  12. Generation Report
  13. Fisheries studies on the Lower Stanislaus River
  14. Directors' Comments
- 

## CLOSED SESSION

ITEM 15

15. a. CONFERENCE WITH LEGAL COUNSEL – EXISTING LITIGATION  
Government Code § 54956.9(d)(1)
    1. *Tri-Dam v. Scott Frazier*  
Eastern District of California No: 1:20-cv-00408-SKO
    2. *Tri-Dam v. MWH Americas, Inc., et al.*  
Tuolumne County Superior Court, Case No. CV61638
  - b. CONFERENCE WITH LEGAL COUNSEL – ANTICIPATED LITIGATION  
Possible Initiation of Litigation  
Government Code § 54956.9(d)(4)  
Three (3) cases
  - c. CONFERENCE WITH LEGAL COUNSEL – ANTICIPATED LITIGATION  
Significant Exposure to Litigation  
Government Code § 54956.9(d)(2)  
Two (2) cases
  - d. PUBLIC EMPLOYMENT  
Government Code §54957(b)(1)  
Legal Counsel
  - e. CONFERENCE WITH REAL PROPERTY NEGOTIATOR  
Government Code § 54956.8  
Negotiating Parties: Oakdale Irrigation District, South San Joaquin Irrigation District, and  
Chicken Ranch Rancheria Band of Mi-Wuks  
Property: Water  
Agency Negotiators: OID & SSJID General Manager and Water Counsel  
Under Negotiations: Price and Terms of payment of sale
- 

## ADJOURNMENT

ITEM 16

16. Adjourn to the next regularly scheduled meeting

# BOARD AGENDA REPORT

Date: 2/17/2022  
Staff: Brian Jaruszewski

---

**SUBJECT:** Tri-Dam Project January 2022 Minutes

---

**RECOMMENDED ACTION:** Recommend Approval of January 20, 2022 Minutes

---

**BACKGROUND AND/OR HISTORY:**

**FISCAL IMPACT:**

**ATTACHMENTS:**

---

**Board Motion:**

**Motion by:** \_\_\_\_\_ **Second by:** \_\_\_\_\_

**VOTE:**

**OID:** DeBoer (Yes/No) Doornenbal (Yes/No) Orvis (Yes/No) Santos (Yes/No) Tobias (Yes/No)

**SSJID:** Holbrook (Yes/No) Holmes (Yes/No) Kamper (Yes/No) Spyksma (Yes/No) Weststeyn (Yes/No)

**TRI-DAM PROJECT  
MINUTES OF THE JOINT BOARD  
OF DIRECTORS REGULAR MEETING**

January 20, 2022  
Oakdale, California

The Joint Boards of Directors of the Oakdale Irrigation District and the South San Joaquin Irrigation District met in joint session at the offices of Oakdale Irrigation District located in Oakdale, California and South San Joaquin Irrigation District in Manteca, California, on the above date for the purpose of conducting business of the Tri-Dam Project, pursuant to the resolution adopted by each of the respective Districts on July 29, 1955.

President Orvis called the meeting to order at 9:00 a.m.

**OID DIRECTORS**

**SSJID DIRECTORS**

***DIRECTORS PRESENT:***

TOM ORVIS  
ED TOBIAS  
LINDA SANTOS  
HERMAN DOORNENBAL

BOB HOLMES  
GLENN SPYKSMA  
MIKE WESTSTEYN  
DAVE KAMPER  
JOHN HOLBROOK

***DIRECTORS ABSENT:***

BRAD DeBOER

***Also, Present:***

Jarom Zimmerman, General Manager, Tri-Dam Project; Brian Jaruszewski, Admin. & Finance Manager, Tri-Dam Project; Genna Modrell, Admin. & Finance Asst., Tri-Dam Project; Susan Larson, Compliance Coordinator, Tri-Dam Project; Peter Rietkerk, General Manager, SSJID; Steve Knell, General Manager, OID; Mia Brown, General Counsel, SSJID; Tim Wasiewski, Counsel; Tim O'Laughlin, Counsel

***PUBLIC COMMENT***

None.

*President Orvis presented a closed session item to be added:*

**13d. CONFERENCE WITH LEGAL COUNSEL – EXISTING LITIGATION  
Government Code § 54956.9(d)(1)**

1. *Tri-Dam v. Scott Frazier*  
Eastern District of California No: 1:20-cv-00408-SKO

Director Doornenbal moved to add item 13d to the agenda. Director Spyksma seconded the motion.

The motion passed by the following roll call vote:

AYES: Doornenbal, Orvis, Santos, Tobias, Holbrook, Holmes, Kamper, Spyksma, Weststeyn

NOES: None

ABSTAINING: None

ABSENT: DeBoer

### **CONSENT CALENDAR**

#### ***ITEM #1 Approve the regular board meeting minutes of December 16, 2021.***

Director Doornenbal moved to approve the consent calendar as presented. Director Weststeyn seconded the motion.

The motion passed by the following roll call vote:

AYES: Doornenbal, Orvis, Santos, Tobias, Holbrook, Holmes, Kamper, Spyksma, Weststeyn

NOES: None

ABSTAINING: None

ABSENT: DeBoer

### **ACTION CALENDAR**

#### ***ITEM #2 Discuss and consider adoption of Resolution TDP 2022-01 to implement teleconferencing requirements during a proclaimed state of emergency.***

Director Weststeyn moved to approve as presented. Director Tobias seconded the motion.

The motion passed by the following roll call vote:

AYES: Doornenbal, Orvis, Santos, Tobias, Holbrook, Holmes, Kamper, Spyksma, Weststeyn

NOES: None

ABSTAINING: None

ABSENT: DeBoer

#### ***ITEM #3 Discussion and possible action to approve 4<sup>th</sup> quarter financial statements and December 2021 statement of obligations.***

Brian Jaruszewski presented the fiscal year 2021 4<sup>th</sup> quarter financial statements and December 2021 statement of obligations, and responded to Director questions.

Director Tobias moved to approve the 4<sup>th</sup> quarter financial statements and the December statement of obligations as presented. Director Spyksma seconded the motion.

The motion passed by the following roll call vote:

AYES: Doornenbal, Orvis, Santos, Tobias, Holbrook, Holmes, Kamper, Spyksma, Weststeyn

NOES: None

ABSTAINING: None

ABSENT: DeBoer

***ITEM #4 Discussion and possible action to approve 2022 Investment Policy.***

Brian Jaruszewski presented Tri-Dam Project's draft investment policy for 2022.

Director Holmes moved to approve as presented. Director Doornenbal seconded the motion.

The motion passed by the following roll call vote:

AYES: Doornenbal, Orvis, Santos, Tobias, Holbrook, Holmes, Kamper, Spyksma, Weststeyn

NOES: None

ABSTAINING: None

ABSENT: DeBoer

***ITEM #5 Review and consider approval Resolution TDP 2022-02 District Distribution.***

Brian Jaruszewski presented the funds available for distribution as of December 31, 2021, in accordance with TDP Resolution 2013-01. Funds available to be distributed totaled \$8 million.

Director Kamper moved to approve Resolution TDP 2022-02 and the distribution of \$8 million in total, with each District receiving \$4 million. Director Doornenbal seconded the motion.

The motion passed by the following roll call vote:

AYES: Doornenbal, Orvis, Santos, Tobias, Holbrook, Holmes, Kamper, Spyksma, Weststeyn

NOES: None

ABSTAINING: None

ABSENT: DeBoer

***ITEM #6 Discuss and consider approval of the Associated California Water Agencies Annual 2022 Membership Dues.***

Jarom Zimmerman reported that ACWA dues are based on the prior year operations and maintenance (O&M) expenses for individual public agency members, which vary from year to year. Staff recommends paying the dues in the amount of \$20,230.00.

Director Weststeyn moved to approve as presented. Director Tobias seconded the motion.

The motion passed by the following roll call vote:

AYES: Doornenbal, Orvis, Santos, Tobias, Holbrook, Holmes, Kamper, Spyksma, Weststeyn

NOES: None

ABSTAINING: None

ABSENT: DeBoer

***ITEM #7 Discussion and possible action to approve an annual donation to the California Cooperative Snow Surveys Program.***

Jarom Zimmerman reported that California Cooperative Snow Survey Program dues are based upon the anticipated operating costs of the three stations on the Stanislaus River. Staff recommends contributing the amount of \$3,000.00.

Director Holmes moved to approve as presented. Director Tobias seconded the motion.



The motion passed by the following roll call vote:

AYES: Doornenbal, Orvis, Santos, Tobias, Holbrook, Holmes, Kamper, Spyksma, Weststeyn

NOES: None

ABSTAINING: None

ABSENT: DeBoer

***ITEM #8 Discussion and possible action to approve the Part 12D Independent Consultant contract with McMillen Jacobs Associates.***

Jarom Zimmerman reported that the FERC Part 12D inspections are due in 2022 and Tri-Dam will need to engage an Independent Consultant to conduct the inspections, and to document and report any findings, along with any additional recommendations to improve dam safety.

Director Holmes moved to approve as presented. Director Santos seconded the motion.

The motion passed by the following roll call vote:

AYES: Doornenbal, Orvis, Santos, Tobias, Holbrook, Holmes, Kamper, Spyksma, Weststeyn

NOES: None

ABSTAINING: None

ABSENT: DeBoer

***COMMUNICATIONS***

***ITEM #9 Staff Reports***

Jarom Zimmerman presented the staff reports, inquired about the feasibility of providing only electronic board packets, and responded to Director questions.

***ITEM #10 Generation Report***

No discussion.

***ITEM #11 Fisheries Studies on the Lower Stanislaus River***

No discussion.

***ITEM #12 Directors Comments***

Director Holbrook appreciated the hard copy packet and the completeness of reports. Directors Holmes and Tobias thanked staff for last year's work.

***Recess to Tri-Dam Power Authority***

President Orvis recessed to the Tri-Dam Power Authority Board of Commissioners meeting at 10:00 a.m.

The Tri-Dam Project meeting resumed at 10:11 a.m. after the Tri-Dam Power Authority meeting adjourned.

*President Orvis announced before closed session that the following items would be discussed.*

The Board took a brief recess at 10:25 a.m. and convened to Closed Session at 10:35 a.m.

**ITEM #14 Closed Session**

- a. CONFERENCE WITH LEGAL COUNSEL – EXISTING LITIGATION  
Government Code § 54956.9(d)(1)
  1. *SJTA v. State Water Resources Control Board*  
Judicial Council Coordination Proceeding 5013
  2. *SJTA v. State Water Resources Control Board*  
Fresno County Superior Court, Case No. 21CECG02632
- b. CONFERENCE WITH LEGAL COUNSEL – ANTICIPATED LITIGATION  
Possible Initiation of Litigation  
Government Code § 54956.9(d)(4)  
Three (3) cases
- c. CONFERENCE WITH LEGAL COUNSEL – ANTICIPATED LITIGATION  
Significant Exposure to Litigation  
Government Code § 54956.9(d)(2)  
Two (2) cases
- d. CONFERENCE WITH LEGAL COUNSEL – EXISTING LITIGATION  
Government Code § 54956.9(d)(1)
  1. *Tri-Dam v. Scott Frazier*  
Eastern District of California No: 1:20-cv-00408-SKO

At the hour of 10:52 a.m., the Board reconvened to open session.

Disclosure of reportable actions taken in Closed Session, pursuant to Government Code Section 54957.1: There were no reportable actions taken in closed session.

**ADJOURNMENT**

President Orvis adjourned the meeting at 10:52 a.m.

The next regular board meeting is scheduled for February 17, 2022, at the offices of South San Joaquin Irrigation District, Manteca, California beginning at 9:00 a.m.

ATTEST:

---

Jarom Zimmerman  
Secretary, Tri-Dam Project

# BOARD AGENDA REPORT

Date: 2/17/2022  
Staff: Brian Jaruszewski

---

**SUBJECT:** Tri-Dam Project January 2022 Financial Statements

---

**RECOMMENDED ACTION:** Recommend Approval of January 2022 Financial Statements and Statement of Obligations

---

**BACKGROUND AND/OR HISTORY:**

Financial Statements (Balance Sheet and Income Statement) for Tri-Dam Project are presented monthly for approval. Note that these are unaudited financial statements. As such, they include accruals for certain revenues and expenditures.

Also submitted for approval is the Statement of Obligations for Tri-Dam Project.

**FISCAL IMPACT:** See Attachments

**ATTACHMENTS:** Tri-Dam Project Financial Statements  
Tri-Dam Project Statement of Obligations

---

**Board Motion:**

**Motion by:** \_\_\_\_\_ **Second by:** \_\_\_\_\_

**VOTE:**

**OID:** DeBoer (Yes/No) Doornenbal (Yes/No) Orvis (Yes/No) Santos (Yes/No) Tobias (Yes/No)

**SSJID:** Holbrook (Yes/No) Holmes (Yes/No) Kamper (Yes/No) Spyksma (Yes/No) Weststeyn (Yes/No)



## Tri-Dam Project Balance Sheets (unaudited)

	January 31, 2022	December 31, 2021	January 31, 2021
<b>1 Assets</b>			
2 Cash	\$ 4,280,903	\$ 10,632,126	\$ 2,764,248
3 Investment Securities & Money Market	15,396,827	15,429,612	13,931,698
4 Accounts Receivable	3,104,499	2,953,352	2,712,444
5 Prepaid Expenses	388,254	388,254	380,857
6 Capital Assets	112,116,358	112,116,358	107,655,004
7 Accumulated Depreciation	(54,652,905)	(54,495,045)	(52,853,032)
8 Intangible Assets	8,213,938	8,213,938	8,213,938
9 Accumulated Amortization - Intangibles	(2,609,173)	(2,589,712)	(2,395,102)
10 Other Assets	59,268	59,268	22,105
11 Deferred Outflows - Pension Related	1,703,113	1,703,113	3,095,459
12 <b>Total Assets &amp; Deferred Outflows</b>	<b>88,001,081</b>	<b>94,411,263</b>	<b>83,527,617</b>
13			
14			
15 <b>Liabilities</b>			
16 Accounts Payable	99,669	173,367	92,456
17 Other Current Liabilities	356,231	357,273	400,295
18 Long-Term Liabilities	4,642,806	4,642,806	4,289,237
19 Deferred Inflows - Pension Related	1,112,546	1,112,546	2,576,399
20 <b>Total Liabilities &amp; Deferred Inflows</b>	<b>6,211,253</b>	<b>6,285,993</b>	<b>7,358,387</b>
21			
22 <b>Net Position</b>			
23 Net Position - Beginning of Year	88,123,250	84,522,730	80,487,664
24 Contributed Capital - Districts	602,963	602,963	602,963
25 Distributions	(8,000,000)	(10,958,000)	(5,506,000)
26 YTD Net Revenues	1,063,615	13,957,577	584,603
27 <b>Total Net Position</b>	<b>81,789,829</b>	<b>88,125,271</b>	<b>76,169,230</b>
28			
29			
30 <b>Total Liabilities and Net Position</b>	<b>\$ 88,001,081</b>	<b>\$ 94,411,263</b>	<b>\$ 83,527,617</b>



**Tri-Dam Project**  
**Statement of Revenues and Expenses**  
 Period Ending January 31, 2022

	YTD Budget	YTD Actual	YTD Budget Variance	Prior Year Actual	Prior Year Variance	2022 Budget	Percent of 2022 Budget Remaining
<b>1 Operating Revenues</b>							
2 Power Sales	\$ 2,248,565	\$ 2,361,475	\$ 112,910	\$ 1,135,014	\$ 1,226,461	\$ 26,982,780	91%
3 Headwater Benefit	30,738	-	(30,738)	-	-	368,852	100%
4 <b>Total Operating Revenues</b>	<b>2,279,303</b>	<b>2,361,475</b>	<b>82,172</b>	<b>1,135,014</b>	<b>1,226,461</b>	<b>27,351,632</b>	<b>91%</b>
<b>5 Operating Expenses</b>							
7 Salaries and Wages	197,050	133,591	(63,459)	132,407	1,184	2,561,648	94%
8 Benefits and Overhead	159,556	950,775	791,219	171,938	778,837	1,914,671	50%
9 Operations	17,489	168	(17,320)	3,382	(3,213)	209,865	100%
10 Maintenance	113,692	15,741	(97,951)	4,233	11,508	1,364,300	99%
11 General & Administrative	390,697	35,683	(355,013)	83,986	(48,302)	4,688,360	99%
12 Depreciation & Amortization	177,321	177,321	-	174,700	2,621	2,127,846	92%
13 <b>Total Operating Expenses</b>	<b>1,055,803</b>	<b>1,313,279</b>	<b>257,475</b>	<b>570,645</b>	<b>742,634</b>	<b>12,866,690</b>	<b>90%</b>
14 <b>Net Income From Operations</b>	<b>1,223,499</b>	<b>1,048,196</b>	<b>(175,303)</b>	<b>564,369</b>	<b>483,827</b>	<b>14,484,942</b>	<b>93%</b>
<b>15 Nonoperating Revenues (Expenses)</b>							
18 Investment Earnings	11,625	1,138	(10,487)	15,062	(13,924)	139,500	99%
19 Change in Market Value of Investments	-	-	-	(8,933)	8,933	-	NA
20 Water Sales	15,672	-	(15,672)	-	-	188,059	100%
21 Equipment Rental	-	2,400	2,400	200	2,200	-	NA
22 Gain/(Loss) on Asset Disposal	-	-	-	1,150	(1,150)	-	NA
23 Reimbursements	17,611	-	(17,611)	5,742	(5,742)	211,333	100%
24 Other Nonoperating Revenue	6,741	11,881	5,140	7,013	4,868	80,886	85%
25 <b>Total Nonoperating Revenues (Expenses)</b>	<b>51,648</b>	<b>15,418</b>	<b>(36,230)</b>	<b>20,233</b>	<b>(4,815)</b>	<b>619,778</b>	<b>98%</b>
26 <b>Net Revenues</b>	<b>\$ 1,275,147</b>	<b>\$ 1,063,615</b>	<b>\$ (211,533)</b>	<b>\$ 584,603</b>	<b>\$ 479,012</b>	<b>\$ 15,104,720</b>	<b>93%</b>
<b>30 Memo:</b>	<b>YTD Budget</b>	<b>YTD Actual</b>	<b>YTD Budget Variance</b>	<b>Prior YTD Actual</b>	<b>Prior Year Variance</b>	<b>2021 Budget</b>	
32 Capital Expenditures	\$ 286,402	\$ -	\$ (286,402)	\$ 7,972		\$ 3,436,825	
33 Tulloch Day Use Site	\$ 128,110	\$ -	\$ (128,110)	\$ 24,989		\$ 1,537,325	
34 Major Repairs - Hells Half Acre & 4700 Roads	\$ 18,333	\$ -	\$ (18,333)	\$ -		\$ 220,000	
35 Major Repairs - Tulloch Unit 3 Access Rd	\$ 20,833	\$ -	\$ (20,833)	\$ -		\$ 250,000	

# General Ledger

## Expense vs Budget with Encumbrances by Fund



User: BJaruszewski  
 Printed: 2/10/2022 8:53:34 AM  
 Period 01 - 01  
 Fiscal Year 2022

Fund	Description	Budget	Period Amt	End Bal	Variance	Encumbered	Available	% Available
<b>1</b>	<b>Corporate</b>							
1	Bank Fees & Charges	13,500.00	1,064.39	1,064.39	12,435.61	0.00	12,435.61	92.12
1	Pension Expense-GASB 68	0.00	750,000.00	750,000.00	-750,000.00	0.00	-750,000.00	0.00
<b>1</b>	<b>Corporate</b>	<b>13,500.00</b>	<b>751,064.39</b>	<b>751,064.39</b>	<b>-737,564.39</b>	<b>0.00</b>	<b>-737,564.39</b>	<b>-5,463.44</b>
<b>1</b>	<b>Operations</b>							
1	Electric Exp Labor	827,423.00	73,156.23	73,156.23	754,266.77	0.00	754,266.77	91.16
1	Electric Exp OH	616,262.00	38,656.88	38,656.88	577,605.12	0.00	577,605.12	93.73
1	Interconnection Exp 3rd Unit	2,050.00	168.28	168.28	1,881.72	0.00	1,881.72	91.79
1	Power House & Dam Util	34,200.00	0.00	0.00	34,200.00	0.00	34,200.00	100.00
1	Monitoring Surveying	7,500.00	0.00	0.00	7,500.00	0.00	7,500.00	100.00
1	Dam Supplies	5,100.00	0.00	0.00	5,100.00	0.00	5,100.00	100.00
1	Furnishings & Misc. Equipment	16,100.00	0.00	0.00	16,100.00	0.00	16,100.00	100.00
1	Safety Supplies & Related	28,715.00	0.00	0.00	28,715.00	0.00	28,715.00	100.00
1	Site Utilities ME	59,100.00	0.00	0.00	59,100.00	0.00	59,100.00	100.00
1	Resource Mgmt USFS Beardsley	173,000.00	0.00	0.00	173,000.00	0.00	173,000.00	100.00
1	Travel & Conference	23,900.00	0.00	0.00	23,900.00	0.00	23,900.00	100.00
1	Schools & Training	16,700.00	0.00	0.00	16,700.00	0.00	16,700.00	100.00
1	Trustee Fees Operations	2,100.00	0.00	0.00	2,100.00	0.00	2,100.00	100.00
1	WECC Dynamic Modeling	14,500.00	0.00	0.00	14,500.00	0.00	14,500.00	100.00
1	Small Tools	2,000.00	0.00	0.00	2,000.00	0.00	2,000.00	100.00
1	Depreciation	2,127,846.00	0.00	0.00	2,127,846.00	0.00	2,127,846.00	100.00
<b>1</b>	<b>Operations</b>	<b>3,956,496.00</b>	<b>111,981.39</b>	<b>111,981.39</b>	<b>3,844,514.61</b>	<b>0.00</b>	<b>3,844,514.61</b>	<b>97.17</b>
<b>1</b>	<b>Maintenance</b>							
1	Comms & Security Labor	1,177,066.00	58,428.75	58,428.75	1,118,637.25	0.00	1,118,637.25	95.04
1	Comms & Security OH	935,837.00	29,434.88	29,434.88	906,402.12	0.00	906,402.12	96.85
1	Safety Supplies & Related	23,000.00	0.00	0.00	23,000.00	0.00	23,000.00	100.00
1	Maint & Repairs - Structures	393,700.00	1,011.15	1,011.15	392,688.85	0.00	392,688.85	99.74
1	Maint & Repairs - Facilities	8,000.00	0.00	0.00	8,000.00	0.00	8,000.00	100.00
1	Electronic Expense Tulloch	60,000.00	0.00	0.00	60,000.00	0.00	60,000.00	100.00
1	Site Improvements	5,000.00	0.00	0.00	5,000.00	0.00	5,000.00	100.00
1	Computer Micro Repair Replace	2,000.00	0.00	0.00	2,000.00	0.00	2,000.00	100.00
1	Radio Repair & Replace	2,700.00	0.00	0.00	2,700.00	0.00	2,700.00	100.00
1	Power Line Repairs & Maint	15,000.00	0.00	0.00	15,000.00	0.00	15,000.00	100.00
1	Comms & Security Sys DP	67,500.00	2,141.50	2,141.50	65,358.50	0.00	65,358.50	96.83
1	Routine Road Maint	145,000.00	0.00	0.00	145,000.00	0.00	145,000.00	100.00
1	Travel & Conference	11,400.00	0.00	0.00	11,400.00	0.00	11,400.00	100.00

Fund	Description	Budget	Period Amt	End Bal	Variance	Encumbered	Available	% Available
1	Schools & Training	24,400.00	3,595.00	3,595.00	20,805.00	0.00	20,805.00	85.27
1	Reservoir Management	47,000.00	0.00	0.00	47,000.00	0.00	47,000.00	100.00
1	Rolling Stock Maint/Repair	100,000.00	1,319.54	1,319.54	98,680.46	0.00	98,680.46	98.68
1	Shop Supplies	25,000.00	2,423.18	2,423.18	22,576.82	0.00	22,576.82	90.31
1	Small Tools	20,000.00	3,655.17	3,655.17	16,344.83	0.00	16,344.83	81.72
1	Miscellaneous Equipment	27,900.00	2,400.00	2,400.00	25,500.00	0.00	25,500.00	91.40
1	Disposal Expense	8,000.00	25.49	25.49	7,974.51	0.00	7,974.51	99.68
1	Fuel and Fuel Tax	150,000.00	825.35	825.35	149,174.65	0.00	149,174.65	99.45
1	Equipment Operation & Maint	8,700.00	0.00	0.00	8,700.00	0.00	8,700.00	100.00
1	Major Road Repairs	220,000.00	0.00	0.00	220,000.00	0.00	220,000.00	100.00
<b>1</b>	<b>Maintenance</b>	<b>3,477,203.00</b>	<b>105,260.01</b>	<b>105,260.01</b>	<b>3,371,942.99</b>	<b>0.00</b>	<b>3,371,942.99</b>	<b>96.97</b>
<b>1</b>	<b>Administrative</b>							
1	Administrative Labor	557,158.00	882.10	882.10	556,275.90	0.00	556,275.90	99.84
1	Administrative OH	362,572.00	132,038.49	132,038.49	230,533.51	0.00	230,533.51	63.58
1	Office & Administrative Expens	42,800.00	682.57	682.57	42,117.43	1,650.00	40,467.43	94.55
1	Prof. Organizations & Subscrip	33,130.00	23,230.00	23,230.00	9,900.00	0.00	9,900.00	29.88
1	Utilities Straw	52,200.00	0.00	0.00	52,200.00	0.00	52,200.00	100.00
1	Travel & Conference	22,500.00	0.00	0.00	22,500.00	0.00	22,500.00	100.00
1	Meals	6,000.00	0.00	0.00	6,000.00	0.00	6,000.00	100.00
1	Drug Testing & Physicals	2,000.00	0.00	0.00	2,000.00	0.00	2,000.00	100.00
1	Computers and Related	25,400.00	0.00	0.00	25,400.00	0.00	25,400.00	100.00
1	Schools & Training	1,500.00	0.00	0.00	1,500.00	0.00	1,500.00	100.00
1	Telephone Expense	48,300.00	0.00	0.00	48,300.00	0.00	48,300.00	100.00
1	Data Communications Services	5,500.00	0.00	0.00	5,500.00	0.00	5,500.00	100.00
1	Website Internet & Network	58,600.00	1,530.00	1,530.00	57,070.00	32,496.00	24,574.00	41.94
1	Legal Fees	346,500.00	0.00	0.00	346,500.00	0.00	346,500.00	100.00
1	Reservoir Management	1,000.00	0.00	0.00	1,000.00	0.00	1,000.00	100.00
1	Auditing Services	14,410.00	0.00	0.00	14,410.00	0.00	14,410.00	100.00
1	Accounting & PR Software & Svc	13,550.00	0.00	0.00	13,550.00	0.00	13,550.00	100.00
1	Stategic Communication PR	25,000.00	0.00	0.00	25,000.00	25,000.00	0.00	0.00
1	License Condition Implement	8,500.00	0.00	0.00	8,500.00	0.00	8,500.00	100.00
1	Shoreline Erosion Mgmt Plan	30,000.00	0.00	0.00	30,000.00	0.00	30,000.00	100.00
1	Mussel Risk, Insp & Monitor	2,000.00	0.00	0.00	2,000.00	0.00	2,000.00	100.00
1	FERC Cultural Resource Tulloch	50,000.00	0.00	0.00	50,000.00	0.00	50,000.00	100.00
1	FERC Cultural Res - DonnBeard	10,000.00	0.00	0.00	10,000.00	0.00	10,000.00	100.00
1	FERC Cult Res Mon. Ongoing	115,000.00	0.00	0.00	115,000.00	0.00	115,000.00	100.00
1	Fish Study Publications	125,000.00	0.00	0.00	125,000.00	0.00	125,000.00	100.00
1	USBR Pln of Opr & SWRCB	500,000.00	0.00	0.00	500,000.00	0.00	500,000.00	100.00
1	Lower River Non-native Investi	475,000.00	0.00	0.00	475,000.00	0.00	475,000.00	100.00
1	Adult Chinook Life Cycle	150,000.00	0.00	0.00	150,000.00	0.00	150,000.00	100.00
1	Reliability Consulting	15,000.00	0.00	0.00	15,000.00	0.00	15,000.00	100.00
1	Labor Relations Neg/Consulting	5,000.00	0.00	0.00	5,000.00	0.00	5,000.00	100.00
1	Haz Mat Business Plan	2,500.00	4,311.00	4,311.00	-1,811.00	0.00	-1,811.00	-72.44
1	Legal Fees Fish Studies	25,000.00	0.00	0.00	25,000.00	0.00	25,000.00	100.00
1	Liability Insurance	740,000.00	4,665.00	4,665.00	735,335.00	0.00	735,335.00	99.37
1	Property and Use Taxes	25,000.00	0.00	0.00	25,000.00	0.00	25,000.00	100.00
1	Legal-Stan River Basin Plan	10,000.00	0.00	0.00	10,000.00	0.00	10,000.00	100.00
1	Stanislaus River Basin Plan	588,175.00	0.00	0.00	588,175.00	0.00	588,175.00	100.00
1	Dam Safety Fees	271,300.00	0.00	0.00	271,300.00	7,655.26	263,644.74	97.18

<b>Fund</b>	<b>Description</b>	<b>Budget</b>	<b>Period Amt</b>	<b>End Bal</b>	<b>Variance</b>	<b>Encumbered</b>	<b>Available</b>	<b>% Available</b>
1	State Water Rights Fees	27,375.00	0.00	0.00	27,375.00	0.00	27,375.00	100.00
1	FERC Admin & Land Fees	316,000.00	0.00	0.00	316,000.00	0.00	316,000.00	100.00
1	Streamgaging	74,664.00	0.00	0.00	74,664.00	0.00	74,664.00	100.00
1	Streamgaging Cert USGS	54,356.00	0.00	0.00	54,356.00	0.00	54,356.00	100.00
1	FERC USBR HWB Tulloch	90,500.00	0.00	0.00	90,500.00	0.00	90,500.00	100.00
1	USFS Permit Fees	12,500.00	68.58	68.58	12,431.42	0.00	12,431.42	99.45
1	EAP Inundation Map	3,500.00	0.00	0.00	3,500.00	0.00	3,500.00	100.00
1	Legal - District Water Rights	60,000.00	0.00	0.00	60,000.00	0.00	60,000.00	100.00
1	Relicense Special Consultants	15,000.00	0.00	0.00	15,000.00	0.00	15,000.00	100.00
<b>1</b>	<b>Administrative</b>	<b>5,419,490.00</b>	<b>167,407.74</b>	<b>167,407.74</b>	<b>5,252,082.26</b>	<b>66,801.26</b>	<b>5,185,281.00</b>	<b>95.68</b>
<b>1</b>	<b>Capital Exp Fixed Asset</b>							
1	O'Byrnes Public Access Labor	0.00	1,124.17	1,124.17	-1,124.17	0.00	-1,124.17	0.00
1	O'Byrnes Public Access OH	0.00	644.45	644.45	-644.45	0.00	-644.45	0.00
1	O'Byrnes Public Access Prop	0.00	2,500.00	2,500.00	-2,500.00	0.00	-2,500.00	0.00
<b>1</b>	<b>Capital Exp Fixed Asset</b>	<b>0.00</b>	<b>4,268.62</b>	<b>4,268.62</b>	<b>-4,268.62</b>	<b>0.00</b>	<b>-4,268.62</b>	<b>0.00</b>
<b>Expense Total</b>		<b>12,866,689.00</b>	<b>1,139,982.15</b>	<b>1,139,982.15</b>	<b>11,726,706.85</b>	<b>66,801.26</b>	<b>11,659,905.59</b>	<b>90.6209</b>
1	Tri Dam Project	12,866,689.00	1,139,982.15	1,139,982.15	11,726,706.85	66,801.26	11,659,905.59	90.62
<b>Expense Total</b>		<b>12,866,689.00</b>	<b>1,139,982.15</b>	<b>1,139,982.15</b>	<b>11,726,706.85</b>	<b>66,801.26</b>	<b>11,659,905.59</b>	<b>90.6209</b>





**Tri-Dam Project**  
**Reserve Funds / Investment Portfolio**  
**January 31, 2022**

<b>1. Revenue / Operating Fund</b>													
CUSIP	Issue Date	Description	Rating	Purchase Date	Maturity Date	Purchase Price	Face Amount	Principal	Market Value	Gain/(Loss)	Coupon	Yield to Maturity	Average Maturity
3130AC5A8	8/15/2017	FHLB Bullet	US Agency	8/17/2017	8/15/2022	99.862	480,000	479,339	483,322	3,982	1.85%	1.88%	0.54
3135G0T94	1/23/2018	FNMA Bullet	US Agency	3/21/2018	1/19/2023	98.278	480,000	471,736	487,162	15,426	2.38%	2.76%	0.97
91282CBT7	3/31/2021	US Treasury Note	US Agency	3/31/2021	3/31/2026	99.086	1,400,000	1,395,880	1,354,234	(41,646)	0.75%	0.94%	4.16
							2,360,000	2,346,955	2,324,717	(22,237)	0.82%	0.94%	2.57
31846V203	NA	First Am Govt Obl MMF Cl Y	AAAam	NA	NA	100.000	269,336	269,336	269,336	-	0.01%	0.01%	0.00
<b>Total - Revenue / Operating Fund</b>							<b>\$2,629,336</b>	<b>\$2,616,291</b>	<b>\$2,594,054</b>	<b>(\$22,237)</b>	<b>0.74%</b>	<b>0.84%</b>	<b>2.31</b>

<b>2. Maintenance Fund</b>													
CUSIP	Issue Date	Description	Rating	Purchase Date	Maturity Date	Purchase Price	Face Amount	Principal	Market Value	Gain/(Loss)	Coupon	Yield to Maturity	Average Maturity
3130AC5A8	8/15/2017	FHLB Bullet	US Agency	8/17/2017	8/15/2022	99.199	730,000	724,149	735,052	10,902	1.85%	2.02%	0.54
3135G0T94	1/23/2018	FNMA Bullet	US Agency	3/21/2018	1/19/2023	98.212	755,000	741,502	766,265	24,762	2.38%	2.77%	0.97
3133EJSD2	6/19/2018	FFCB Bullet	US Agency	10/5/2018	6/19/2023	98.989	700,000	692,923	719,558	26,635	2.89%	3.12%	1.38
91282CBT7	3/31/2021	US Treasury Note	US Agency	3/31/2021	3/31/2026	99.086	1,000,000	997,057	967,310	(29,747)	0.75%	0.94%	4.16
							3,185,000	3,155,632	3,188,184	32,552	1.86%	2.10%	1.95
31846V203	NA	First Am Govt Obl MMF Cl Y	AAAam	NA	NA	100.000	3,017,136	3,017,136	3,017,136	-	0.01%	0.01%	0.00
NA	NA	State of California LAIF	NA	NA	NA	100.000	6,597,454	6,597,454	6,597,454	-	1.22%	1.22%	0.52
<b>Total - Maintenance Fund</b>							<b>\$12,799,590</b>	<b>\$12,770,222</b>	<b>\$12,802,774</b>	<b>\$32,552</b>	<b>1.09%</b>	<b>1.15%</b>	<b>0.76</b>
<b>Total - Both Funds</b>							<b>\$15,428,926</b>	<b>\$15,386,512</b>	<b>\$15,396,827</b>	<b>\$10,315</b>	<b>1.03%</b>	<b>1.10%</b>	<b>1.02</b>

23 *Other Monthly Activity - Revenue / Operating Fund:* None  
 24 *Other Monthly Activity - Maintenance Fund:* None  
 25  
 26 *Monthly Net Cash Flow - Revenue / Operating Fund:* \$ 10,419.36  
 27 *Monthly Net Cash Flow - Maintenance Fund:* \$ 16,093.87  
 28

29 *Market values provided by U.S. Bank*

30 **Statement of Compliance:** To the best of my knowledge, all investments are made pursuant to Tri-Dam's investment policy. In addition,

31 Tri-Dam maintains sufficient cash and liquid assets to fund expenditures for the next six months. /S/ Brian Jaruszewski, Treasurer



# BOARD AGENDA REPORT

Date: 2/17/2022

Staff: Mia Brown

---

**SUBJECT: Resolution TDP 2022-03 to Implement Teleconferencing Requirements during a Proclaimed State of Emergency**

---

**RECOMMENDED ACTION:** Approve Resolution TDP 2022-03 proclaiming a local emergency, which authorizes remote teleconference meetings.

---

**BACKGROUND AND/OR HISTORY:**

On September 17, 2021 Assembly Bill 361 (AB 361) was signed and took effect on October 1, 2021. AB 361 replaced some provisions of Executive Order N-29-20, which allows local legislative bodies to hold remote teleconference meetings. The resolution will allow the Project a thirty (30) day period to continue remote meetings, or until conditions improve or the Executive Order is cancelled. A subsequent resolution will need to be passed every thirty days to continue the remote meetings.

**FISCAL IMPACT:** None

**ATTACHMENTS:** Resolution TDP 2022-03

---

**Board Motion:**

**Motion by:** \_\_\_\_\_ **Second by:** \_\_\_\_\_

**VOTE:**

**OID:** DeBoer (Yes/No) Doornenbal (Yes/No) Orvis (Yes/No) Santos (Yes/No) Tobias (Yes/No)

**SSJID:** Holbrook (Yes/No) Holmes (Yes/No) Kamper (Yes/No) Spyksma (Yes/No) Weststeyn (Yes/No)

**TRI-DAM PROJECT  
RESOLUTION No. TDP 2022-03  
RESOLUTION TO IMPLEMENT TELECONFERENCING REQUIREMENTS  
DURING A PROCLAIMED STATE OF EMERGENCY**

**WHEREAS**, the Ralph M. Brown Act requires that all meetings of a legislative body of a local agency be open and public and that any person may attend and participate in such meetings;

**WHEREAS**, the Brown Act allows for legislative bodies to hold meetings by teleconference, but imposes specific requirements for doing so;

**WHEREAS**, on March 17, 2020, in order to address the need for public meetings during the present public health emergency, Governor Newsom issued Executive Order No. N-29-20, suspending the Act's teleconferencing requirements; and

**WHEREAS**, on June 11, 2021, Governor Newsom issued Executive Order No. N-8-21, continuing the suspension of the Brown Act's teleconferencing requirements through September 30, 2021; and

**WHEREAS**, these Executive Orders allowed legislative bodies to meet virtually as long as certain notice and accessibility requirements were met; and

**WHEREAS**, the State Legislature amended the Brown Act through Assembly Bill No. 361 (AB 361) on September 16, 2021; and

**WHEREAS**, AB 361 amended the Brown Act so that a local agency may use teleconferencing without complying with the regular teleconferencing requirements of the Act, where the legislative body holds a meeting during a proclaimed state of emergency and makes certain findings; and

**WHEREAS**, Government Code section 54953 requires that the legislative body make additional findings every 30 days in order to continue such teleconferencing.

**NOW THEREFORE**, the Board of Directors of the Tri-Dam Project hereby finds, determines, declares, orders, and resolves as follows:

1. That the foregoing recitals are true and correct and incorporates them by this reference.
2. The Board of Directors ("Board") of the Tri-Dam Project ("TDP") finds, by a majority vote, the following:
  - a. That there exists a proclaimed state of emergency; and
  - b. State or local officials have imposed or recommended measures to promote social distancing.

3. TDP staff is authorized to take all steps and perform all actions necessary to execute and implement this Resolution in compliance with Government Code section 54953.
4. That this Resolution shall take effect immediately and shall remain in effect for thirty (30) days thereafter, provided the conditions set forth in Section 2 remain.

**PASSED AND ADOPTED** by the Board of Directors of the Tri-Dam Project this 17th day of February, 2022, by the following vote:

**OAKDALE IRRIGATION DISTRICT**

**SOUTH SAN JOAQUIN IRRIGATION DISTRICT**

**AYES:**

**NOES:**

**ABSENT:**

**OAKDALE IRRIGATION DISTRICT**

**SOUTH SAN JOAQUIN IRRIGATION DISTRICT**

\_\_\_\_\_  
Tom D. Orvis, President

\_\_\_\_\_  
Bob Holmes, President

\_\_\_\_\_  
Steve Knell, Secretary

\_\_\_\_\_  
Peter M. Rietkerk, Secretary

# BOARD AGENDA REPORT

Date: 2/17/2022  
Staff: Brian Jaruszewski

---

**SUBJECT: Resolution TDP 2022-04 Re-establishing Tri-Dam Reserves and Semi-Annual Distributions**

---

**RECOMMENDED ACTION:** Approve Resolution TDP 2022-04 re-establishing Tri-Dam Reserves and Semi-Annual Distributions.

---

## **BACKGROUND AND/OR HISTORY:**

In 2013, Resolution TDP-2013-01 re-established Tri-Dam Project's Reserve accounts at targeted levels of \$15 million for the Maintenance Reserve and \$6 million for the Revenue / Operating Reserve. The resolution also provided for the semi-annual replenishment of the Maintenance Reserve in the amount of \$750,000 (\$1.5 million total annually).

Currently, the Maintenance Reserve is funded at \$12.8 million, and the Revenue / Operating Reserve is funded at \$2.6 million. Separately, Tri-Dam Power Authority has a reserve account containing approximately \$1.1 million.

The Advisory Committee, on February 7, 2022, discussed the history of the reserve accounts and the recent utilization of funds from these reserve accounts, with the intention of determining the most prudent level(s) given current trends and budgetary considerations, including the Semi-Annual Distribution formula.

Taking all factors into consideration, there was consensus among the members of the Advisory Committee to take the following action:

1. Utilize \$1.4 million from the Revenue / Operating Reserve to fund the remainder of the Tulloch Day Use Site Capital Project.
2. Merge the Revenue / Operating Reserve and the Maintenance Reserve into a single reserve account.

By taking these actions, the remaining Reserve account will be funded at approximately \$14 million. Taking into consideration the ultimate consolidation of Tri-Dam Project and Tri-Dam Power Authority, the entities' consolidated reserve account balance will exceed \$15 million.

The bottom-line impact to Tri-Dam's fiscal year 2022 net funding available for distribution will be an increase of approximately \$2.15 million (\$1.4 million transfer to the operating budget to fund the Tulloch Day Use Site plus \$750,000 NOT needed to replenish the reserve account).

Attached is a pro-forma Investment Report detailing Tri-Dam's resulting reserve funds.

**FISCAL IMPACT:** \$2.15 million increase in total funding available for distribution to the Districts in fiscal year 2022.

**ATTACHMENTS:** Pro-Forma Investment Report  
Resolution TDP 2022-04

---

**Board Motion:**

**Motion by:** \_\_\_\_\_ **Second by:** \_\_\_\_\_

**VOTE:**

**OID:** DeBoer (Yes/No) Doornenbal (Yes/No) Orvis (Yes/No) Santos (Yes/No) Tobias (Yes/No)

**SSJID:** Holbrook (Yes/No) Holmes (Yes/No) Kamper (Yes/No) Spyksma (Yes/No) Weststeyn (Yes/No)



**Tri-Dam Project / Power Authority**  
**Pro Forma Reserve Funds**  
**January 31, 2022**

1. Reserve Funds										
	CUSIP	Issue Date	Description	Rating	Purchase Date	Maturity Date	Purchase Price	Face Amount	Principal	Market Value
3	3130AC5A8	8/15/2017	FHLB Bullet	US Agency	8/17/2017	8/15/2022	99.862	480,000	479,339	483,322
4	3130AC5A8	8/15/2017	FHLB Bullet	US Agency	8/17/2017	8/15/2022	99.199	730,000	724,149	735,052
5	3135G0T94	1/23/2018	FNMA Bullet	US Agency	3/21/2018	1/19/2023	98.212	755,000	741,502	766,265
6	3135G0T94	1/23/2018	FNMA Bullet	US Agency	3/21/2018	1/19/2023	98.278	480,000	471,736	487,162
7	3133EJSD2	6/19/2018	FFCB Bullet	US Agency	10/5/2018	6/19/2023	98.989	700,000	692,923	719,558
8	91282CBT7	3/31/2021	US Treasury Note	US Agency	3/31/2021	3/31/2026	99.086	1,000,000	997,057	967,310
9	91282CBT7	3/31/2021	US Treasury Note	US Agency	3/31/2021	3/31/2026	99.086	1,400,000	1,395,880	1,354,234
10								5,545,000	5,502,586	5,512,901
11										
12	31846V203	NA	First Am Govt Obl MMF Cl Y	AAAm	NA	NA	100.000	269,336	269,336	269,336
13	31846V203	NA	First Am Govt Obl MMF Cl Y	AAAm	NA	NA	100.000	1,617,136	1,617,136	1,617,136
14	NA	NA	State of California LAIF	NA	NA	NA	100.000	6,597,454	6,597,454	6,597,454
15			<b>Total - Tri-Dam Project Reserve Fund</b>					<b>\$14,028,926</b>	<b>\$13,986,512</b>	<b>\$13,996,827</b>
16										
17			<b>Tri-Dam Power Authority Reserve Fund</b>					<b>\$1,088,491</b>	<b>\$1,088,491</b>	<b>\$1,088,491</b>
18										
19										
20			<b>Total - Tri-Dam Reserve Funds</b>					<b>\$15,117,417</b>	<b>\$15,075,004</b>	<b>\$15,085,319</b>



**TRI-DAM PROJECT**  
**RESOLUTION No. TDP 2022-04**  
**RESOLUTION RE-ESTABLISHING TRI-DAM RESERVES AND**  
**SEMI-ANNUAL DISTRIBUTIONS**

**BE IT RESOLVED**, that the Board of Directors of the Oakdale Irrigation District and the South San Joaquin Irrigation District (“Joint Boards” and “Districts”) meeting as the Joint Boards of Directors of the Tri-Dam Project (Project) adopt this Resolution.

**WHEREAS**, the Joint Boards have adopted Tri-Dam Project Resolution 2005-03, dated August 18, 2005, and amended by Resolution 2008-02 on February 26, 2008 “Resolution Establishing Reserves Funds & Semi Annual Distributions for Tri-Dam Project,” and Tri-Dam Project Resolution 2009-05, dated May 22, 2009 “Resolution Authorizing Reserve Funds for the Financing of Tulloch 3<sup>rd</sup> Generating Unit,” and Tri-Dam Project Resolution 2013-01, dated January 17, 2013 “Resolution Re-Establishing Tri-Dam Reserves and Semi-Annual Distributions” and

**WHEREAS**, the Joint Boards find that Reserves should be established at a level consistent with the risk of substantial failure, obsolescence of major infrastructure assets, maintaining sufficient operating cash, and stabilization of distributions to the Districts;

**NOW THEREFORE**, the Joint Boards of Directors hereby finds, determines, declares, orders, and resolves as follows:

1. That the foregoing recitals are true and correct and incorporates them by this reference.
2. Tri-Dam Project Resolutions 2005-03, 2008-02, 2009-05, and 2013-01 are hereby rescinded / superseded;
3. Tri-Dam Reserves shall be established at a level of \$15.0 million;
4. The repayment plan for the Reserves shall be established at \$1.5 million per year, with \$750,000 repaid to the Reserves each January and July;
5. District distributions each January and July shall be made from Available Funds. Available Funds are defined as all cash and investments held by Tri-Dam, less Total Reserves plus day-to-day operating cash requirements of \$2.0 million; and
6. Beginning in July 2022, Available Funds shall first be used to replenish the Reserves in an amount equal to the lesser of: \$750,000, or that amount which will bring total Reserves to \$15 million. All remaining Available Funds shall be distributed in equal shares to the Districts.

**PASSED AND ADOPTED** by the Joint Board of Directors of the OAKDALE IRRIGATION DISTRICT and of the SOUTH SAN JOAQUIN IRRIGATION DISTRICT for the TRI-DAM PROJECT this 17th day of February, 2022, by the following vote:

**OAKDALE IRRIGATION DISTRICT**

**AYES:**  
**NOES:**  
**ABSENT:**

**SOUTH SAN JOAQUIN IRRIGATION DISTRICT**

**AYES:**  
**NOES:**  
**ABSENT:**

**TRI-DAM PROJECT**

---

Bob Holmes, President

---

Jarom Zimmerman, Secretary

# BOARD AGENDA REPORT

Date: 2/17/2022  
Staff: Brian Jaruszewski

---

**SUBJECT: Fiscal Year 2022 Budget Amendment**

---

**RECOMMENDED ACTION:** Approve Fiscal Year 2022 Budget Amendment.

---

**BACKGROUND AND/OR HISTORY:**

In November 2021, the Board adopted the fiscal year 2022 Tri-Dam Project Budget. This proposed Budget Amendment includes the following components:

1. Increase in Revenues of \$2.15 million resulting from a transfer from the Revenue / Operating Reserve to fund:
  - a. Tulloch Day Use Site project (\$1.4 million)
  - b. CalPERS Unfunded Accrued Liability (\$750,000)
2. Increase in Operations Expenses of \$309,240 resulting from an incorrect subtotal in the adopted budget.
3. Increase in Benefits Expense of \$750,000 to fund the reduction of the CalPERS pension liability.
4. Decrease in Capital Expenses of \$700,000 due to:
  - a. Deferral to 2023 for replacing the Strawberry parking lot (\$400,000)
  - b. Reduction in cost to repair / replace the Beardsley pressure relief valve (\$300,000)

The net bottom line impact of this proposed Budget Amendment is an increase to net income of \$1.8 million.

**FISCAL IMPACT:** \$1.8 million increase to Net Income

**ATTACHMENTS:** FY2022 Amended Budget components

---

**Board Motion:**

**Motion by:** \_\_\_\_\_ **Second by:** \_\_\_\_\_

**VOTE:**

**OID:** DeBoer (Yes/No) Doornenbal (Yes/No) Orvis (Yes/No) Santos (Yes/No) Tobias (Yes/No)

**SSJID:** Holbrook (Yes/No) Holmes (Yes/No) Kamper (Yes/No) Spyksma (Yes/No) Weststeyn (Yes/No)



## Tri-Dam Project 2022 Budget Summary

(Amended)

	(A) 2017	(B) 2018	(C) 2019	(D) 2020	(E) 2021	(F) 2021	(G) 2021	(H) 2022	(J) 2022	(I) 2022
	Actual	Actual	Actual	Actual	Budget	YTD (Aug)	Forecast	Budget	\$ Change	% Change
<b>Revenue</b>										
Sale of Energy	\$ 48,114,763	\$ 21,300,521	\$ 38,562,494	\$ 27,313,002	\$ 35,977,003	\$ 14,708,133	\$ 22,062,200	\$ 26,982,780	\$ (8,994,223)	-33.33%
Transfer from Operating Reserve								\$ 2,150,000	\$ 2,150,000	100.00%
Headwater Benefits & Other Revenue	976,123	2,161,465	3,757,725	1,373,940	1,003,859	510,097	765,145.50	988,630	(15,229)	-1.54%
<b>Total Revenue</b>	<b>\$ 49,090,886</b>	<b>\$ 23,461,986</b>	<b>\$ 42,320,219</b>	<b>\$ 28,686,942</b>	<b>\$ 36,234,705</b>	<b>\$ 15,218,230</b>	<b>\$ 22,827,345</b>	<b>\$ 30,121,410</b>	<b>\$ (6,113,295)</b>	<b>-20.30%</b>
<b>Expense</b>										
L/OH - Operations	\$ 1,935,766	\$ 1,800,021	\$ 2,272,949	\$ 2,169,061	\$ 1,257,897	\$ 1,011,455	\$ 1,517,183	\$ 1,545,622	\$ 287,725	18.62%
L/OH - Administrative	473,556	454,388	629,375	600,608	782,108	561,581	782,108	1,058,821	276,713	26.13%
L/OH - Maintenance	1,714,094	1,768,437	1,405,664	1,694,406	1,949,964	1,178,226	1,943,727	2,415,203	465,239	19.26%
L/OH - Goodwin Dam	186,684	186,709	254,749	229,513	218,198	141,200	230,343	206,673	(11,525)	-5.58%
<b>Labor &amp; Overhead Expense</b>	<b>4,310,101</b>	<b>4,209,554</b>	<b>4,562,737</b>	<b>4,693,588</b>	<b>4,208,167</b>	<b>2,892,462</b>	<b>4,473,360</b>	<b>5,226,319</b>	<b>1,018,152</b>	<b>19.48%</b>
Operations	116,058	142,543	65,969	128,216	195,615	83,632	128,216	513,805	318,190	61.93%
Administrative	1,710,261	1,711,059	2,200,253	1,838,845	2,832,330	1,406,071	1,838,845	2,593,268	(239,062)	-9.22%
Maintenance	3,090,025	1,118,767	2,751,613	624,516	1,344,400	335,682	455,635	1,349,900	5,500	0.41%
Goodwin Dam	88,075	96,348	151,389	136,907	118,342	85,774	136,907	129,242	10,900	8.43%
Depreciation & Amortization	1,907,147	2,039,519	2,067,330	2,086,968	2,096,400	1,564,757	2,096,400	2,127,846	31,446	1.48%
<b>Operating Expense</b>	<b>6,911,566</b>	<b>5,108,236</b>	<b>7,236,554</b>	<b>4,815,451</b>	<b>6,587,087</b>	<b>3,475,916</b>	<b>4,656,003</b>	<b>6,714,062</b>	<b>126,975</b>	<b>1.89%</b>
<b>Total Operating Expense</b>	<b>11,221,667</b>	<b>9,317,790</b>	<b>11,799,292</b>	<b>9,509,039</b>	<b>10,795,254</b>	<b>6,368,377</b>	<b>9,129,363</b>	<b>11,940,380</b>	<b>1,145,126</b>	<b>9.59%</b>
Nonoperating Expense	1,686,200	1,841,202	2,425,568	1,979,536	1,992,375	997,175	1,391,425	1,985,550	(6,825)	-0.34%
Capital Expense	3,357,742	1,290,745	892,768	4,176,933	5,329,565	161,110	2,972,220	4,524,150	(805,415)	-17.80%
<b>Total Expense</b>	<b>\$ 16,265,609</b>	<b>\$ 12,449,737</b>	<b>\$ 15,117,628</b>	<b>\$ 15,665,508</b>	<b>\$ 18,112,195</b>	<b>\$ 7,526,663</b>	<b>\$ 13,493,008</b>	<b>\$ 18,450,080</b>	<b>\$ 337,885</b>	<b>1.83%</b>
<i>Total Budget</i>	<i>\$ 13,839,593</i>	<i>\$ 17,021,233</i>	<i>\$ 18,218,628</i>	<i>\$ 21,494,237</i>	<i>\$ 18,112,195</i>			<i>\$ 18,450,080</i>		
<b>Total Expense - excl Capital Exp</b>	<b>\$ 12,907,867</b>	<b>\$ 11,158,992</b>	<b>\$ 14,224,860</b>	<b>\$ 11,488,575</b>	<b>\$ 12,787,630</b>	<b>\$ 7,365,553</b>	<b>\$ 10,520,788</b>	<b>\$ 13,925,930</b>	<b>\$ 1,138,300</b>	<b>8.17%</b>
<b>Net Income - incl Capital Exp</b>	<b>\$ 32,825,277</b>	<b>\$ 11,012,249</b>	<b>\$ 27,202,591</b>	<b>\$ 13,021,434</b>	<b>\$ 18,868,667</b>	<b>\$ 7,691,568</b>	<b>\$ 9,334,337</b>	<b>\$ 11,671,330</b>	<b>\$ (7,197,337)</b>	<b>-61.67%</b>
<b>Net Income - excl Capital Exp</b>	<b>\$ 36,183,019</b>	<b>\$ 12,302,994</b>	<b>\$ 28,095,359</b>	<b>\$ 17,198,367</b>	<b>\$ 24,193,232</b>	<b>\$ 7,852,678</b>	<b>\$ 12,306,557</b>	<b>\$ 16,195,480</b>	<b>\$ (7,997,752)</b>	<b>-49.38%</b>

Historical generation (50 yrs) - KWh	449,713,000
% of historical	75%
2022 estimated gen - KWh	337,284,750
Price / MWh	\$ 80.00
Generation revenue	\$ 26,982,780

### Tri-Dam Project

2022 Operations Detail		2022 Budget	Donnells	Beardsley	Tulloch	Sandbar	Admin	Division	Mt Eliz	Str. Peak	2021 Budget	2021 YTD (Aug)	2021 Forecast	2020 Budget	2020 Actual
1	<b>53730 Interconnection Expense 3rd Unit</b>														
2	Annual cost PGE 3rd Unit interconnection	2,050	-	-	2,050	-	-	-	-	-	2,050	1,346	2,050	2,050	2,019
4	<b>53740 Powerhouse &amp; Dam utilities</b>														
5	Station Service - Donnells	7,000	7,000	-	-	-	-	-	-	-	-	-	-	-	-
6	Station Service - Beardsley	7,000	-	7,000	-	-	-	-	-	-	-	-	-	-	-
7	Station Service - Tulloch	7,000	-	-	7,000	-	-	-	-	-	-	-	-	-	-
8	Propane & Diesel - Donnells	5,200	5,200	-	-	-	-	-	-	-	-	-	-	-	-
9	Propane & Diesel - Beardsley	4,000	-	4,000	-	-	-	-	-	-	-	-	-	-	-
10	Propane & Diesel - Tulloch	4,000	-	-	4,000	-	-	-	-	-	-	-	-	-	-
11	<b>Total 53740</b>	<b>34,200</b>	<b>12,200</b>	<b>11,000</b>	<b>11,000</b>	<b>-</b>	<b>-</b>	<b>-</b>	<b>-</b>	<b>-</b>	<b>34,200</b>	<b>6,118</b>	<b>9,176</b>	<b>24,200</b>	<b>29,824</b>
13	<b>53750 Dam Monitoring / Surveying</b>														
14	Surveying & Monitoring	7,500	-	-	-	-	7,500	-	-	-	5,500	4,000	5,000	5,500	6,570
16	<b>53930 Operations Office Supplies</b>														
17	<b>Total 53930</b>	<b>-</b>	<b>-</b>	<b>-</b>	<b>-</b>	<b>-</b>	<b>-</b>	<b>-</b>	<b>-</b>	<b>-</b>	<b>4,800</b>	<b>1,646</b>	<b>2,469</b>	<b>4,800</b>	<b>3,810</b>
19	<b>53940 Powerhouse &amp; Dam Supplies</b>														
20	Nitrogen & hexafluoride	2,800	-	-	-	-	2,800	-	-	-	-	-	-	-	-
21	Miscellaneous (lights, repair material, hardware, etc.)	2,000	-	-	-	-	2,000	-	-	-	-	-	-	-	-
22	<b>Total 53940</b>	<b>4,800</b>	<b>-</b>	<b>-</b>	<b>-</b>	<b>-</b>	<b>4,800</b>	<b>-</b>	<b>-</b>	<b>-</b>	<b>8,500</b>	<b>4,072</b>	<b>6,108</b>	<b>7,800</b>	<b>4,480</b>
24	<b>53941 Furnishings &amp; Misc Equipment</b>														
25	Desks, refrigerator, kitchen counter at BPH	5,000	-	5,000	-	-	-	-	-	-	-	-	-	-	-
26	GM office replacement furniture	500	-	-	-	-	500	-	-	-	-	-	-	-	-
27	Dispatch operators' desk	10,000	-	-	-	-	10,000	-	-	-	-	-	-	-	-
28	Dispatch operators' & ops supervisory chairs (2)	600	-	-	-	-	600	-	-	-	-	-	-	-	-
29	<b>Total 53941</b>	<b>16,100</b>	<b>-</b>	<b>5,000</b>	<b>-</b>	<b>-</b>	<b>11,100</b>	<b>-</b>	<b>-</b>	<b>-</b>	<b>6,000</b>	<b>-</b>	<b>10,000</b>	<b>17,700</b>	<b>3,759</b>
31	<b>53950 Safety Supplies &amp; Related - Operations</b>														
32	Ladder swing gates 10 @ \$200	2,000	667	667	667	-	-	-	-	-	-	-	-	-	-
33	Confined space annual drill & training	5,000	-	-	-	-	5,000	-	-	-	-	-	-	-	-
34	Confined space air monitors 6 @ \$640	3,840	-	-	-	-	3,840	-	-	-	-	-	-	-	-
35	Annual fire extinguisher testing & training	3,300	-	-	-	-	3,300	-	-	-	-	-	-	-	-
36	MSDS online	2,200	-	-	-	-	2,200	-	-	-	-	-	-	-	-
37	Annual hearing testing	1,800	-	-	-	-	1,800	-	-	-	-	-	-	-	-
38	Rubber safety gloves	1,500	-	-	-	-	1,500	-	-	-	-	-	-	-	-
39	Fall protection & safety harnesses	1,000	-	-	-	-	1,000	-	-	-	-	-	-	-	-
40	360 Safety training operators	575	-	-	-	-	575	-	-	-	-	-	-	-	-
41	Lock Out Tag Out supplies and locks	1,500	-	-	-	-	1,500	-	-	-	-	-	-	-	-
42	Miscellaneous (dust masks, safety glasses, hard hats, gloves, etc.)	6,000	-	-	-	-	6,000	-	-	-	-	-	-	-	-
43	<b>Total 53950</b>	<b>28,715</b>	<b>667</b>	<b>667</b>	<b>667</b>	<b>-</b>	<b>26,715</b>	<b>-</b>	<b>-</b>	<b>-</b>	<b>29,965</b>	<b>9,884</b>	<b>14,826</b>	<b>35,815</b>	<b>26,535</b>
45	<b>53970 Site Utilities - (ME,SP,DP only)</b>														
46	Mt. Elizabeth PG&E	25,500	-	-	-	-	-	25,500	-	-	-	-	-	-	-
47	Strawberry Peak PG&E	22,400	-	-	-	-	-	-	-	22,400	-	-	-	-	-
48	Division Point PG&E	6,200	-	-	-	-	-	6,200	-	-	-	-	-	-	-
49	<b>Total 53970</b>	<b>54,100</b>	<b>-</b>	<b>-</b>	<b>-</b>	<b>-</b>	<b>-</b>	<b>6,200</b>	<b>25,500</b>	<b>22,400</b>	<b>42,500</b>	<b>23,904</b>	<b>35,856</b>	<b>33,400</b>	<b>48,855</b>
51	<b>59750 Small Tools</b>														
52	hydrometers, flashlights, hand tools, etc	1,000	-	-	-	-	1,000	-	-	-	-	-	-	-	-
53	Miscellaneous	1,000	-	-	-	-	1,000	-	-	-	-	-	-	-	-
54	<b>Total 59750</b>	<b>2,000</b>	<b>-</b>	<b>-</b>	<b>-</b>	<b>-</b>	<b>2,000</b>	<b>-</b>	<b>-</b>	<b>-</b>	<b>2,000</b>	<b>-</b>	<b>2,000</b>	<b>2,950</b>	<b>54</b>
56	<b>59700 WECC Dynamic Modeling</b>	14,500	-	-	-	-	14,500	-	-	-	19,500	-	5,000	-	-
58	<b>53751 FERC Part 12d</b>	209,240	-	-	-	-	209,240	-	-	-	-	-	-	-	-
59	<b>FERC Gate Inspection</b>	-	-	-	-	-	-	-	-	-	-	-	-	-	-
61	<b>59337 FERC Miscellaneous Analyses</b>	100,000	-	-	-	-	100,000	-	-	-	-	-	-	-	-
64	<b>59230 Travel &amp; Conference - Ops</b>														
65	EPTC 1 @ \$2,000	2,000	-	-	-	-	2,000	-	-	-	-	-	-	-	-
66	WECC - Spring and Fall Conference 1 @ \$2,000	2,000	-	-	-	-	2,000	-	-	-	-	-	-	-	-
67	USSD - 2 @ 2,700	5,400	-	-	-	-	5,400	-	-	-	-	-	-	-	-
68	Hydrovision - 2 @ \$2,000	4,000	-	-	-	-	4,000	-	-	-	-	-	-	-	-
69	USBR dam safety - 3 @ \$2,000	6,000	-	-	-	-	6,000	-	-	-	-	-	-	-	-

Tri-Dam Project

2022 Operations Detail			2022 Budget	Donnells	Beardsley	Tulloch	Sandbar	Admin	Division	Mt Eliz	Str. Peak	2021 Budget	2021 YTD (Aug)	2021 Forecast	2020 Budget	2020 Actual
70	EUCI - TBD 2 @ \$2,000		4,000	-	-	-		4,000	-	-	-					
71	All Other Local		500	-	-	-		500	-	-	-					
72		<b>Total 59230</b>	23,900	-	-	-		23,900	-	-	-	23,900	-	-	35,900	50
73																
74	<b>59255 Schools and Training (tuition only) - Ops</b>															
75	Tuition - EPTC power plant operations - Colorado x opers @ \$5,000		5,000	-	-	-		5,000	-	-	-					
76	Tuition - EUCI FERC compliance & enforcement (2)		4,000	-	-	-		4,000	-	-	-					
77	Tuition - EUCI compliance fundamentals (2)		4,000	-	-	-		4,000	-	-	-					
78	Tuition - governor training - Wisconsin 1 operator		3,200	-	-	-		3,200	-	-	-					
79	Tuition - local training (Fred Pryor, Print Reading, battery trng, etc.)		500	-	-	-		500	-	-	-					
80		<b>Total 59255</b>	16,700	-	-	-		16,700	-	-	-	16,700	3,125	4,688	21,700	2,260
81																
82																
83	<b>Total Operations Expense</b>		<b>513,805</b>	<b>12,867</b>	<b>16,667</b>	<b>13,717</b>		<b>107,215</b>	<b>6,200</b>	<b>25,500</b>	<b>22,400</b>	<b>195,615</b>	<b>54,094</b>	<b>97,172</b>	<b>191,815</b>	<b>128,216</b>
84																
85																
86	<b>Labor &amp; Overhead</b>															
87	53510 Payroll - Labor		747,894													
88	53520 Payroll - Overhead & Nonproductive Wages		792,728													
89	53520 Payroll - Other Benefits (Boot Allowance, etc)		5,000													
90	<b>Total Operations L/OH</b>		<b>1,545,622</b>													

Tri-Dam Project

2022 Administrative Detail		2022 Budget	Donnells	Beardsley	Tulloch	Sandbar	Admin	Division	Mt Eliz	Str. Peak	2021 Budget	2021 YTD (Aug)	2021 Forecast	2020 Budget	2020 Actual
1	<b>52000 Bank Fees</b>														
2	OVCB - all accounts	13,500	-	-	-	-	13,500	-	-	-	13,500	8,796	13,194	13,500	12,348
4	<b>59210 Office &amp; Administrative expense</b>														
5	Janitorial / Cleaning Supplies	8,500	-	-	-	-	8,500	-	-	-					
6	Copier Lease	5,000	-	-	-	-	5,000	-	-	-					
7	Copier Supplies	3,500	-	-	-	-	3,500	-	-	-					
8	Postage	2,000	-	-	-	-	2,000	-	-	-					
9	Benefit Resource (Flex Spending Admin)	1,500	-	-	-	-	1,500	-	-	-					
10	Employment Ads & Public Notices	5,000	-	-	-	-	5,000	-	-	-					
11	Postage Machine Lease	1,000	-	-	-	-	1,000	-	-	-					
12	Bottled Water	3,600	-	-	-	-	3,600	-	-	-					
13	UPS / Fed Ex	400	-	-	-	-	400	-	-	-					
14	Check stock	400	-	-	-	-	400	-	-	-					
15	Cable TV	900	-	-	-	-	900	-	-	-					
16	Miscellaneous office supplies & expense	11,000	-	-	-	-	11,000	-	-	-					
17	<b>Total 59210</b>	<b>42,800</b>	-	-	-	-	<b>42,800</b>	-	-	-	<b>35,800</b>	<b>23,532</b>	<b>35,298</b>	<b>29,100</b>	<b>52,668</b>
19	<b>59215 Professional Dues &amp; Subscriptions</b>														
20	ACWA	20,230	-	-	-	-	20,230	-	-	-					
21	Cooperative Snow Survey Program	4,500	-	-	-	-	4,500	-	-	-					
22	Northwest Hydro Association	1,400	-	-	-	-	1,400	-	-	-					
23	CEUA	200	-	-	-	-		-	-	-					
24	CA Energy Markets - multiple subscriptions	3,950	-	-	-	-	3,950	-	-	-					
25	Tucare	1,400	-	-	-	-	1,400	-	-	-					
26	Cal Chamber	1,000	-	-	-	-	1,000	-	-	-					
27	GFOA	160	-	-	-	-	160	-	-	-					
28	Amazon Prime	130	-	-	-	-	130	-	-	-					
29	Safety Council	100	-	-	-	-	100	-	-	-					
30	Oakdale Leader	60	-	-	-	-	60	-	-	-					
31	<b>Total 59215</b>	<b>33,130</b>	-	-	-	-	<b>32,930</b>	-	-	-	<b>27,165</b>	<b>18,380</b>	<b>27,570</b>	<b>27,200</b>	<b>25,850</b>
33	<b>59220 Utilities - Administrative</b>														
34	Electric	32,000	-	-	-	-	32,000	-	-	-					
35	Water	9,000	-	-	-	-	9,000	-	-	-					
36	Propane	11,200	-	-	-	-	11,200	-	-	-					
37	<b>Total 59220</b>	<b>52,200</b>	-	-	-	-	<b>52,200</b>	-	-	-	<b>43,000</b>	<b>28,096</b>	<b>42,144</b>	<b>43,700</b>	<b>47,449</b>
39	<b>59230 Travel &amp; Conference - Admin &amp; Districts</b>														
40	NWHA, ACWA, Hydrovision @ \$2,000, CCSS @ \$1,000	3,500	-	-	-	-	3,500	-	-	-					
41	SSJID - 1 conferences @ \$2,000	2,000	-	-	-	-	2,000	-	-	-					
42	OID - 1 conferences @ \$2,000	2,000	-	-	-	-	2,000	-	-	-					
43	FERC Rec, FERC SMP @ \$2,250, ACWA, Hydrovision @ \$2,000	8,500	-	-	-	-	8,500	-	-	-					
44	PERS conference	2,000	-	-	-	-	2,000	-	-	-					
45	ACWA, Hydrovision @ \$2,000	4,000	-	-	-	-	4,000	-	-	-					
46	All Other Local	500	-	-	-	-	500	-	-	-					
47	<b>Total 59230</b>	<b>22,500</b>	-	-	-	-	<b>22,500</b>	-	-	-	<b>22,500</b>	<b>3,692</b>	<b>6,329</b>	<b>30,000</b>	<b>1,525</b>
49	<b>59240 Meals</b>														
50	Board meetings, including annual Strawberry staff luncheon	3,000	-	-	-	-	3,000	-	-	-					
51	Annual employee appreciation dinner, staff meetings	3,000	-	-	-	-	3,000	-	-	-					
52	<b>Total 59240</b>	<b>6,000</b>	-	-	-	-	<b>6,000</b>	-	-	-	<b>5,000</b>	<b>2,083</b>	<b>3,125</b>	<b>5,000</b>	<b>2,739</b>
54	<b>59245 Drug Testing &amp; Physicals</b>	<b>2,000</b>	-	-	-	-	<b>2,000</b>	-	-	-	<b>2,000</b>	<b>147</b>	<b>252</b>	<b>2,000</b>	<b>1,658</b>
56	<b>59250 Computers, Related Supplies &amp; Support</b>														
57	Laptops (4)	12,000	-	-	-	-	12,000	-	-	-					
58	Software (adobe full x2) (digital signaturing)	1,600	-	-	-	-	1,600	-	-	-					
59	Mainsaver Annual Cost	1,000	-	-	-	-	1,000	-	-	-					
60	Printers/scanners (Strawberry Office / Tulloch)	2,300	-	-	-	-	2,300	-	-	-					
61	Tulloch Office Equipment	1,500	-	-	-	-		-	-	-					
62	Miscellaneous (cables, batteries, printers, keyboards, toner, etc.)	7,000	-	-	-	-	7,000	-	-	-					
63	<b>Total 59250</b>	<b>25,400</b>	-	-	-	-	<b>23,900</b>	-	-	-	<b>11,100</b>	<b>1,228</b>	<b>1,842</b>	<b>18,350</b>	<b>16,197</b>
65	<b>59255 Schools and Training (tuition only) - Admin</b>														
66	Annual Biological & Dam Safety Training	-	-	-	-	-	-	-	-	-					
67	Fred Pryor, PERS, GFOA classes/webinars	1,500	-	-	-	-	1,500	-	-	-					
68	<b>Total 59255</b>	<b>1,500</b>	-	-	-	-	<b>1,500</b>	-	-	-	<b>2,500</b>	<b>299</b>	<b>2,000</b>	<b>5,500</b>	<b>314</b>

Tri-Dam Project

2022 Administrative Detail		2022 Budget	Donnells	Beardsley	Tulloch	Sandbar	Admin	Division	Mt Eliz	Str. Peak	2021 Budget	2021 YTD (Aug)	2021 Forecast	2020 Budget	2020 Actual
70	<b>59260 Telephone</b>														
71	AT&T SBC	46,500	-	-	-	-	46,500	-	-	-					
72	Calaveras Telephone	1,300	-	-	-	-	1,300	-	-	-					
73	MCI	500	-	-	-	-	500	-	-	-					
74	<b>Total 59260</b>	48,300	-	-	-	-	48,300	-	-	-	28,800	22,899	34,348	26,550	36,786
76	<b>59261 ISO Communications</b>														
77	AT&T Data Link	5,500	-	-	-	-	5,500	-	-	-	4,400	2,670	4,004	4,100	4,617
79	<b>59265 Website &amp; Network Operation &amp; Maint</b>														
80	Network support contract	55,000	-	-	-	-	55,000	-	-	-					
81	Website maintenance	1,600	-	-	-	-	1,600	-	-	-					
82	Server / network upgrades	2,000	-	-	-	-	2,000	-	-	-					
83	<b>Total 59265</b>	58,600	-	-	-	-	58,600	-	-	-	55,800	26,142	55,800	60,800	37,256
85	<b>59335 Accounting &amp; Payroll Software</b>														
86	Payroll Processing (Paychex, ADP, Paycor)	6,500	-	-	-	-	-	-	-	-					
87	Springbrook annual maintenance agreement	7,050	-	-	-	-	7,050	-	-	-	10,550	11,075	11,075	10,550	10,548
89	<b>59640 Streamgaging</b>														
90	Watermark 5-year agreement	30,744	-	-	-	-	30,744	-	-	-	29,280	19,520	29,280	29,010	29,010
92	<b>59645 Streamgaging Certification</b>														
93	USGS Certification	39,399	-	-	-	-	39,399	-	-	-	37,523	24,830	37,245	37,523	37,244
95	<b>59328 Reservoir management - Admin</b>														
96	Homeowners brochures & misc public information material	1,000	-	-	-	-	1,000	-	-	-					
97	<b>Total 59328</b>	1,000	-	-	-	-	1,000	-	-	-	2,000	-	-	15,500	2,989
99	<b>59410 Insurance premiums</b>														
100	Property/Liability/Excess	672,000	-	-	-	-	672,000	-	-	-					
101	Workers Comp	48,000	-	-	-	-	48,000	-	-	-					
102	<b>Total 59410</b>	720,000	-	-	-	-	720,000	-	-	-	483,950	384,043	576,065	464,000	505,002
104	<b>59670 USFS permit fees</b>														
105	Communication site - Strawberry Peak	7,000	-	-	-	-	-	-	-	7,000					
106	Communication site - Mt. Elizabeth	5,500	-	-	-	-	-	-	5,500	-					
107	<b>Total 59670</b>	12,500	-	-	-	-	-	-	5,500	7,000	11,600	12,775	12,775	11,600	11,802
109	<b>59430 Property and use taxes</b>														
110	Property taxes, including Tulloch public access properties	25,000	-	-	-	-	25,000	-	-	-					
111	<b>Total 59430</b>	25,000	-	-	-	-	25,000	-	-	-	10,000	1,210	1,210	31,000	24,548
113	<b>59337 FERC Miscellaneous Analyses</b>														
114		-	-	-	-	-	-	-	-	-	150,000	26,973	40,459	30,000	60,798
115	<b>59610 Dam safety fees - DWR</b>														
116	Chief dam safety engineer / ODSP / DSSMR review / etc.	234,300	-	-	-	-	234,300	-	-	-					
117	<b>Total 59610</b>	249,300	-	-	-	-	249,300	-	-	-	249,300	154,087	249,300	249,300	241,057
119	<b>59620 FERC fees - admin &amp; land Use</b>														
120		316,000	-	-	-	-	316,000	-	-	-	205,000	170,571	170,571	200,000	201,062
121	<b>59650 FERC Headwater benefit assessment</b>														
122		90,500	-	-	-	-	90,500	-	-	-	90,500	60,333	103,429	90,500	90,709
123	<b>59690 EAP &amp; Other Plan Updates rename to EAP &amp; Other Plan Updates</b>														
124	Miscellaneous costs (signage, brochures, etc.)	3,000	-	-	-	-	3,000	-	-	-					
125	<b>Total 59690</b>	3,000	-	-	-	-	3,000	-	-	-	6,000	1,300	2,229	69,500	147,556
127	<b>59310 Legal fees - general matters</b>														
128	Downey Brand - Tulloch matters	200,000	-	-	200,000	-	-	-	-	-					
129	O'Laughlin & Paris - general matters	36,000	-	-	-	-	36,000	-	-	-					
130	O'Laughlin & Paris - Tulloch Dam spillway complaint	100,000	-	-	100,000	-	-	-	-	-					
131	Downey Brand - Tulloch house slide	10,000	-	-	10,000	-	-	-	-	-					
132	Miscellaneous	2,000	-	-	-	-	2,000	-	-	-					
133	<b>Total 59310</b>	348,000	-	-	310,000	-	38,000	-	-	-	348,000	131,473	225,382	473,000	82,461
135	<b>59320 Investments Custody Fees</b>														
136	US Bank (minimum \$1,000 per account)	2,100	-	-	-	-	2,100	-	-	-	2,100	1,177	2,000	2,100	2,000
138	<b>59331 Auditor services</b>														
139	Fedak & Brown	11,245	-	-	-	-	11,245	-	-	-	10,245	10,630	10,630	12,543	13,498
141	<b>59932 Special Consultants/Resource Plans</b>														
142	Wagner & Bonsignor - water rights reporting	15,000	-	-	-	-	15,000	-	-	-	9,500	10,521	10,521	6,000	11,459



Tri-Dam Project

2022 Administrative Detail		2022 Budget	Donnells	Beardsley	Tulloch	Sandbar	Admin	Division	Mt Eliz	Str. Peak	2021 Budget	2021 YTD (Aug)	2021 Forecast	2020 Budget	2020 Actual
144	<b>59346 License Condition Implementation</b>														
145	Tulloch Aquatic Plant Management Plan - Article 405	5,000	-	-	5,000	-	-	-	-	-					
146	Miscellaneous FERC requirements (signage, brochures, etc.)	3,500	-	-	-	-	3,500	-	-	-					
147	<b>Total 59346</b>	8,500	-	-	5,000	-	3,500	-	-	-	55,000	-	50,000	35,000	-
149	<b>59347 Tulloch Shoreline Erosion Plan</b>														
150	Engineering / site evaluation	30,000	-	-	30,000	-	-	-	-	-					
151	<b>Total 59347</b>	30,000	-	-	30,000	-	-	-	-	-	500,000	-	-	315,000	140
153	<b>59348 Tulloch Recreation Plan</b>														
154	Update draft	-	-	-	-	-	-	-	-	-					
155	<b>Total 59348</b>	-	-	-	-	-	-	-	-	-	-	-	5,000	5,000	800
157	<b>59349 Tulloch Shoreline Management Plan</b>														
158	Shoreline Compliance Audit	-	-	-	-	-	-	-	-	-					
159	<b>Total 59349</b>	-	-	-	-	-	-	-	-	-	3,000	-	-	30,000	-
161	<b>59350 Mussel Risk Assessment, Inspection &amp; Monitoring</b>														
162	Monitoring protocols, self certification printing	1,000	-	-	-	-	1,000	-	-	-					
163	Boat wash station - O&M	1,000	-	-	1,000	-	-	-	-	-					
164	<b>Total 59350</b>	2,000	-	-	1,000	-	1,000	-	-	-	3,000	-	-	3,500	-
166	<b>59351 FERC Cultural Resources - Monitoring &amp; Documentation - Hells Half Acre</b>														
167	Annual report on cultural resources activities (HPMP)	50,000	50,000	-	-	-	-	-	-	-					
168	<b>Total 59351</b>	50,000	50,000	-	-	-	-	-	-	-	99,917	6,858	-	77,000	31,085
170	<b>59353 FERC Cultural Resources - Monitoring &amp; Documentation - Beardsley/Tulloch</b>														
171	Data Recovery and Reporting	10,000	-	10,000	-	-	-	-	-	-					
172	<b>Total 59353</b>	10,000	-	10,000	-	-	-	-	-	-	30,000	12,872	22,066	101,000	53,307
174	<b>59355 FERC Cultural Resources - Monitoring &amp; Documentation - Ongoing</b>														
175	Annual report on cultural resources activities (HPMP)	115,000	-	-	-	-	115,000	-	-	-	84,800	-	-	-	-
177	<b>Total License Compliance Activities</b>	215,500	50,000	10,000	36,000	-	119,500	-	-	-	775,717	19,730	77,066	566,500	-
179	<b>59345 Shoreline Management Conference</b>														
181	<b>58338 Recreation Site Mgmt USFS Beardsley</b>														
182	USFS Beardsley maintenance agreement	165,000	-	165,000	-	-	-	-	-	-					
183	USFS Beardsley bald eagle / falcon monitoring agreement	8,000	-	8,000	-	-	-	-	-	-					
184	<b>Total 58338</b>	173,000	-	173,000	-	-	-	-	-	-	110,000	-	165,000	110,000	7,500
186	<b>59371 Reliability Consulting - NERC / WECC / OSHA</b>	15,000	-	-	-	-	15,000	-	-	-	25,000	37	64	15,000	7,920
187	<b>59373 Labor Relations Negotiation / Consulting / Salary Survey</b>	5,000	-	-	-	-	5,000	-	-	-	12,000	-	5,000	27,700	23,850
188	<b>59375 Haz Mat Business Plan &amp; Permits</b>	2,500	-	-	-	-	2,500	-	-	-	2,500	-	-	2,500	3,091
189															
190	<b>Total Administrative Expense</b>	<b>2,593,268</b>	<b>50,000</b>	<b>183,000</b>	<b>346,000</b>		<b>2,000,068</b>		<b>5,500</b>	<b>7,000</b>	<b>2,832,330</b>	<b>1,178,249</b>	<b>1,955,205</b>	<b>2,719,626</b>	<b>1,838,845</b>
193	<b>Labor &amp; Overhead</b>														
194	53510 Payroll - Labor	539,179													
195	53520 Payroll - Overhead & Nonproductive Wages	506,710													
196	Payroll - Retiree Benefits	12,432													
197	Payroll - Other Benefits (Boot Allowance, etc)	500													
198	<b>Total Administrative L/OH</b>	<b>1,058,821</b>													

**Tri-Dam Project**

2022 Maintenance Detail		2022								2021	2021 YTD	2021	2020	2020
		Budget	Donnells	Beardsley	Tulloch	ndt	Admin	Division	Mt Eliz	Str. Peak	Budget	(Aug)	Forecast	Budget
1	<b>54230 Maintenance &amp; Repairs</b>													
2	Repair / Raze second Tulloch house	30,000	-	-	30,000	-	-	-	-					
3	Rebuild spill gate motors - 6 @ \$6,000 DDM (1), BDM (2), TI	6,000	2,000	2,000	2,000	-	-	-	-					
4	LED lighting & fixtures for switchyards - BPH	15,000	-	15,000	-	-	-	-	-					
5	Equipment rental	25,000	-	-	-	25,000	-	-	-					
6	Black Creek gate, pole replacement, & antenna	10,000	-	-	-	10,000	-	-	-					
7	Vegetation management - Tulloch Dam - reimburse OID	4,000	-	-	4,000	-	-	-	-					
8	Paint Main Office	10,000	-	-	-	10,000	-	-	-					
9	GM House Maintenance	30,000	-	-	-	30,000	-	-	-					
10	Gas & Fire protection upgrades per Zurich engineering review	5,000	1,667	1,667	1,667	-	-	-	-					
11	CAISO Generator Modeling (Tulloch, Beardsley, SandBar)	3,000	1,000	1,000	1,000	-	-	-	-					
12	MW Meter Testing	11,200	3,733	3,733	3,733	-	-	-	-					
13	Sump, raw water, & cooling water pump repair - various locat	24,000	8,000	8,000	8,000	-	-	-	-					
14	LED lighting & fixtures for high bay - DPH or BPH	20,000	20,000	-	-	-	-	-	-					
15	Refill 50lb CO2 cylinders as needed	6,000	-	-	-	6,000	-	-	-					
16	New staff gauge and related survey work - Beardsley Dam	6,000	-	6,000	-	-	-	-	-					
17	Pest control	3,500	1,167	1,167	1,167	-	-	-	-					
18	Donnells PH Cottage Repairs (plumbing, paint)	5,000	5,000	-	-	-	-	-	-					
19	Concrete Crack Grout Sealing	15,000	7,500	-	7,500	-	-	-	-					
20	Rekey Locks	100,000	-	-	-	100,000	-	-	-					
21	Tulloch Unit 3 Relay Testing	5,000	-	-	5,000	-	-	-	-					
22	Miscellaneous (paint, plumbing, carpentry, electrical repair/m	60,000	-	60,000	-	-	-	-	-					
23	<b>Total 54230</b>	<b>393,700</b>	<b>50,067</b>	<b>98,567</b>	<b>64,067</b>	<b>181,000</b>	<b>-</b>	<b>-</b>	<b>-</b>	<b>451,900</b>	<b>99,085</b>	<b>99,085</b>	<b>192,900</b>	<b>19,471</b>
24														
25														
26	<b>54460 Electrical &amp; Electronic Expense</b>													
27	WECC / PGE testing CT, PT, GSU transformers	10,000	3,333	3,333	3,333	-	-	-	-					
28	Miscellaneous (wire, conduit, tubing, coils, switches, etc)	50,000	-	-	-	50,000	-	-	-					
29	<b>Total 54460</b>	<b>60,000</b>	<b>3,333</b>	<b>3,333</b>	<b>3,333</b>	<b>50,000</b>	<b>-</b>	<b>-</b>	<b>-</b>	<b>60,000</b>	<b>2,316</b>	<b>3,474</b>	<b>67,500</b>	<b>19,340</b>
30														
31														
32														
33	<b>54540 Site Improvements - DP,SP,ME</b>													
34	Replace / add signage	1,000	-	-	-	1,000	-	-	-					
35	Miscellaneous (fencing, road material, generators, etc.)	4,000	-	-	-	-	1,333	1,333	1,333					
36	<b>Total 54540</b>	<b>5,000</b>	<b>-</b>	<b>-</b>	<b>-</b>	<b>1,000</b>	<b>1,333</b>	<b>1,333</b>	<b>1,333</b>	<b>5,000</b>	<b>176</b>	<b>264</b>	<b>5,000</b>	<b>196</b>
37														
38	<b>54560 Computers, Related Supplies &amp; Support</b>													
39	<b>Total 54560</b>	<b>-</b>	<b>-</b>	<b>-</b>	<b>-</b>	<b>-</b>	<b>-</b>	<b>-</b>	<b>-</b>	<b>33,800</b>	<b>35,241</b>	<b>40,000</b>	<b>18,800</b>	<b>13,252</b>
40														
41	<b>54570 Mobile Radio Repair &amp; Replace</b>													
42	Handheld radios - 3 @ \$400	1,200	-	-	-	1,200	-	-	-					
43	Vehicle radios - 2 @ \$500	1,000	-	-	-	1,000	-	-	-					
44	Misc	500	-	-	-	500	-	-	-					
45	<b>Total 54570</b>	<b>2,700</b>	<b>-</b>	<b>-</b>	<b>-</b>	<b>2,700</b>	<b>-</b>	<b>-</b>	<b>-</b>	<b>2,700</b>	<b>-</b>	<b>-</b>	<b>2,500</b>	<b>116</b>
46														
47	<b>54630 Power Line Repairs</b>	15,000	-	15,000	-	-	-	-	-	15,000	-	-	15,000	-
48														
49	<b>54730 Communications, Microwave &amp; Security Systems</b>													
50	SCADA service contract - Siemens	23,500	-	-	-	23,500	-	-	-					
51	RTAC programming - DPH & DP	20,000	20,000	-	-	-	-	-	-					
52	PTZ cameras Donnells Dam and Mt. Elizabeth - 2 @ \$2,000	4,000	2,000	-	-	-	-	2,000	-					
53	Phone system support contract (NEC)	2,000	-	-	-	2,000	-	-	-					
54	Communication site rental	1,000	-	-	-	1,000	-	-	-					
55	Miscellaneous (batteries, chargers, lenses, cables & related i	15,000	-	-	-	15,000	-	-	-					
56	<b>Total 54730</b>	<b>65,500</b>	<b>22,000</b>	<b>-</b>	<b>-</b>	<b>41,500</b>	<b>-</b>	<b>2,000</b>	<b>-</b>	<b>79,500</b>	<b>21,290</b>	<b>31,935</b>	<b>95,740</b>	<b>155,097</b>
57														
58	<b>54810 Routine Road Maintenance</b>													
59	Road base, sand, culverts & trucking - various roads	125,000	-	-	-	125,000	-	-	-					
60	Mill Creek bridge (4700 Road) repair	20,000	20,000	-	-	-	-	-	-					
61	<b>Total 54810</b>	<b>145,000</b>	<b>20,000</b>	<b>-</b>	<b>-</b>	<b>125,000</b>	<b>-</b>	<b>-</b>	<b>-</b>	<b>76,000</b>	<b>2,359</b>	<b>3,539</b>	<b>184,000</b>	<b>34,049</b>
62	<b>69101 Major Road Repairs</b>													
63	Hells Half Acre Road new permanent bypass - trucking & exc	100,000	-	-	-	100,000	-	-	-					
64	Hells Half Acre Road new permanent bypass - USFS require	120,000	-	-	-	120,000	-	-	-					
65	<b>Total 69101</b>	<b>220,000</b>	<b>-</b>	<b>-</b>	<b>-</b>	<b>220,000</b>	<b>-</b>	<b>-</b>	<b>-</b>	<b>220,000</b>	<b>9,349</b>	<b>14,024</b>	<b>150,000</b>	<b>12,695</b>
66														

Tri-Dam Project

2022 Maintenance Detail			2022 Budget	Donnells	Beardsley	Tulloch	Indt	Admin	Division	Mt Eliz	Str. Peak	2021 Budget	2021 YTD (Aug)	2021 Forecast	2020 Budget	2020 Actual
67	<b>69500</b>	<b>Tulloch Spillway Road Repairs</b>														
68		Engineering, removal & replacement		-	-	-	-	-	-	-	-	-	-	-	-	75,951
69		<b>Total 69500</b>	-	-	-	-	-	-	-	-	-	-	-	-	-	
70	<b>59230</b>	<b>Travel &amp; Conference</b>														
71		Governor training - Wisconsin 2 @ \$2,000	4,000	-	-	-	-	4,000	-	-	-	-	-	-	-	-
72		Technician - RTAC training - East Bay 4 @ \$1,000	2,000	-	-	-	-	2,000	-	-	-	-	-	-	-	-
73		West Coast Hydro	2,000	-	-	-	-	2,000	-	-	-	-	-	-	-	-
74		Crane school	1,500	-	-	-	-	1,500	-	-	-	-	-	-	-	-
75		Technician - SCADA training (\$700 each?)	1,400	-	-	-	-	1,400	-	-	-	-	-	-	-	-
76		OSHA Competent Inspector training	500	-	-	-	-	500	-	-	-	-	-	-	-	-
77		<b>Total 59230</b>	11,400	-	-	-	-	11,400	-	-	-	11,400	-	-	16,000	3,710
78																
79	<b>59255</b>	<b>Schools and Training</b>														
80		Tuition - Governor training 2 @ \$3,200	6,400	-	-	-	-	6,400	-	-	-	-	-	-	-	-
81		Tuition - Technician RTAC 4 @ \$1,500	3,000	-	-	-	-	3,000	-	-	-	-	-	-	-	-
82		Tuition - Crane school 2 @ \$3,000	6,000	-	-	-	-	6,000	-	-	-	-	-	-	-	-
83		Allen Bradley Training (2 @ \$3,500)	7,000	-	-	-	-	7,000	-	-	-	-	-	-	-	-
84		Safety Training - Annual (incl Arc Flash)	2,000	-	-	-	-	2,000	-	-	-	-	-	-	-	-
85		<b>Total 59255</b>	24,400	-	-	-	-	17,400	-	-	-	20,400	-	-	35,050	1,699
86																
87	<b>53930</b>	<b>Maintenance Office Supplies</b>														
88				-	-	-	-	-	-	-	-	1,500	-	-	1,500	3,810
89	<b>53950</b>	<b>Safety Supplies &amp; Related - Maintenance (budgeted to Ops in 2017)</b>														
90		Fall protection, rigging & FR gear	5,000	-	-	-	-	5,000	-	-	-	-	-	-	-	-
91		Toe Boards / Handrails	5,000	-	-	-	-	-	-	-	-	-	-	-	-	-
92		Safety Committee Recommendations	5,000	-	-	-	-	5,000	-	-	-	-	-	-	-	-
93		Machine Guards	1,000	-	-	-	-	1,000	-	-	-	-	-	-	-	-
94		Miscellaneous (respirators, safety glasses, hard hats, gloves,	7,000	-	-	-	-	7,000	-	-	-	-	-	-	-	-
95		<b>Total 53950</b>	23,000	-	-	-	-	18,000	-	-	-	25,500	4,813	7,219	24,000	26,535
96																
97	<b>59328</b>	<b>Reservoir Management</b>														
98		Day Use Site	31,000	-	-	31,000	-	-	-	-	-	-	-	-	-	-
99		Replacement buoys & cable (Maint Dept)	10,000	-	-	10,000	-	-	-	-	-	-	-	-	-	-
100		Disposal & debris removal	5,000	-	-	5,000	-	-	-	-	-	-	-	-	-	-
101		Elderberry / Native Plant Garden	1,000	-	-	1,000	-	-	-	-	-	-	-	-	-	-
102		<b>Total 59328</b>	47,000	-	-	47,000	-	-	-	-	-	50,500	14,049	21,074	20,000	10,875
103																
104	<b>59730</b>	<b>Rolling Stock Maintenance &amp; Repair</b>	100,000	-	-	-	-	100,000	-	-	-	100,000	50,714	76,071	85,000	121,670
105	<b>59740</b>	<b>Shop Supplies</b>	25,000	-	-	-	-	25,000	-	-	-	25,000	13,648	20,472	20,000	18,812
106	<b>59750</b>	<b>Small Tools</b>	20,000	-	-	-	-	20,000	-	-	-	20,000	8,861	13,291	20,000	15,029
107																
108	<b>59755</b>	<b>Miscellaneous Equipment</b>														
109		Pelco Camera / accessories	7,000	-	-	-	-	7,000	-	-	-	-	-	-	-	-
110		Fire Hydrants (2)	8,000	4,000	4,000	-	-	-	-	-	-	-	-	-	-	-
111		Chainsaw Supplies	500	-	-	-	-	500	-	-	-	-	-	-	-	-
112		Misc	10,000	-	-	-	-	10,000	-	-	-	-	-	-	-	-
113		<b>Total 59755</b>	25,500	4,000	4,000	-	-	17,500	-	-	-	26,500	5,360	8,041	15,600	20,177
114																
115	<b>59760</b>	<b>Disposal Fees (Waste Management, etc)</b>	8,000	-	-	-	-	8,000	-	-	-	6,000	4,218	7,230	6,000	5,026
116	<b>59770</b>	<b>Fuel and Fuel Tax</b>	150,000	-	-	-	-	150,000	-	-	-	105,000	63,521	108,894	105,000	62,299
117																
118	<b>59790</b>	<b>Equipment Operation &amp; Maintenance</b>														
119		Small power tools repair and maintenance	2,500	-	-	-	-	2,500	-	-	-	-	-	-	-	-
120		Annual crane inspections	6,200	-	-	-	-	6,200	-	-	-	-	-	-	-	-
121		<b>Total 59790</b>	8,700	-	-	-	-	8,700	-	-	-	8,700	681	1,022	13,700	4,707
122																
123		<b>Total Maintenance Expense</b>	<b>1,349,900</b>	<b>99,400</b>	<b>120,900</b>	<b>114,400</b>	<b>#</b>	<b>997,200</b>	<b>1,333</b>	<b>3,333</b>	<b>1,333</b>	<b>1,344,400</b>	<b>335,682</b>	<b>455,635</b>	<b>1,093,290</b>	<b>624,516</b>
124																
125																
126		<b>Labor &amp; Overhead</b>														
127	53510	Payroll - Labor	1,146,174													
129	53520	Payroll - Overhead & Nonproductive Wages	1,259,029													
130		Payroll - Other Benefits (Boot Allowance, etc)	10,000													
131		<b>Total Maintenance L/OH</b>	<b>2,415,203</b>													

**Tri-Dam Project  
Capital Expenditures Budget  
2022 (Amended)**

EXPENDITURE	Note	LOCATION	ESTIMATED COST	TRI-DAM LABOR COST	TOTAL BUDGET 2021	AMENDED BUDGET 2022
1 2017 Tulloch Recreation Site		Tulloch Reservoir	1,470,000	30,000	1,500,000	1,537,325
2 2019 Tulloch Spillway		Tulloch	250,000	-	2,230,000	250,000
3						
4 2021 Survey install new staff gauge		Beardsley	6,000	-	6,000	6,000
5 2021 Move Gen out of Equipment Building		Beardsley	1,000	9,000	10,000	10,000
6 2021 A-Bay Building for Gate controls		Beardsley A-Bay Dam	5,500	7,500	13,000	13,000
7 2021 24VDC Battery Chargers		Beardsley PH	8,400	750	9,150	9,150
8 2021 Beardsley water tank		Beardsley PH	90,000	48,000	138,000	138,000
9 2021 Gov. Modernization change to Woodward	incl vert dist valve	Beardsley PH	140,000	1,500	141,500	141,500
10 2021 Self Dumping Hoppers		Beardsley Service Center	4,500	-	4,500	5,000
11 2021 Blk Crk Gate, Pole replacement, Antenna cable, conduit etc.		Black Creek	7,500	1,500	9,000	9,000
12 2021 Division Tower and Comm site install		Division Point	378,915	6,000	384,915	384,915
13 2021 Pump/Motor Rebuilds		Donnells	36,000	-	36,000	36,000
14 2021 Donnells Wheel Repair/Jet Brake cone Repair		Donnells	150,000	-	150,000	150,000
15 2021 Donnells Gov. Upgrade to new Hardware		Donnells	128,000	-	128,000	128,000
16 2021 High Bay LED Lighting		Donnells PH	20,000	-	20,000	20,000
17 2021 RTAC Programming		Goodwin	20,000	-	20,000	20,000
18 2021 Upgrade SCADA RTU / RTAC		Goodwin	12,000	-	12,000	12,000
19 2021 Sierra contols additions		Misc	30,000	-	30,000	30,000
20 2021 Spare SS Transformer 480V-240V		Misc	5,000	-	5,000	5,000
21 2021 SF6 Gas analyzer		Misc	40,000	-	40,000	40,000
22 2021 VOIP Phone System		Misc	50,000	10,000	-	60,000
23 2021 microwave battery banks		Misc	80,000	-	80,000	80,000
30 2021 Tulloch skimmer Gate actuator		Tulloch	17,000	9,000	26,000	26,000
33 2021 Tulloch Cooling Water pump #1		Tulloch PH	10,000	-	10,000	10,000
35 2022 IT Hardware Upgrades		Admin	20,000	-	-	20,000
36 2022 Accounting / Finance System (replace Springbrook)		Admin	35,000	-	-	35,000
37 2022 Repair Beardsley Trunnion Pin		Beardsley	80,760	-	-	80,760
38 2022 Historian data system		Admin	100,000	-	-	100,000
39 2022 New Forklift for Tulloch		Tulloch	15,000	-	-	15,000
40 2022 All location flow meters (engineering in 2022)		Misc	200,000	-	-	100,000
41 2022 TPH sewage ejection system		Tulloch	25,000	-	-	25,000
42 2022 Mt. Liz Microwave Upgrade		Mt Elizabeth	55,000	-	-	55,000
43 2022 eLogger data system		Admin	25,000	-	-	-
44 2022 Donnells Dam Power Supply (engineering, etc.)		Donnells	100,000	-	-	100,000
46 2022 boat		Tulloch	80,000	-	-	80,000
47 2022 DDM 48" Valve Position Feedback to SCADA		Misc	7,500	-	-	7,500
48 2022 Strawberry Parking Lot		Strawberry	400,000	-	-	-
49 2022 Re-Roof Division Point		Division Point	10,000	-	-	10,000
50 2022 Pressure Relief Valve Rebuild		Beardsley	800,000	-	-	500,000
51 2022 Manlift		Vehicle	50,000	-	-	50,000
53 2022 Replacement GM Vehicle		Vehicle	65,000	-	-	65,000
54 2022 Trucks (2) - 3500s 1 tons		Vehicle	160,000	-	-	160,000
			<u>5,499,075</u>	<u>138,750</u>	<u>5,329,565</u>	<u>4,524,150</u>

Approved 11.18.2021

# BOARD AGENDA REPORT

Date: February 17, 2022  
Staff: Susan Larson

---

## **SUBJECT: Tulloch Permitting Process—Permits for Vegetation Management**

---

**RECOMMENDED ACTION:** Review and authorize updates to the permitting process for vegetation management facilities, application requirements and fee.

---

### **BACKGROUND AND/OR HISTORY:**

Tri-Dam's FERC (Federal Energy Regulatory Commission) license for Tulloch was renewed in 2006. Article 405 of the license required Tri-Dam to prepare an Aquatic Nuisance Vegetation Management Plan (Plan) to monitor and control the spread of aquatic noxious weeds within the project boundary. In February 2007, Tri-Dam filed its vegetation management plan, and that order was approved by the Commission in July 2008. Following that order a revised plan was required, and prepared.

Staff prepared the updated Plan in conjunction with local homeowners, associations, marina operators. Resource agencies were also consulted. FERC approved the updated Plan in March 2016. (Copy of Order Attached)

The Plan was specifically designed to establish a mechanism to allow those properties within coves or other potentially impacted areas to have an appropriate management option to reduce the proliferation of invasive species in limited areas only, while preserving the environmental and habitat of the reservoir.

The plan authorized four (4) types of management options:

- a. DASH (Diver Assisted Suction Harvest)
- b. Installation of bottom barriers.
- c. Hand pulling followed by plant containment.
- d. Mechanical harvesting.

The application uses the standard Encroachment Permit Application, and requires site plans to be submitted depicting the type and location of management option proposed. While this process is similar to other applications processed under provisions of the Shoreline Management Plan (SMP), the Vegetation Management Plan is a separate component of the FERC license, and not a part of the SMP.

The Board originally approved this process in October 2019. While many permits at Tulloch, such as excavation, require the applicant to also obtain a permit from CDFW (California Department of Fish & Wildlife), in order to streamline the application process, Tri-Dam seeks to make it clear that Tri-Dam is the sole permitting agency for vegetation management applications. This will make the permitting process more efficient as applicants will not be required to obtain permits from multiple agencies, adding both time and costs.

CDFW has indicated that it supports Tri-Dam, based upon the implementation of specific criteria listed below, as they would codify Plan objectives to manage vegetation so that it does not interfere with project operation, navigation, or recreation on the reservoir, while preserving many of the vegetative species that provide habitat for fisheries, birds and other species.

### **CRITERIA:**

- a. The application must specify which vegetation management options will be applied.
- b. The application must be designed to manage Eurasian watermilfoil and/or Brazilian Elodea (Egeria). Tri-Dam will provide descriptions and photographs of the species, so the application can include documentation of their presence at the applicant's property.

- c. FERC's order requires the applicant to include information demonstrating that the project will not cause harm to the environment or neighboring properties. To achieve this standard, and to meet CDFW's objectives, the weed barrier mats would be limited to an area not to exceed 800 square feet. Consistent with the Plan, the barriers would be limited to those areas around docks and/or navigation channels to enhance the navigability of the subject property. This means that the vegetation along the shoreline would be preserved. Depending upon the subject property, the area to be treated may be limited to less than 800 square feet, at the sole discretion of Tri-Dam. Some reasons for limiting the size of a treated area or denying a permit altogether, would be diminishing aquatic habitat in the vicinity, wildlife disturbance from proposed treatment, or size and shape of the lot.
- d. The application must demonstrate that it meets the Plan objectives to preserve recreation and navigation only, as habitat areas are to be preserved. The application should show that the area to be managed includes that area in and around the dock and navigation area.
- e. The permit would include a condition requiring the permittee to perform periodic and annual monitoring of the bottom barriers or weed mats to ensure that sediment build up does not occur and to ensure that the facilities pose no safety concerns for boaters, swimmers, and aquatic wildlife. That condition would also state that the permittee understands that if these facilities are not properly maintained and constitute a safety hazard due lack of maintenance, that they will be required to reimburse Tri-Dam for the actual costs of removal by Tri-Dam staff.
- f. The permit would include a condition requiring the applicant to accept responsibility in the event that their weed mats cause any damage to boats or neighboring properties, and complete liability.

Originally, the Tri-Dam application fee was set at \$500.00, but staff recommends that the fee be set at \$300.00. Under the streamlined process, it is estimated to require 1-2 hours of staff time. Staff would also suggest that the Board not require the posting of a performance deposit (currently set at \$1,000), as these types of projects would be in place for multiple years, and criteria #e (above) would provide security if needed, replacing the performance deposit. It eliminates the need for staff to hold the deposits for many years, while providing a mechanism for their removal if needed.

**ATTACHMENTS:** 2016 FERC Aquatic Management Plan Order

**Board Motion:**

**Motion by:** \_\_\_\_\_ **Second by:** \_\_\_\_\_

**VOTE:**

**OID:** DeBoer (Yes/No) Doornenbal (Yes/No) Orvis (Yes/No) Santos (Yes/No) Tobias (Yes/No)

**SSJID:** Holbrook (Yes/No) Holmes (Yes/No) Kamper (Yes/No) Spyksma (Yes/No) Weststeyn (Yes/No)

154 FERC ¶ 62,196  
UNITED STATES OF AMERICA  
FEDERAL ENERGY REGULATORY COMMISSION

South San Joaquin and Oakdale Irrigation Districts      Project No. 2067-062

ORDER MODIFYING AND APPROVING AQUATIC NUISANCE VEGETATION  
MANAGEMENT PLAN

(Issued March 25, 2016)

1. On January 22, 2015, the South San Joaquin and Oakdale Irrigation Districts, cooperatively operating as the Tri-Dam Project, licensee for the Tulloch Hydroelectric Project No. 2067, filed an Aquatic Nuisance Vegetation Management Plan (plan) pursuant to ordering paragraph (D) of the July 1, 2008 Order Modifying and Approving Vegetation Management Plan Pursuant to Article 405 (2008 order).<sup>1</sup> The Tulloch project is located on the mainstem of the Stanislaus River near Sonora in Tuolumne and Calaveras counties, California. The project occupies federal lands administered by the U.S. Bureau of Reclamation (Reclamation) and the U.S. Bureau of Land Management (BLM).

**License Requirements**

2. The Tulloch Project was issued a license on February 16, 2006.<sup>2</sup> Article 405 of the license required the licensee to file, for Commission approval, a vegetation management plan, to include provisions for: (A) training project staff; (B) conducting fire fuel inventories; (C) the control of sudden oak death; (D) the control or eradication of noxious weeds; (E) informing visitors and shoreline property owners about the spread of noxious weeds; (F) protection of elderberry shrubs; (G) mapping, monitoring, and management of wetlands, noxious weeds and important wildlife habitat; and (H) the use of certified weed-free straw, rice straw, and native plant species. The licensee's plan was to outline measures to advise and coordinate management efforts with appropriate agencies. On February 8, 2007 the licensee filed its vegetation management plan which was modified and approved by the Commission on July 1, 2008, to include ordering paragraph (D).

---

<sup>1</sup> *South San Joaquin and Oakdale Irrigation Districts*, 124 FERC ¶ 62,006 (2008).

<sup>2</sup> *South San Joaquin and Oakdale Irrigation Districts*, 114 FERC ¶ 62,162 (2006).

3. Paragraph (D) of the 2008 order requires the licensee to file a report within six months of issuance of the order to update the Commission on its efforts to establish restricted boating areas for the prevention of aquatic nuisance plant proliferation and boat cleaning stations. The report is required to include, at a minimum: (a) a description of the boat cleaning stations; (b) how many of these facilities would be established and the licensee's reasoning for this determination; (c) where these facilities would be located; (d) whether or not signs would be posted near washing stations, and if so, a design drawing of the proposed signs; (e) a plan and schedule for implementation and/or completion of the proposed measures; and (f) documentation of agency consultation. The order requires the licensee to prepare the report in consultation with Reclamation, BLM, California Department of Fish and Wildlife<sup>3</sup> (California DFW), Calaveras County, and Tuolumne County. The licensee must give the agencies a minimum of 30 days to submit comments and recommendations on the report before filing it with the Commission. If the licensee does not adopt a recommendation, the filing must include the licensee's reasons based on site-specific considerations. The Commission reserved the right to require changes to the proposed measures.

### **Procedural Background**

4. Pursuant to the 2008 order, the original report was due to the Commission on January 1, 2009. On May 11, 2009, the licensee filed a request for an extension of time to file the report. On July 17, 2009, the Commission granted the extension and set a new deadline of January 1, 2010. Subsequently, on December 15, 2010, the licensee requested a second extension of time until June 15, 2012, which was granted in an unpublished order issued February 24, 2011. On June 12, 2012, the licensee filed its report pursuant to paragraph (D) but it contained numerous deficiencies, including its lack of agency consultation. On April 23, 2013, the licensee filed documentation of providing its June 12, 2012 report with the agencies as required. On September 9, 2013, Commission staff issued a letter requesting additional information which was due by December 10, 2013. The licensee proceeded to supplement its original report with additional information filed on April 11, 2014 and September 15, 2014. On January 22, 2015, the licensee reformatted its report and filed it as an Aquatic Nuisance Vegetation Management Plan, prepared by JR Holeman Consulting, for Commission approval. This plan is addressed in this order.

### **Licensee's Proposed Plan**

5. The licensee developed the plan to address each of the elements of the report required pursuant to paragraph (D) of the 2008 order. The goals of the plan are to: (a)

---

<sup>3</sup> Formerly the California Department of Fish and Game.



manage Eurasian watermilfoil (*Myriophyllum spicatum*) and Brazilian elodea (*Egeria*) (*Egeria densa*), the two dominant aquatic nuisance plants in the Tulloch reservoir, so that these plants do not interfere with project operation, navigation or recreational uses; and (b) to provide homeowners, dock owners, or homeowner associations with approved methods for managing these two aquatic nuisance plants in the coves, shallow areas, and around boat docks of developed portions of the shoreline. The licensee conducted outreach with Tulloch reservoir home and property owners and other members of a reservoir user group. The licensee then reviewed various management options and eliminated the options that were considered infeasible, too costly, or unacceptable due to potential harm to human health or the environment. The three management options that were found unacceptable to the community at large included the use of chemical controls, biological controls, and reservoir drawdowns.

6. In summary, the licensee proposes the following 10 measures to protect the Tulloch reservoir from the spread of aquatic nuisance plants:

- A. The licensee would work with the existing North Central Valley Consortium (Consortium)<sup>4</sup> to include Eurasian watermilfoil and *Egeria* in the Consortium's existing Prevention Program Plan (which currently includes various nuisance mussels) and to expand the licensee's existing launch ramp signage program to include aquatic nuisance plant management methods.
- B. The licensee would work with the Consortium to include Eurasian watermilfoil and *Egeria* in the Consortium's existing Vessel Self-Inspection Permit Program (currently for nuisance mussels). In this program, the public is responsible for completing the self-inspection permit which certifies that their personal vessel meets the boat launch criteria of clean, drained, and dry each time the vessel is launched, and that the vessel has not been launched on a known infested body of water within the last 30 days. The permit contains directions and includes a list of infested waters. The Vessel Self-Inspection Permit is available at all local waters at entry stations, kiosks, message boards, and on agency websites. The individual vessel operator would be issued the Vessel Self-Inspection Permit which must be displayed on the boat dashboard.

---

<sup>4</sup> The Consortium is an area-wide group of reservoir managers coordinated by the California Department of Fish and Wildlife to manage invasive species and includes the Tri-Dam Project, Don Pedro Recreation Agency, Turlock Irrigation District, Merced Irrigation District, San Francisco Public Utilities Commission, Stanislaus County Parks, Modesto Irrigation District, South San Joaquin Irrigation District, U.S. Forest Service, National Park Service, and Reclamation.

- C. The licensee would expand the existing local events known as Tulloch Days or Tulloch Shoreline Clean-Up Day to include educating reservoir users about the consequences that aquatic nuisance plants could have on the Tulloch reservoir. The licensee also proposes to try to get cooperation from Calaveras and Tuolumne counties, state resource agencies, and local businesses with activities, informational programs or workshops to increase public awareness about these species.
- D. The licensee would identify and monitor conditions within the Black Creek and Green Spring arms of the Tulloch reservoir for nuisance plant density. The licensee says if necessary it may request that Calaveras and Tuolumne counties cooperate in implementing reservoir zoning and restricting motorized boating in the upper portions of these two arms in order to manage nuisance plant density. The licensee would map areas of aquatic nuisance vegetation in the upper reaches of the Black Creek and Green Spring arms where the shoreline is currently undeveloped to determine if the aquatic nuisance plants are expanding or remaining static.
- E. The licensee says maintenance of privately owned shoreline facilities is the responsibility of the private land owner; however, the licensee must approve any such activity that occurs within its FERC project boundary (areas at the 515 feet contour elevation and below). Therefore, the licensee would make available a “quick form” application to property owners. The quick form would require a description of the proposed action by the owner(s), identification of how and where the plant material removed by the owner would be disposed, and include information to insure that the owner’s control plan would not cause harm to the environment or neighboring properties. The licensee says it may charge an application fee to property owners commensurate with the level of effort required to process the quick form application.

The licensee recommends the following four management and control methods for home and boat dock owners to implement:

1. Using Driver Assisted Suction Harvest (DASH) if approved by the Central Valley Regional Water Quality Control Board. DASH utilizes a suction pump connected to a hose and nozzle directed by a qualified diver. DASH enables the diver to sweep the bottom of the reservoir with the suction nozzle dislodging and removing nuisance plants from the plant base. The suction also vacuums loose plant fragments which are then discharged to a containment facility located on shore or on a floating platform. A temporary rise in turbidity may occur with DASH; therefore, authorization to insure compliance with the Water Quality

Control Plan for the California Regional Water Quality Control Board Central Valley Region, Fourth Edition, The Sacramento River Basin and San Joaquin River Basin Plan may be required. Material removed by DASH must be disposed of at an approved location for solid waste;

2. Installing commercially available bottom barriers from a boat or by a diver during summer high water levels or manually during winter drawdown levels. These bottom barriers consist of fabric material that rests on the bottom of the reservoir and blocks sunlight thereby preventing photosynthesis and killing the plants. Bottom barriers require monitoring by residents to insure sediments are not accumulating on the surface of the bottom barrier which would provide a medium for new plant establishment;
  3. Hand-pulling followed by plant containment. Hand-pulling is recommended for small areas or confined spaces where DASH equipment and bottom barriers would not be feasible; and
  4. Mechanical harvesting to mow aquatic plants accompanied with an effective method of containing the loose fragments such as a curtain or other suitable barrier and disposal of plant material in an approved solid waste disposal site. The licensee recommends mechanical harvesting only in areas large enough to make it cost feasible.
- F. The licensee would partner and work with the homeowner associations to develop and implement a public demonstration of DASH, bottom barriers, and hand-pulling for home and boat owners. The licensee proposes to demonstrate how these control methods would be implemented by the homeowner, to measure the effectiveness of each management method, and to determine approximate costs. The licensee says the demonstration would provide an opportunity for property owners, homeowner associations, and the licensee to observe which of these control treatments may be most cost effective given specific site conditions.
- G. The licensee would conduct a survey to map locations of existing Eurasian watermilfoil and Egeria plants to establish a baseline in order to assess the effectiveness of the management efforts to be implanted. The licensee proposes to conduct subsequent surveys every 5 years and to compare that data with baseline conditions. The monitoring information would be used to determine the need for additional action or reevaluation of management and control methods. The licensee says private property and dock owners are expected to monitor aquatic plant conditions at their private locations and determine the need for additional action to maintain desired conditions.

- H. The licensee has supplied, installed and proposes to maintain 5 sign structures at launch ramp facilities on the Calaveras County side of the Tulloch reservoir and 2 sign structures at launch ramp facilities on the Tuolumne County side of the reservoir.
- I. The licensee proposes to provide reservoir brochures to all area subdivisions, area homeowners, marina operators, and area real estate offices. Brochures would be handed out by the Calaveras and Tuolumne marine law enforcement officers. The brochures are designed to educate the public on making sure that their vessel is cleaned prior to launching and again after boating.
- J. The licensee says the installation of boat cleaning stations is not feasible because there is no available land within the small FERC project boundary to install such a facility. As an alternative, and to comply with the project license and the state resource agency goals, the licensee proposes to oversee the implementation of a voluntary self-inspection program at each homeowner's association launch ramp and at the public launch ramp at the South Shore Marina in Tuolumne County.

### **Agency Consultation**

7. As required, the licensee provided a draft of its plan to the resource agencies for review and to over 500 property owners at Tulloch reservoir, and posted a request for comments on its website. The licensee also held working group meetings in 2013 and 2014 to discuss the proposed plan. The licensee received numerous comments from the Tuolumne County Board of Supervisors; Tulloch reservoir residents Rob Corrao, Sam Martinovich, and Jeff DeBernardi; Central Sierra Environmental Resource Center; and the California Water Resources Control Board. The licensee addressed all comments in its plan before filing the plan with the Commission. Included in the plan is a table of all comments received and the licensee's responses.

### **Discussion**

8. The proposed plan details a compilation of management methods to limit the spread of nuisance plants at the Tulloch reservoir, which is governed by a FERC project license, an operating agreement between the licensee and Reclamation, water delivery contracts with downstream water users, and Calaveras County Water District consumptive water rights for domestic and municipal use. The Tulloch reservoir is located on mostly private lands with substantial residential development. Access to the reservoir is primarily from privately-owned land. Therefore, the licensee proposes four aquatic nuisance plant management methods to be implemented, in part, by private homeowners as described in item E above. In addition to those methods, the licensee proposed measures that should adequately educate the residents and help prevent the spread of Eurasian watermilfoil and Egeria in the Tulloch reservoir.

Project No. 2067-062

- 7 -

9. The licensee proposes to conduct baseline monitoring and then to conduct follow-up monitoring at 5-year intervals. So the Commission remains informed of the effectiveness of these protection measures, the licensee should file the results of those surveys with the resource agencies and the Commission. The licensee should conduct baseline surveys during the spring/summer of 2017 for Eurasian watermilfoil and Egeria and file survey results in a monitoring report to include the data and a map showing plant concentrations. The 2017 report should be submitted to Reclamation, BLM, California DFW, Calaveras County, Tuolumne County, University of California Davis Cooperative Extension Service, and the California State Water Resources Control Board by October 1, 2017. The licensee should allow the agencies a minimum of 30 days to submit comments and recommendations on the report before filing the report along with agency comments with the Commission by December 1, 2017. Subsequently, the licensee should conduct surveys for Eurasian watermilfoil and Egeria using the same methodologies used in the baseline surveys every 5 years and file monitoring reports with the above agencies and the Commission by October 1 and December 1, 2022, 2027, 2037, and 2042.

10. In summary, the aquatic nuisance vegetation management plan fulfills the requirements of paragraph (D) of the Order Modifying and Approving Vegetation Management Plan Pursuant to Article 405 and should be approved, as modified.

The Director orders:

(A) The Aquatic Nuisance Vegetation Management Plan filed by the South San Joaquin and Oakdale Irrigation Districts on January 22, 2015, for the Tri-Dam Hydroelectric Project (FERC No. 2067), is approved.

(B) The licensee must conduct baseline surveys during the spring/summer of 2017 for Eurasian watermilfoil and Egeria and file survey results in a monitoring report that includes the data and a map showing plant concentrations. The licensee must file the 2017 report with the U.S. Bureau of Reclamation, U.S. Bureau of Land Management, California Department of Fish and Wildlife, Calaveras County, Tuolumne County, University of California Davis Cooperative Extension Service, and the California State Water Resources Control Board by October 1, 2017. The licensee must allow the agencies a minimum of 30 days to submit comments and recommendations on the report before filing the baseline report along with agency comments with the Commission by December 1, 2017. Subsequently, the licensee must conduct surveys for Eurasian watermilfoil and Egeria using the same methodologies used in the 2017 baseline surveys every 5 years and file monitoring reports with the above agencies previously and the Commission by October 1 and December 1, 2027, 2032, 2037, and 2042.

The Commission reserves the right to require changes to the proposed measures stipulated in Aquatic Nuisance Vegetation Management Plan based on information filed in the monitoring reports.

Project No. 2067-062

- 8 -

(C) This order constitutes final agency action. Any party to this proceeding may file a request for rehearing of this order within 30 days from the date of its issuance, as provided in section 313(a) of the Federal Power Act, 16 U.S.C. § 8251 (2012), and the Commission's regulations at 18 C.F.R. § 385.713 (2015). The filing of a request for rehearing does not operate as a stay of the effective date of this order, or of any other date specified in this order. The licensee's failure to file a request for rehearing shall constitute acceptance of this order.

for Steve Hocking, Chief  
Environmental and Project Review Branch  
Division of Hydropower Administration  
and Compliance

# BOARD AGENDA REPORT

Date: 2/17/2022  
Staff: Jarom Zimmerman

---

**SUBJECT:** TuCARE Annual Dinner

---

**RECOMMENDED ACTION:** Discussion and possible action on TuCARE's Annual Dinner and Auction

---

**BACKGROUND AND/OR HISTORY:**

The Tuolumne County Alliance for Resources and Environment (TuCARE) is hosting their Annual Dinner and Auction on March 12, 2022 at Elks Lodge. Proceeds from the dinner support the Tours for Kids program, which includes tours of livestock and horse ranches, other outdoor education programs, and tours of Tulloch Dam. Speakers at this year's dinner will be discussing wildfire in Tuolumne County.

In the past, Tri-Dam has sponsored a table with a banner and 4 tickets (\$1,000) and purchased additional tickets for Tri-Dam directors and pertinent staff. If you wish for your spouse to attend, you will need to purchase those tickets separately, but we will reserve seats at the Tri-Dam table.

**FISCAL IMPACT:** \$1,000 for the banner, sponsored table, and 4 tickets  
\$45 for each additional ticket

**ATTACHMENTS:**

---

**Board Motion:**

**Motion by:** \_\_\_\_\_ **Second by:** \_\_\_\_\_

**VOTE:**



**OID:** DeBoer (Yes/No) Doornenbal (Yes/No) Orvis (Yes/No) Santos (Yes/No) Tobias (Yes/No)

**SSJID:** Holbrook (Yes/No) Holmes (Yes/No) Kamper (Yes/No) Weststeyn (Yes/No) Spyksma (Yes/No)

# TuCARE's

## Annual Dinner & Auction

**MARCH 12, 2022**



**Dave Daley, Chair**  
CALIFORNIA PUBLIC LANDS COUNCIL

**“I Cry for the Mountains”**  
~ A Legacy Lost ~

**The Elks Lodge in Sonora**

Doors Open 4:30 p.m. Dinner 6:00 p.m.

**Awards, Silent & Live Auctions, Drawings**

**FOR TICKETS AND INFORMATION**

**CALL (209) 586-7816 ~ Email: [tucare@mlode.com](mailto:tucare@mlode.com)**



# TuCARE's

## Annual Dinner & Auction

### March 12, 2022

Dear Friends:

Hope this letter finds you healthy and ready for fun! TuCARE is holding our Annual Dinner and Auction on March 12, 2022, at the Elks Lodge. I've included a mini poster and an RSVP form for you. Tickets start at \$45, but go up to \$50 after February 28<sup>th</sup> (*NOT the 29<sup>th</sup> as printed on the RSVP form*), so grab yours early!

As much as we want everyone to attend, please remember that safety is first. If you purchase tickets but decide on March 12 that you don't feel well enough to attend, please let us know and if you want, we will refund your ticket price. (You can also just decide to "gift" us that and take a tax deduction for the cost of the tickets.)

Our auctions (both live and silent) should be exceptional. We've been gathering some nice items. We hope you enjoy emptying your pockets, while you support our *Tours for Kids* program (TFK). Proceeds from the Annual Dinner and Auction support this program. If you aren't familiar with it, it is our Outdoor Natural Resources Education Program for kids kinder through high school. Our Education Coordinator, Blair Ledford, takes kids of all ages to Natural Resources sites to meet with the resource managers. Kids, teachers, and parents get to know firsthand just how important that resource is to our community and our world. They get the rare opportunity to have in the field learning from experts in those resources. We tour everything from mills to dams, ranches to forests. This year is the 30<sup>th</sup> Anniversary of the start of TFK's! Keep this in mind as you peruse our auctions.

Our speakers this year will discuss a sobering topic: FIRE. Dave Daley will share his personal experiences with recent fires and what it has done to his now seven-generation ranch. Dave is a great speaker, and his moving account and summations will give us all lots to think about as we move into another spring fire season. In addition, Jeff Sargo will share about TuCARE's Community Wildfire Protection Fund program. This innovative, preventative fund will help reduce the threat of catastrophic wildfire in and around our community. Jeff will tell you how you can be a part of this.

Dinner will be Tri-tip and Chicken, done to perfection by the BBQ Guys who have been there for us the last several years. If you have attended and tasted their food, your mouth is watering right now. I know mine is!

As always, come prepared for lots of good times and laughter, a little education, and the company of some of the finest folks you know. Looking forward to seeing all of your faces!

Sincerely,



Melinda Fleming, Executive Director

# BOARD AGENDA REPORT

Date: 2/17/2022  
Staff: Jarom Zimmerman

---

**SUBJECT: Possible Schedule Change to March Board Meeting**

---

**RECOMMENDED ACTION:** Discussion and possible action to change the time and/or date of the March regular Tri-Dam board meeting due to a scheduling conflict with the Oakdale Annual Ag Scholarship Luncheon

---

**BACKGROUND AND/OR HISTORY:**

The regular Tri-Dam board meeting is scheduled for March 17 at 9:00 a.m., at the offices of Oakdale Irrigation District. The annual Oakdale Chamber of Commerce Ag Scholarship Luncheon is scheduled for March 17 from 11:00 a.m. to 1:30 p.m.

**FISCAL IMPACT:** None

**ATTACHMENTS:** None

---

**Board Motion:**

**Motion by:** \_\_\_\_\_ **Second by:** \_\_\_\_\_

**VOTE:**

**OID:** DeBoer (Yes/No) Doornenbal (Yes/No) Orvis (Yes/No) Santos (Yes/No) Tobias (Yes/No)

**SSJID:** Holbrook (Yes/No) Holmes (Yes/No) Kamper (Yes/No) Weststeyn (Yes/No) Spyksma (Yes/No)

# BOARD AGENDA REPORT

Date: 2/17/2022  
Staff: Jarom Zimmerman

---

**SUBJECT: Dam Safety Consultant Services**

---

**RECOMMENDED ACTION:** Discussion and possible action to approve dam safety consultant fee schedule

---

## **BACKGROUND AND/OR HISTORY:**

Wayne Edwards is our Chief Dam Safety Consultant on record. He conducts our annual Dam Safety Surveillance and Monitoring Reports and provides consulting on numerous dam safety items throughout the year on a time and materials basis.

In the 2018 Part 12D report, we received a recommendation from FERC to evaluate the rock stability of the Tulloch and Beardsley spillways. In place of a geotechnical analysis, we presented a plan to FERC to conduct a review of all prior spillway flows at Beardsley and Tulloch, review historical records and photographs to compare those to the current state of the spillway rock, and establish threshold spill levels at which a full inspection of the spillway would be required. These inspections will be conducted by Tri-Dam staff and documented for future monitoring and comparisons. FERC accepted our plan to have our Chief Dam Safety Consultant review these records and provide this plan. Wayne Edwards has estimated 32 hours, or \$6,500 to complete this task.

The second line item in the table below is to assist in the Potential Failure Mode Analysis during the 2022 Part 12D inspection. These Potential Failure Modes are used as an evaluation tool during the Part 12D inspection, to develop the Dam Safety Surveillance and Monitoring Plan, and for all routine inspection criteria. FERC has indicated that we have an excessive amount of Potential Failure Modes that is not common for dams of this size and configuration. They have also indicated that the amount of high-risk Potential Failure Modes was much higher than typical, suggesting that some of these may have been over-categorized with their severity rating. Wayne has a vast amount of experience with PFMA's and their associated categories, and with so much that comes from these Potential Failure Modes, it would be in Tri-Dam's best interest to have his experience and input during this review. He estimates 40 hours, or \$8,600 to complete this task.

The last item below is for general consulting and reviews during the Part 12D inspection. With the estimated 24 hours, he will review the recommendations that our Independent Consultant provides in the final report, and will provide his opinion on the recommendations.

<b>Task</b>	<b>Hours</b>	<b>Expenses</b>	<b>Total</b>
Spillway erosion TMs	32	\$100	\$6,500
2022 PFMA reviews	40	\$600	\$8,600
Review 2022 Part 12 reports	24	0	\$4,800
<b>Total</b>	<b>132</b>	<b>\$700</b>	<b>\$19,900</b>

**FISCAL IMPACT:** \$19,900

**ATTACHMENTS:** None

---

**Board Motion:**

**Motion by:** \_\_\_\_\_ **Second by:** \_\_\_\_\_

**VOTE:**

**OID:** DeBoer (Yes/No) Doornenbal (Yes/No) Orvis (Yes/No) Santos (Yes/No) Tobias (Yes/No)

**SSJID:** Holbrook (Yes/No) Holmes (Yes/No) Kamper (Yes/No) Weststeyn (Yes/No) Spyksma (Yes/No)

# BOARD AGENDA REPORT

Date: 2/17/2022  
Staff: Jarom Zimmerman

---

**SUBJECT: Accusonic Flow Meters**

---

**RECOMMENDED ACTION:** Discussion and possible action to approve the purchase of Accusonic 8510 Flow Meters

---

**BACKGROUND AND/OR HISTORY:**

The Accusonic 7510 flow meters were installed in 2006 at Donnell's Powerhouse, Beardsley Powerhouse, and both Tulloch Powerhouses. These flowmeters have become unreliable, and Accusonic has discontinued hardware support for this model. The meters no longer transmit flow data or show large swings in either direction. These swings cause the flow feedback failure on the governor, and as a result, the governor is in constant alarm. The constant alarm prevents any additional alarm notifications that would come through on the General Alarm. Our operators have been using lake elevations and downstream river gages to maintain flows, but those methods have time delays, which can cause minimum stream flow violations.

The hardware and console need to be upgraded from the Accusonic 7510 to the Accusonic 8510, which will enable the use of the existing transmitters on the penstocks. This quote is to upgrade the hardware and console for all four powerhouses, with Accusonic field technical services to install and commission the system as well as provide training to our operations staff on use of the console.

**FISCAL IMPACT:** \$127,125

**ATTACHMENTS:** Accusonic Quote

---

**Board Motion:**

**Motion by:** \_\_\_\_\_ **Second by:** \_\_\_\_\_

**VOTE:**

**OID:** DeBoer (Yes/No) Doornenbal (Yes/No) Orvis (Yes/No) Santos (Yes/No) Tobias (Yes/No)

**SSJID:** Holbrook (Yes/No) Holmes (Yes/No) Kamper (Yes/No) Weststeyn (Yes/No) Spysma (Yes/No)

REFERENCE: TriDam.4x.8510+UP.FS.CA



A Brand of ADS LLC

**CUSTOMER**

Daniel Hogue  
Technician  
TriDam Project  
31885 Old Strawberry Rd.  
Strawberry, CA, 95375

340 The Bridge Street, Suite 204  
Huntsville, AL 35806  
[www.adsenv.com/accusonic](http://www.adsenv.com/accusonic)

Tel: (209) 965-3214 (W)  
Email: [DHogue@tridamproject.com](mailto:DHogue@tridamproject.com)

**PRICE PROPOSAL**

Upgrade **four (4)** existing **Accusonic Model 7510 & 7510+** consoles to an Accusonic Model 8510+ Flowmeter console at the **TriDam Project** in Strawberry, CA.

DATE	February 9, 2022
TERMS	To Be Determined
SHIPMENT	FOB Shipping Point, Full Freight Allowed
DELIVERY	TBD - Weeks From Order Approval
OFFER VALID	90 Days
PROJ. PERIOD	Not more than 1 Year from Ship Date

Proposal Assumptions	
1.	Accusonic proposes to provide four (4) new Model 8510+ flowmeter consoles at the <b>TriDam Project in Strawberry, CA</b> , to upgrade their existing Accusonic Model 7510 & 7510+ consoles. <b>Upgrades include: Donnells PH U1 - 7510 (Job # 9A-0711B), Beardsley PH U1 - 7510 (Job # 9A-0711B), Tulloch PH U1&amp;2 - 7510 (Job # 9A-0711B), and Tulloch PH U3 - 7510+ (Job # 9A-F1001).</b>
2.	The flowmeter console will consist of one (1) <b>8510+10ACR6</b> .
3.	Product specifications for the Accusonic 8510+ console are attached.
4.	Commissioning is included in this proposal per customer's request.
5.	It is assumed the console mounting will be performed by customer personnel in advance of the Accusonic technician's service visit.
6.	Proper operation of acoustic transit-time flowmeters require that the flow stream in the measurement location is free of visible or microscopic entrained air bubbles that interfere with effective transmission of the acoustic signals.



A Brand of ADS LLC

Item	Qty	Hardware Description	Total Price (USD)
1.	4	<b>PN 8510+10ACR6</b> Flowmeter Console <ul style="list-style-type: none"> <li>• 10-Path Flow Measurement Capability</li> <li>• NEMA 4X (IP66) Wall-Mounted Enclosure</li> <li>• 90-250 VAC, 47-63 Hz External Power</li> <li>• 7.7-inch LCD Touchscreen Color Display</li> <li>• (8) Isolated 4-20 mA Analog Outputs</li> <li>• (6) Contact Relay Outputs for Alarming</li> <li>• Modbus Interface via RS-232, RS-485 or TCP/IP</li> <li>• 16 Gigabyte Internal Data Logging Storage</li> <li>• <i>AccuFlow™</i> PC-based Software Interface – Available for Download</li> </ul>	
2.	4	<b>Standard Equipment Manual</b> One (1) hard copy provided with each console.	
<b>Total for Hardware (TAXES EXCLUDED)</b>			<b>\$ 103,145.</b>
<b>Ground Freight</b>			<b>Included</b>



Item	Qty	Basic Services Description	Total Price (USD)
3.	1	<p><b>Accusonic Field Technical Services</b> include flowmeter commissioning and on-site operator training.</p> <p><b>Commissioning shall include:</b></p> <ul style="list-style-type: none"> <li>• Terminate transducer cables and wire them to the console.</li> <li>• Upload the as-built parameters and output ranges into the console.</li> <li>• Check that all diagnostic values are within tolerance for the application.</li> <li>• Cycle flow (if possible) and collect flow data to verify operation.</li> <li>• <b>Please refer to Notes #7 and # 8 regarding services required by others.</b></li> </ul> <p><b>Operator Training shall include:</b></p> <ul style="list-style-type: none"> <li>• Allows for a single 4-hour session consisting of hands-on training at console.</li> <li>• The number of trainees that can be included in this training is only limited by the practical access to the live console.</li> <li>• Topics covered include principle of operation, console programming, meter functionality, inputs/outputs, software interface, basic maintenance and troubleshooting.</li> </ul> <p>Field Technical Service work described above is expected to require a minimum of One (1) mobilization and a total of up to Six (6) days, including travel time to and from the customer site. Pricing is lump sum. If the work is accomplished in fewer days, there will be no reduction in price. Typical schedule would be as follows:</p> <ul style="list-style-type: none"> <li>• 1 Trip – 6 Days total: 4 man-days to commission flowmeter consoles, provide operator training, and examine the Sand Bar installation, plus 2 full travel days.</li> <li>• Days during each trip are assumed to be consecutive days.</li> <li>• Trip report will be provided within 30 days following the service trip.</li> <li>• <b>See Notes 7 &amp; 8 on page 4 for details on responsibilities of all parties involved in the project.</b></li> </ul> <p style="text-align: right;"><b>Total for Standard Service: One (1) Mobilization and Six (6) Days</b></p> <p style="text-align: right;"><b>Travel &amp; Living Expenses</b></p>	<p style="text-align: right;"><b>\$ 23,980.</b></p> <p style="text-align: right;"><b>Included</b></p>

<b>Grand Total for Hardware and Commissioning (excluding taxes)</b>	<b>\$ 127,125.</b> <b>(USD)</b>
---	------------------------------------

Item	Qty	Optional Services Description	Total Price (USD)
4.	Ea.	<p><b>Additional Days or Mobilizations:</b> Any additional days (including idle days) and any additional mobilizations that are required to complete the service work will be invoiced as described.</p> <p style="text-align: right;"><b>Additional Day Rate</b></p> <p style="text-align: right;"><b>Travel &amp; Living Expenses for Additional Days</b></p>	<p style="text-align: right;"><b>\$ 1,500.</b></p> <p style="text-align: right;"><b>Cost + 15%</b></p>



## NOTES

1. Does not include fastening hardware (studs, anchors, and associated hardware), protective cable conduit, junction boxes, electrical fittings, enclosure mounting hardware, pulling of cables, provision of AC mains power to the console, or mounting of the enclosure
2. Does not include duties, taxes, fees, customs fees, or other charges ex-U.S. in destination country. These are the responsibility of purchaser.
3. Does not include special, modified, or custom documentation or manuals. Standard Accusonic manuals, appropriate to equipment order will be provided.
4. Assessment of site suitability is based on configuration information provided by customer. Unsuitable site-specific conditions, such as aeration, cannot always be predicted prior to installation. Unsuitable site conditions may adversely affect performance of the equipment.
5. Proposal includes an electronic copy of approved operation and maintenance manuals, which are appropriate to the equipment ordered.
6. Submittal drawings will be based on configuration information provided by the customer. Unsuitable site-specific conditions, such as aeration, cannot always be predicted prior to the installation. Unsuitable site conditions may adversely affect performance of the equipment.
7. **Responsibility of others (i.e. customer or contractor during the installation and/or commissioning):**
  - a. **Labor:** Supply of support labor to assist the Accusonic service technician(s) for installation of the transducer assemblies, and commissioning of the flowmeter system; typically a minimum of one skilled laborer per day of installation and commissioning, plus a safety assistant as required.
  - b. **Safety:** Supply of qualified support labor needed to comply with any safety or confined space entry requirements, including training, proper safety precautions, the use of air monitoring and ventilation, and rescue standby personnel.
  - c. **Access:** Accusonic service technicians shall be allowed access to the inside of the pipe, along with proper lighting and ventilation.
  - d. **Utilities:** Supply of electrical power.
  - e. **Tools:** As determined at kickoff meeting, supply of light hand tools (hammers, grinders, etc.), drilling equipment and/or stud-welding equipment.
  - f. **Cables & Conduit:** Supply of cable conduit or cable trays, and the pulling of cables through conduit or cable trays.
  - g. **Console:** Mounting the console enclosure, performing conduit punch-outs and providing AC or DC mains power.
8. **The following is the responsibility of others IF required:**
  - a. **Scaffolding & Ladders:** Supply and erection of scaffolding, staging, and/or ladders in order to access the flowmeter system or the pipe.
  - b. **Tasks:** As directed by Accusonic service technician as required, any surface prep such as grinding, chipping or drilling.
  - c. **Patch Work:** Re-painting and/or re-patching of the pipe or linings (mortar, paint, cold tar, etc.).
  - d. **Hardware:** Any junctions boxes or electrical fittings.
9. This proposal includes the required number of field service days for installation and commissioning based on the recommended equipment and installation requirements. The client is responsible for ensuring adequate site access to allow the field services to be performed in the defined number of days. Should sufficient access not be provided, or delays incurred that are beyond Accusonic's control, the client is responsible for additional charges as described.
10. **Extended Project Periods:** An automatic price escalation of 4% will be applied on the yearly anniversary date of order acceptance, unless a revised quote is presented according to the provisions of the Terms and Conditions. Warranty is as described in the Terms and Conditions. No provision is made for extended warranty.



REFERENCE: TriDam.4x.8510+UP.FS.CA

A Brand of ADS LLC

11. These items are controlled by the U.S. Government and authorized for export only to the country of ultimate destination for use by the ultimate consignee or end-user(s) herein identified. They may not be resold, transferred, or otherwise disposed of, to any other country or to any person other than the authorized ultimate consignee or end-user(s), either in their original form or after being incorporated into other items, without first obtaining approval from the U.S. government or as otherwise authorized by U.S. law and regulations.

Acceptance of this proposal for the purchase of ADS LLC Products and Services constitutes your and/or your company's agreement to ADS' Standard Terms and Conditions found at <https://www.adsenv.com/ads-equipment-sale-and-service-terms-and-conditions/>. ADS' Terms and Conditions supersede any terms and conditions in any documentation submitted by you and/or your company as a buyer of ADS products and services.

**SIGNED**

_____
Customer Name
_____
Signature
_____
Printed Name/Title
_____
Date
<b>Site Name:</b>
<b>Ship-To Address (print):</b>
<b>Attn:</b>
<b>Billing Address (print):</b>
<b>Tax Rate:</b>

<b>ADS LLC</b>
_____
Signature
_____
Printed Name/Title
_____
Date

Direct questions about this quote to:

Brittany Baker  
(617) 874-6148  
BBaker@idexcorp.com

Send Purchase Orders to:

Monique Dupré  
(508) 273-9621  
mdupre@idexcorp.com

## GENERAL MANAGER BOARD REPORT

Jarom Zimmerman

February 17, 2022

1. California has signed into law the 2022 COVID-19 Supplemental Paid Sick Leave, which is expected to take effect on February 19, 2022, but retroactively covers back to January 1, 2022. We have not seen the law or the official language on California Department of Industrial Relations website, but it is expected that employees out with COVID symptoms, who are caring for a COVID positive relative, or who are required to quarantine due to COVID exposure are eligible to receive up to an additional 40 hours of paid time off. Once we have reviewed the language, we will be reinstating sick leave for those employees who were out with COVID earlier this year, and charging that time to this COVID paid sick leave.
2. We received a letter from the Division of Safety of Dams (DSOD) that they had concerns with our spillway ogee drain design. They believe there is a possibility that water during spillway operations would backflow up into the outlet of the ogee drain system, causing uplift on the spillway, ultimately leading to spillway failure. They are requiring us to conduct an assessment of the potential for this to happen and submit the results to them by November 1, 2022. I disagreed with them on this, because spillway flows move very quickly but do not increase much in depth. We modeled the Tulloch Spillway during the record spill of 1997' for the spillway road design, and the depth was less than 4', which would correlate to a pressure of roughly 1.7 psi at the bottom of the drainage piping. The actual pressure would be less than that, because flowing water creates less static pressure than stagnant water of the same depth. Just over 1 psi should have no affect on the thickness of the concrete and the weight of the ogee section of the spillway. I argued these points, which they didn't disagree with, but ultimately said they had to require it on all spillways with similar drain designs. We will have to have our Independent Consultant review this during the PFMA review during the Part 12D to determine if it needs further analysis. If the teams is inconclusive about this without performing an engineering study, this could require 3D modeling of each of the 3 spillways, to include the drainage systems, and drawing a conclusion on whether or not this will have an impact on spillway stability.
3. The Bureau of Reclamation (USBR) has been having us release 1,500 cfs below Goodwin for the past week and half due to salinity requirements at Vernalis. The timing was not ideal, as we have been in our annual maintenance at Tulloch, taking one unit down at a time for required maintenance and testing. Last week we had to take all three units down for the annual switchyard maintenance, and had to bypass all of that water around the units. They have started coming off of the flows, down to 900 cfs now, which can all be run through the units, with additional room through the units for any District water needs.
4. We continue to monitor the Federal Grant opportunities from the Infrastructure Bill, and will be submitting applications for multiple projects when that period is open.

5. Tuolumne County Board of Supervisors recently approved OES to develop policy for community outdoor fire alert sirens, such as for the system that we have allowed to be installed on the Tri-Dam communications tower in Strawberry. This policy is expected to address how and by whom the notifications are initiated, and should be ready in time for the 2022 fire season.
6. The consolidation efforts continue, with Paris Kincaid Wasiewski completing the initial draft of the Joint Powers Agreement. This will soon go out to each district for their review and edits.

OPERATIONS AND MAINTENANCE MANAGER BOARD REPORT  
Chris Tuggle  
February 17, 2022

**OPERATIONS:**

**Reservoir Data (A/F):**

<b>FACILITY</b>	<b>STORAGE</b>	<b>MONTH CHANGE</b>
Donnells	15,066	(8,218)
Beardsley	45,957	(12,231)
Tulloch	55,986	1,707
New Melones	992,695	51,709

**Outages:**

<b>Plant</b>	<b>Dates</b>	<b>Duration</b>	<b>Cause</b>
--------------	--------------	-----------------	--------------

**Operations Report:**

**New Melones Inflows:**

Total inflows for water year 21/22: 238,778 A/F.

**District Usage:**

Total District usage for the water year 21/22: 15,904 A/F.

**Precipitation:**

Total precipitation for the month of January was .04 inches.

**Other Activities:**

1. PG&E Line outages.
2. Assisted maintenance on multiple projects.
3. Safely conducted LOTO for the Tulloch Powerhouse annual maintenance.
4. Safely conducted LOTO for the Goodwin annual maintenance.
5. DSOD conducted our annual Dam Inspection at Tulloch on 1/27/22.

**MAINTENANCE:**

**Donnell:**

1. Equipment in service.

**Beardsley:**

1. Equipment in service.

**Sandbar:**

1. Equipment in service.

**Tulloch:**

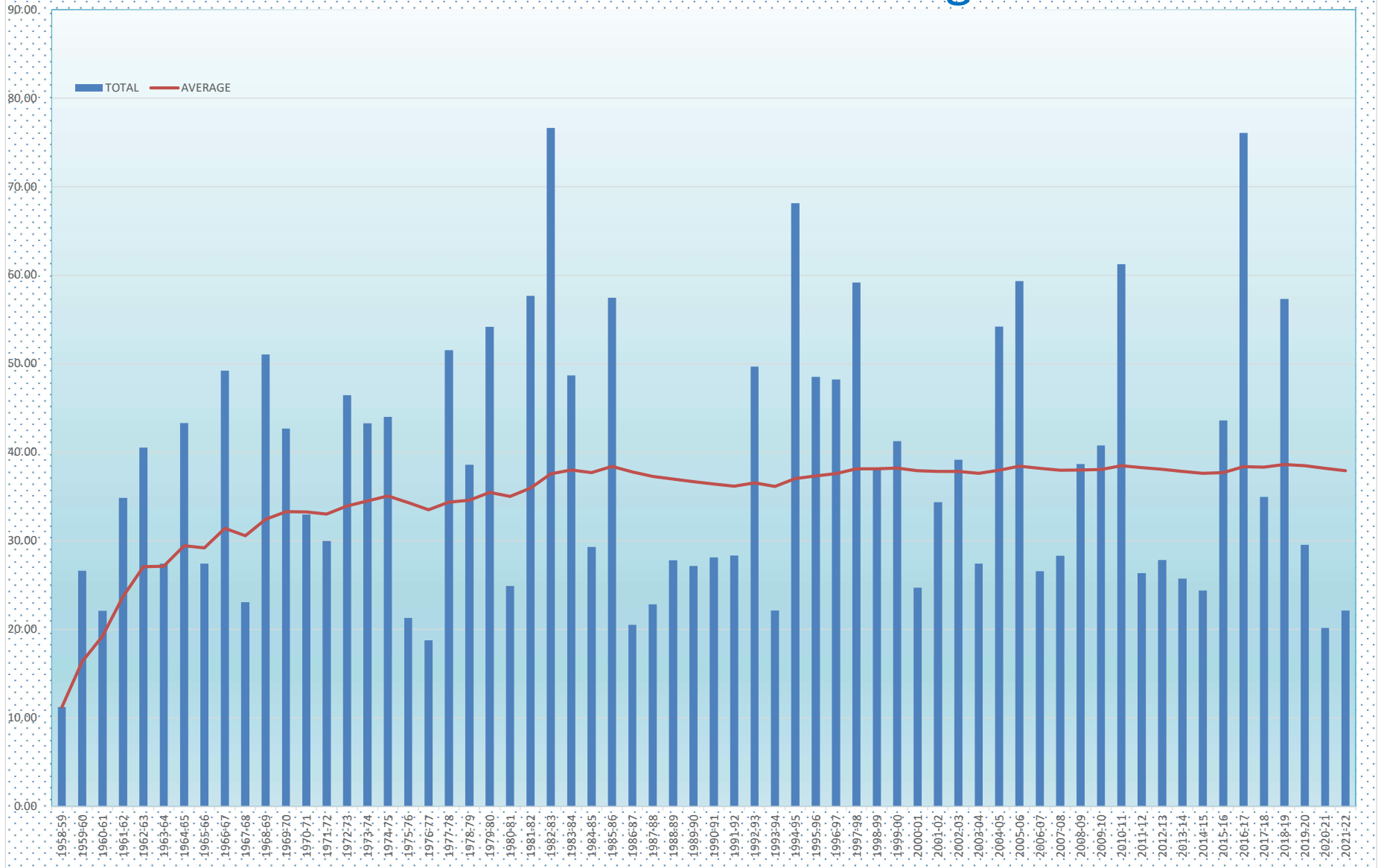
1. Powerhouse Annual Maintenance January 10 – Feb 24.

**Misc:**

1. Vehicle and equipment maintenance and repairs.
2. Performed maintenance on various plant systems as required.
3. Conducted road maintenance in various locations.
4. Annual maintenance at Goodwin.



# Historical Rain VS Average





February 1, 2022	DRAINAGE AREA SQ. MILES	DRAINAGE AREA ACRES	WATER IN FEET	WATER CONTENT AC-FT	RECOVERY AT 75%	RECOVERY AT 70%	RECOVERY AT 65%	RECOVERY AT 60%	RECOVERY AT 55%	RECOVERY AT 50%
NO. FORK NEAR AVERY	163	104,320	1.653	172,441	129,331	120,709	112,087	103,465	94,843	86,220
SO. FORK	67	42,880	1.653	70,881	53,160	49,616	46,072	42,528	38,984	35,440
MIDDLE FORK AT DONNELLS	230	147,200	1.653	243,322	182,491	170,325	158,159	145,993	133,827	121,661
MIDDLE FORK AT BEARDSLEY	309	197,760	1.653	326,897	245,173	228,828	212,483	196,138	179,794	163,449
TOTAL		344,960		570,219	427,664	399,153	370,642	342,131	313,620	285,109
MELONES DRAINAGE AREA	904	578,560					MELONES INFLOW TO DATE	234,608	Feb. 1, 2022	
							PROJECTED SNOW RUNOFF (65% RECOVERY)	370,642	Projected April to July runoff	
STORAGE ON FEBRUARY 1, 2022	MAX STOR	DIFFERNCE					UPSTREAM STORAGE RETENTION	50,000		
NEW MELONES	992,336	2,419,523	(1,427,187)				PROJECTED MELONES INFLOW	555,250		
DONNELLS	15,316	64,325	(49,009)							
BEARDSLEY	45,074	97,802	(52,728)							
NEW SPICER	68,845	189,000	(120,155)							
TOTAL	129,235	351,127	(221,892)							

## B-120 WATER SUPPLY FORECAST SUMMARY

### UNIMPAIRED FLOW FOR - FEBRUARY 2022

(Provisional data, subject to change)

Report generated: February 08, 2022 13:59

APRIL-JULY FORECAST SUMMARY (IN THOUSANDS OF ACRE-FEET)				
HYDROLOGIC REGION WATERSHED	APRIL-JULY FORECAST	PERCENT OF AVERAGE	80% PROBABILITY RANGE	
			90%	10%
<b>NORTH COAST</b>				
Trinity River at Lewiston Lake	430	66	200	850
Scott River near Fort Jones	93			
<b>SACRAMENTO RIVER</b>				
Sacramento River above Shasta Lake	220	71		
McCloud River above Shasta Lake	280	73		
Pit River above Shasta Lake	780	79		
Total Inflow to Shasta Lake	1,340	76	880	2,480
Sacramento River above Bend Bridge	1,870	76	1,200	3,680
Feather River at Oroville	1,470	86	880	3,010
Yuba River near Smartville	960	97	490	1,760
American River below Folsom Lake	1,170	94	630	2,210
<b>SAN JOAQUIN RIVER</b>				
Cosumnes River at Michigan Bar	90	68	30	280
Mokelumne River Inflow to Pardee	450	96	240	760
Stanislaus River below Goodwin Res	640	92	340	1,140
Tuolumne River below La Grange	1,060	87	640	1,830
Merced River below Merced Falls	540	86	300	940
San Joaquin River inflow to Millerton Lk	1,170	95	670	1,890
<b>TULARE LAKE</b>				
Kings River below Pine Flat Res	1,050	87	610	1,790
Kaweah River below Terminus Res	230	83	120	430
Tule River below Lake Success	32	57	14	95
Kern River inflow to Lake Isabella	300	70	180	590
<b>NORTH LAHONTAN</b>				
Truckee River, Lake Tahoe to Farad accretions	250	99		
Lake Tahoe Rise, in feet	1.2	90		
West Carson River at Woodfords	45	85		
East Carson River near Gardnerville	165	88		
West Walker River below Little Walker	145	88		
East Walker River near Bridgeport	53	89		

### NOTES

- 30 year average are based on years 1991 to 2020.
- Unimpaired runoff represents the natural water production of a river basin, unaltered by upstream diversions, storage, or by export or import of water to or from other watersheds.
- Groundwater changes due to human activity are not considered. Forecasted runoff assumes median conditions subsequent to the date of forecast. Runoff probability ranges are statistically derived from historical data.
- The 80% probability range is comprised of the 90% exceedance level value and the 10% exceedance level value.
- The actual runoff should fall within the stated limits eight times out of ten.
- Forecast point names are based on USGS gage names.

### CONTACT INFORMATION

FIRST NAME	LAST NAME	EMAIL	PHONE
Sean	de Guzman	Sean.deGuzman@water.ca.gov	(916) 572-2208
Andrew	Reising	Andrew.Reising@water.ca.gov	(916) 574-2181
Lauren	Alkire	Lauren.Alkire@water.ca.gov	(916) 574-1433

**CONTACT INFORMATION**

**FIRST NAME**

Anthony

**LAST NAME**

Burdock

**EMAIL**

Anthony.Burdock@water.ca.gov

**PHONE**

(916) 574-2637

## REGULATORY AFFAIRS BOARD REPORT

Susan Larson

February 17, 2022

### FERC Compliance

- Work continues at the Day Use Recreation Site. Grading is in process, and construction of the separation wall between the project site and the residential property to the west is nearing completion. Installation of the offsite water line for the Calaveras County Water District connection began on February 7<sup>th</sup>, and is expected to be complete within 2 weeks. Construction of the retaining wall between the reservoir picnic tables/trees and the parking area will begin thereafter. FERC granted the extension filed in December 2021, providing until December 2022 for the project's completion. Project schedules anticipate completion of the project by May 2022 so that it is fully available for the upcoming summer season.
- Emergency Action Plan (EAP). FERC regulations require that the EAP's for all facilities be updated every 5 years. Tri-Dam's EAP was approved by both FERC and DSOD (California Division of Safety of Dams) in 2021, however, there is a new process requiring another level of review by CalOES. After submittal of three (3) revisions with additional minor edits, Tri-Dam received notification on February 3, 2022 that the EAP was approved by CalOES. The plans will now be copied and distributed to all required agencies/plan holders. In addition to the FERC required 5-year updates, Tri-Dam is required to conduct an internal exercise once each year, which was most recently done in August 2021 as part of our Annual Training Week program. Confirmation of training and CalOES approval will be filed with FERC by February 28, 2022.
- Tulloch Shoreline Erosion. The FERC license requires submittal of a report every 5-years documenting erosion along the shoreline at several sites. These sites are monitored each year, and the five-year update will document current conditions and plans for remediation of any sites, if required. Staff will be evaluating site remediation during the next extra-drawdown within the work program in 2023/24.

### Permit and Other Assignments

- Work on permits, site reviews and compliance questions for various properties at Tulloch. Respond to daily inquiries from the public. Permits, inspections and file documentation, including uploads to the server.
- Tulloch compliance matters, as required, using the data compiled during the shoreline audit.
- Working on pending litigation matters, as required.



## Tri-Dam Project Generation & Revenue Report 2022

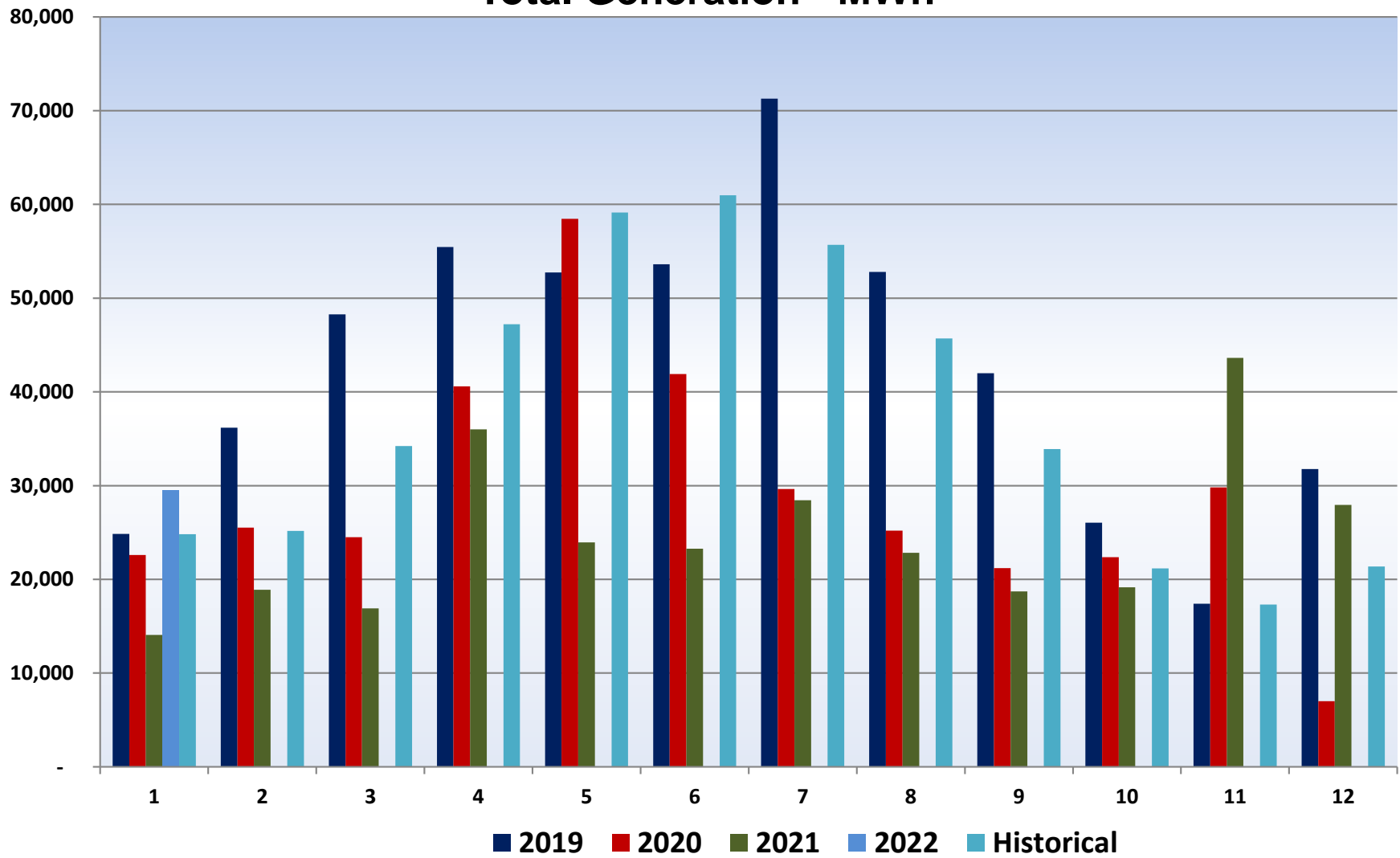
	<b>Donnells</b>				<b>Beardsley</b>				<b>Tulloch</b>				<b>Project Total</b>			
	Average Generation (1958-2018)	2022 Net Generation (kWh)	Avoided Generation (kWh)	2022 Energy Revenue	Average Generation (1958-2018)	2022 Net Generation (kWh)	2022 Energy Revenue	Average Generation (1958-2018)	2022 Net Generation (kWh)	2022 Energy Revenue	Average Generation (1958-2018)	2022 Net Generation (kWh)	2022 Energy Revenue	Average Generation (1958-2018)	2022 Net Generation (kWh)	2022 Energy Revenue
JAN	17,389,989	22,065,962	-	\$1,765,277	3,150,048	6,346,979	\$507,758	4,271,885	1,105,497	\$88,440	24,811,922	29,518,438	\$2,361,475	24,811,922	-	\$0
FEB	17,229,608		-	\$0	2,927,753		\$0	5,024,913		\$0	25,182,274	-	\$0	25,182,274	-	\$0
MAR	23,070,659		-	\$0	3,584,274		\$0	7,580,691		\$0	34,235,623	-	\$0	34,235,623	-	\$0
APR	31,686,865		-	\$0	4,717,464		\$0	10,811,027		\$0	47,215,356	-	\$0	47,215,356	-	\$0
MAY	41,216,149		-	\$0	5,799,593		\$0	12,131,040		\$0	59,146,782	-	\$0	59,146,782	-	\$0
JUN	42,555,036		-	\$0	6,336,073		\$0	12,084,818		\$0	60,975,928	-	\$0	60,975,928	-	\$0
JUL	36,444,466		-	\$0	6,629,514		\$0	12,609,174		\$0	55,683,154	-	\$0	55,683,154	-	\$0
AUG	27,568,740		-	\$0	6,269,748		\$0	11,868,293		\$0	45,706,781	-	\$0	45,706,781	-	\$0
SEP	20,111,167		-	\$0	5,223,523		\$0	8,577,620		\$0	33,912,310	-	\$0	33,912,310	-	\$0
OCT	12,743,535		-	\$0	3,752,220		\$0	4,664,124		\$0	21,159,879	-	\$0	21,159,879	-	\$0
NOV	12,042,987		-	\$0	2,794,775		\$0	2,487,256		\$0	17,325,019	-	\$0	17,325,019	-	\$0
DEC	14,354,891		-	\$0	3,713,920		\$0	3,288,702		\$0	21,357,513	-	\$0	21,357,513	-	\$0
<b>Total</b>	<b>296,414,092</b>	<b>22,065,962</b>	<b>-</b>	<b>\$1,765,277</b>	<b>54,898,907</b>	<b>6,346,979</b>	<b>\$507,758</b>	<b>95,399,542</b>	<b>1,105,497</b>	<b>\$88,440</b>	<b>446,712,540</b>	<b>29,518,438</b>	<b>\$2,361,475</b>	<b>446,712,540</b>	<b>29,518,438</b>	<b>\$2,361,475</b>

Note: Price per MWh is \$80.00

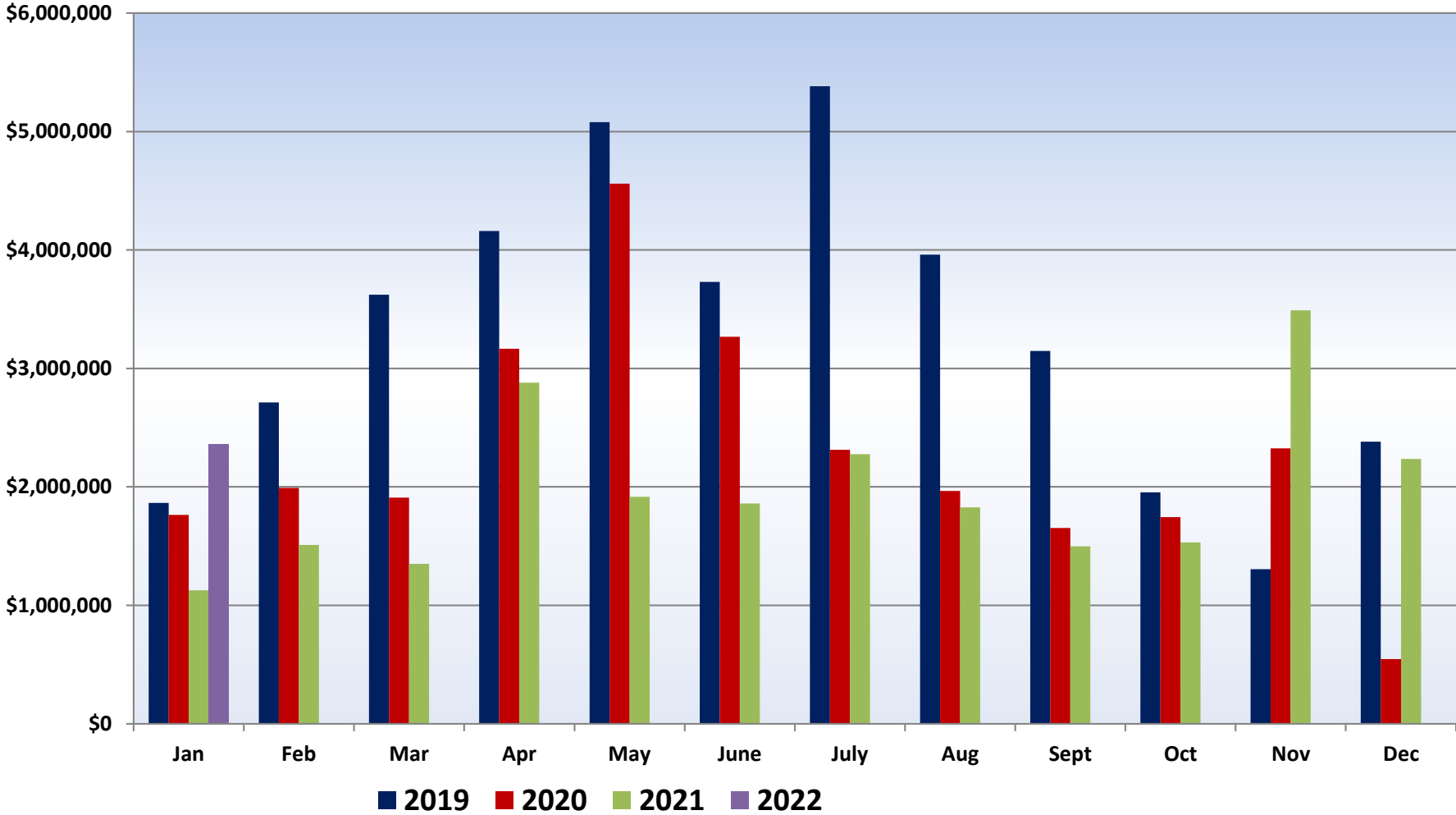
### Tri-Dam Power Authority - Sand Bar

	Average Generation (1958-2018)	2022 Net Generation (kWh)	2022 Energy Revenue	PG&E Coordination Payment	Total Revenue
JAN	4,663,654	11,591,430	\$927,314	\$0	\$927,314
FEB	3,946,606		\$0	\$0	\$0
MAR	5,290,014		\$0	\$0	\$0
APR	6,873,822		\$0	\$0	\$0
MAY	8,065,189		\$0	\$0	\$0
JUN	8,750,023		\$0	\$0	\$0
JUL	9,133,101		\$0	\$0	\$0
AUG	8,560,581		\$0	\$0	\$0
SEP	6,928,285		\$0	\$0	\$0
OCT	4,898,944		\$0	\$0	\$0
NOV	2,947,604		\$0	\$0	\$0
DEC	5,554,123		\$0	\$0	\$0
<b>Total</b>	<b>75,611,948</b>	<b>11,591,430</b>	<b>\$927,314</b>	<b>\$0</b>	<b>\$927,314</b>

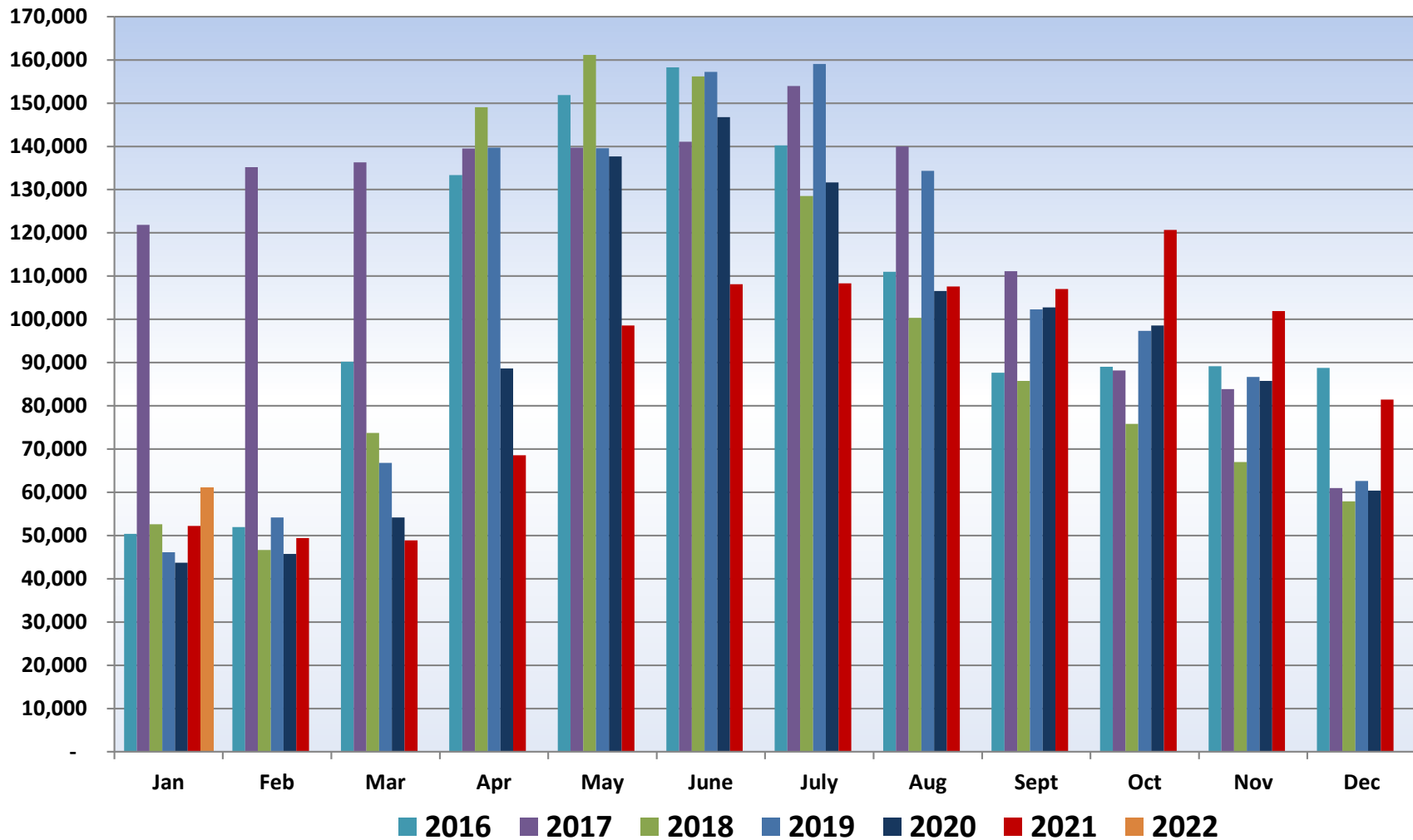
# Tri-Dam Project Total Generation - MWh



# Tri-Dam Project Generation Revenue



## Tri-Dam Project Storage AF - Donnells & Beardsley





## WESTERN PRICE SURVEY

### [7] Aliso Canyon Storage Reaches Max, Requiring Capacity Reductions

Southern California Gas Co. natural gas storage is reaching a peak and will need to be reduced throughout February, the utility said.

In a Jan. 28 ENVOY posting, SoCalGas said inventory in the Aliso Canyon natural gas storage facility is expected to be above 70 percent of the maximum allowable inventory of 41.16 Bcf authorized by the California Public Utilities Commission, starting Feb. 1.

Under the CPUC decision, Aliso Canyon can be used for system balancing and withdrawal nominations if inventory is above 70 percent of its maximum allowed inventory and may continue to be used until inventory declines to 70 percent of its allowed maximum.

“Currently Aliso Canyon holds 38 Bcf,” Energy GPS said in a Feb. 1 note. “That allows the utility to take 10 Bcf out of the ground over the next two months. But SoCal does not have that much time to get that inventory reduced . . . That puts the withdrawal onus on the month of February.”

Western natural gas prices generally gained as much as \$1.62 in value in Jan. 27 to Feb. 3 trading. The U.S. Energy Information Administration attributed the hike “to cooler temperatures, increased consumption, and reduced supply.” Sumas natural gas proved the exception, shedding 13 cents to \$4.48/MMBtu, which was also the lowest price in the region.

Five hubs gained more than a dollar in trading. Three traded above the \$6 mark.

Conditions on El Paso Natural Gas’ Line 2000 remain unchanged. Pipeline operator Kinder Morgan said it will remain off line through the end of February. It previously said there is no time frame for the line’s return to service.

Western peak power prices generally saw a sharp increase of between \$19.50 and as much as \$42 at Palo Verde, which ended at \$80/MWh Feb. 3. Mid-Columbia proved the exception with a drop of \$3.45 to \$55.40/MWh. Off-peak power values gained between \$10.10 and as much as \$26.65 by Feb. 3, also led by Palo Verde nighttime power, which climbed \$26.65 to \$67.50/MWh.

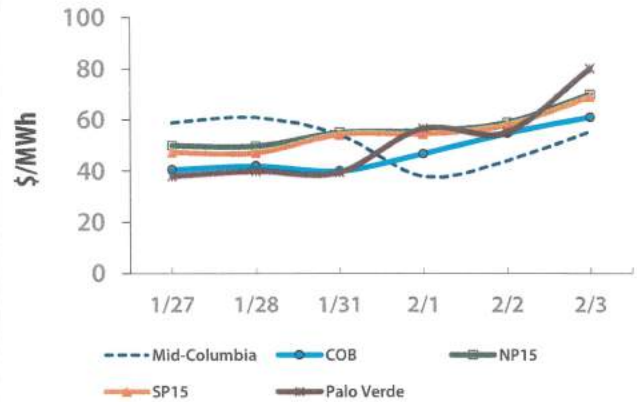
California Independent System Operator demand reached 28,005 MW Jan. 31, which should be the week’s high. Northwest Power Pool demand reached a high of 64,462 MW that same day, but demand was forecast to peak Feb. 4 at 68,296 MW.

**In January, the average high peak price at Henry Hub was \$5.64/MMBtu, \$2.82 more than in 2021** (see “Price Trends,” next page). Western natural gas hub prices added between roughly \$3.50 and \$4 year over year. PG&E CityGate and SoCal Border values peaked above \$7 at \$7.24/MMBtu and \$7.11/MMBtu, respectively.

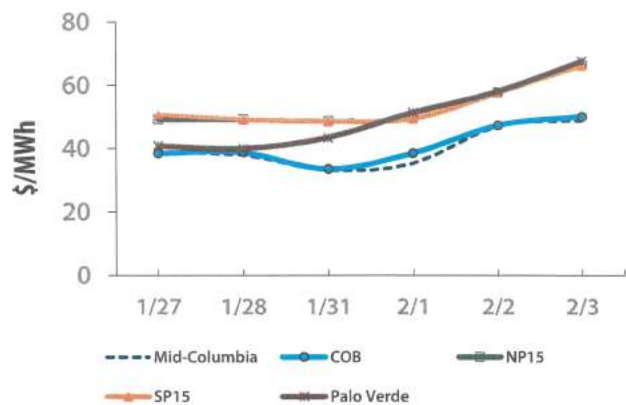
Average Western peak power prices jumped compared with the year prior. California-Oregon Border added the most year over year, up \$55.25 to \$84.75/MWh.

—Linda Dailey Paulson

**Average Peak Power Prices**  
Thurs., 01/27 - Thurs., 02/03



**Average Off-Peak Prices**  
Thurs., 01/27 - Thurs., 02/03



**Average Natural Gas Prices** (\$/MMBtu)

	Thurs. 01/27	Tues. 02/01	Thurs. 02/03
Henry Hub	4.46	5.46	5.87
Sumas	4.61	5.60	4.48
Alberta	4.12	5.34	4.83
Malin	4.68	5.76	5.35
Opal/Kern	4.63	5.90	5.86
Stanfield	4.61	5.64	5.21
PG&E CityGate	4.97	5.85	5.76
SoCal Border	4.93	5.94	6.12
SoCal CityGate	5.17	6.07	6.24
EP-Permian	4.21	5.33	5.83
EP-San Juan	4.57	5.71	6.16

Power/gas prices courtesy Enerfax

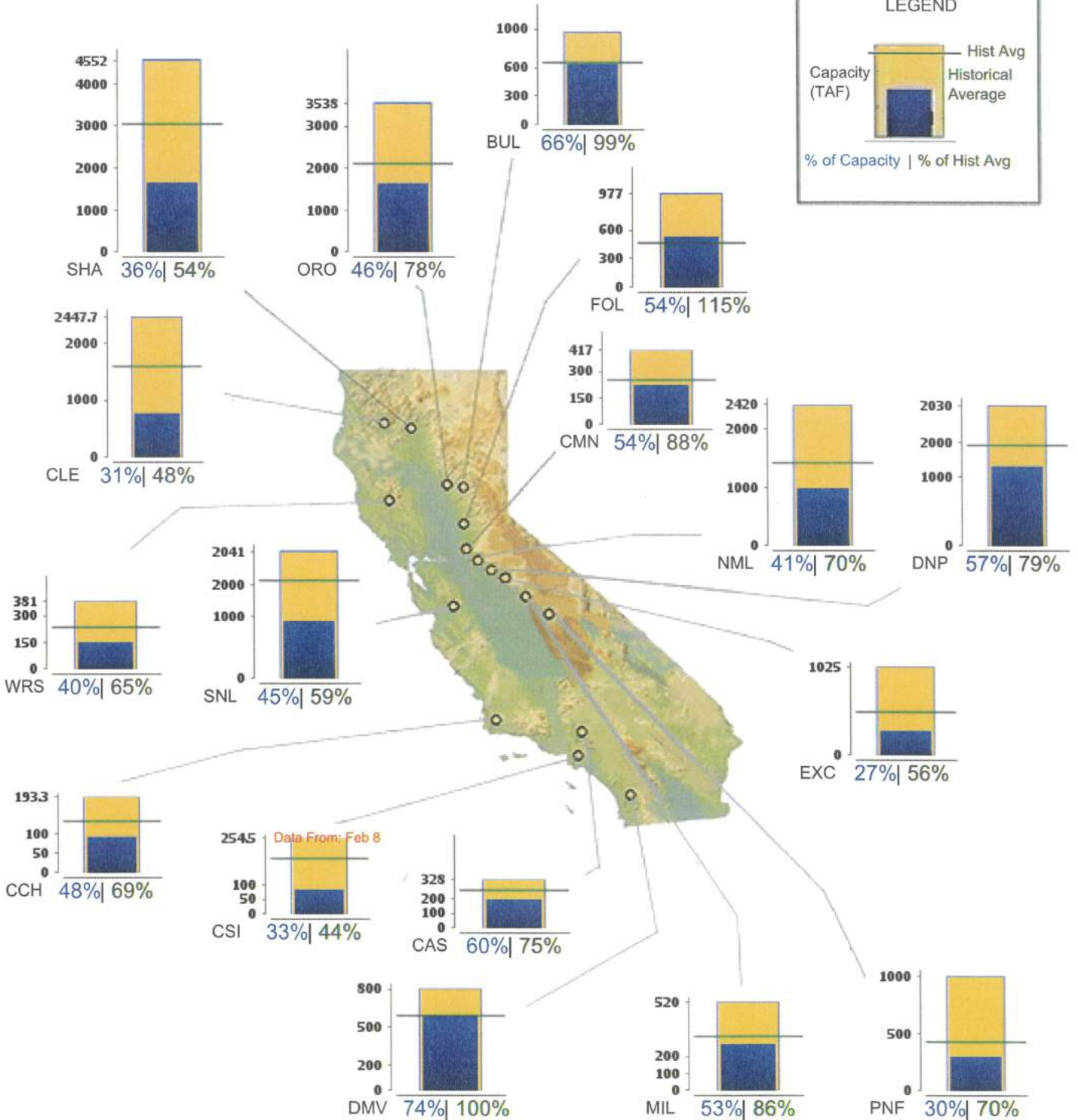
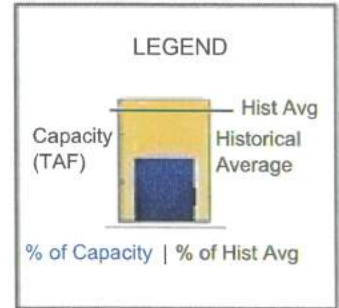


# CURRENT RESERVOIR CONDITIONS

## CALIFORNIA MAJOR WATER SUPPLY RESERVOIRS

Midnight - February 9, 2022

### CURRENT CONDITIONS





February 9, 2022

Tri Dam Project  
Jarom Zimmerman  
P.O. Box 1158  
Pinecrest, CA 95364

**Re: January 2022 Invoices**

Dear Mr. Zimmerman:

Enclosed are invoices for consulting services provided by FISHBIO during January. Services provided for each project are summarized below.

**Lifecycle monitoring**

Lifecycle monitoring activities during January focused on maintaining thermographs and water temperature data, satisfying permit reporting requirements, and installation and operation of the Oakdale RST in advance of field sampling for the predator study.

**Non-Native Investigation/ Predator Study and Publications**

Activities during January focused on preparing gear and supplies for the first field sampling event underway February 1-10. Progress also continues on developing the synthesis report which presents results through 2021.

**Budget Summary**

<b>2022</b>	<i>Life-cycle Monitoring</i>	<i>Publications</i>	<i>Consulting</i>	<i>Non-natives</i>	<b>TOTAL</b>
<i>Jan</i>	\$ 14,420.93	\$ -	\$ -	\$ 41,998.79	\$ <b>56,419.72</b>
<b>TOTAL</b>	<b>\$ 14,420.93</b>	<b>\$ -</b>	<b>\$ -</b>	<b>\$ 41,998.79</b>	<b>\$ 56,419.72</b>
<i>Estimated 2022</i>	\$150,000.00	\$125,000.00	\$ 25,000.00	\$ 475,000.00	\$ 775,000.00
<i>Remaining</i>	\$135,579.07	\$125,000.00	\$ 25,000.00	\$ 433,001.21	\$ 718,580.28

Sincerely,

Andrea Fuller

## SJB January Field Report

### Juvenile Outmigration Monitoring

The Calaveras River rotary screw trap (RST) operated 13 days during January, and 119 Age 1+ (100-299 mm) *O. mykiss* were captured, increasing the season total to 636 (Figure 1A). A total of 463 fish have been implanted with Passive Integrated Transponder (PIT) tags this season. Additionally, 34 Chinook salmon were captured in January (Figure 1B).

The Stanislaus River RST at Oakdale (RM 40) began sampling on January 25 and a total of 1,068 juvenile Chinook salmon were captured during the last week of the month (Figure 2). Daily catch ranged from 55 to 300 fish. RST monitoring at Caswell (RM 9) began on January 6 (operated by Pacific State Marine Fisheries Commission [PSMFC]), and a total of 29 juvenile Chinook salmon were captured during January (Figure 4). Releases from Goodwin Dam were approximately 200 cfs during most of January. A winter instability pulse flow occurred January 28-29 with releases briefly peaking at 1,100 cfs (duration 1 hour) before receding to base flows (Figure 2 and Figure 3). A slight increase in catch was observed following the bump in flow. On January 31, releases from Goodwin Dam once again increased to 1,500 cfs to meet flow requirements downstream in the San Joaquin River at Vernalis.

On the Tuolumne River, RST monitoring near Waterford (RM 30) began on January 4, and as of January 31 a total of three juvenile salmon have been captured (Figure 4). RST monitoring at Grayson (RM 5) is not likely to be conducted this season due to massive amounts of water hyacinth in the river upstream of the trap. Releases from La Grange Dam remained stable throughout the month near 175 cfs (Figure 4).

---

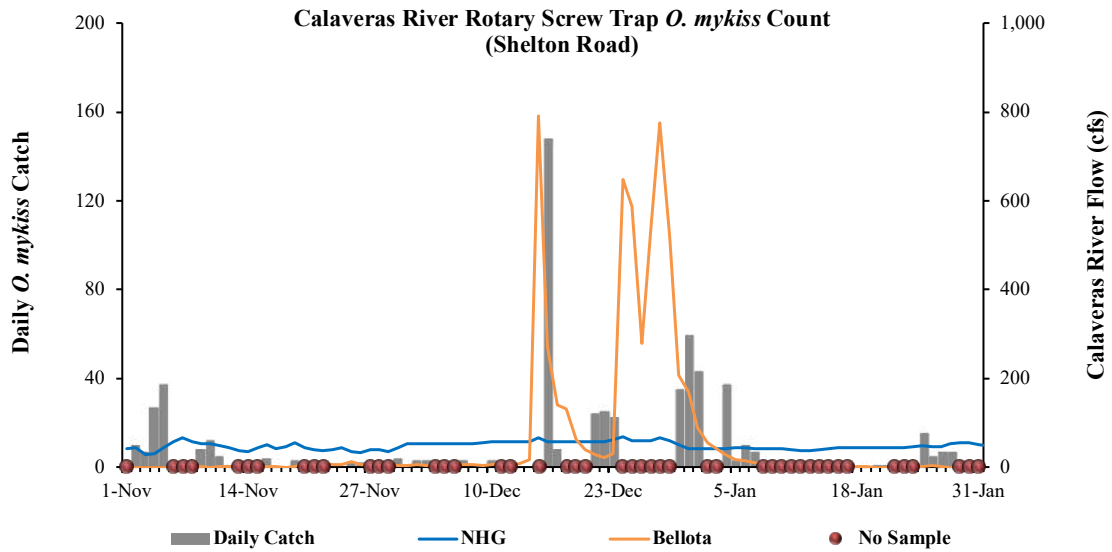


Figure 1A. Daily *O. mykiss* catch at the Calaveras River rotary screw trap at Shelton Road and Calaveras River flow at New Hogan Dam (NHG) and Bellota (MRS).

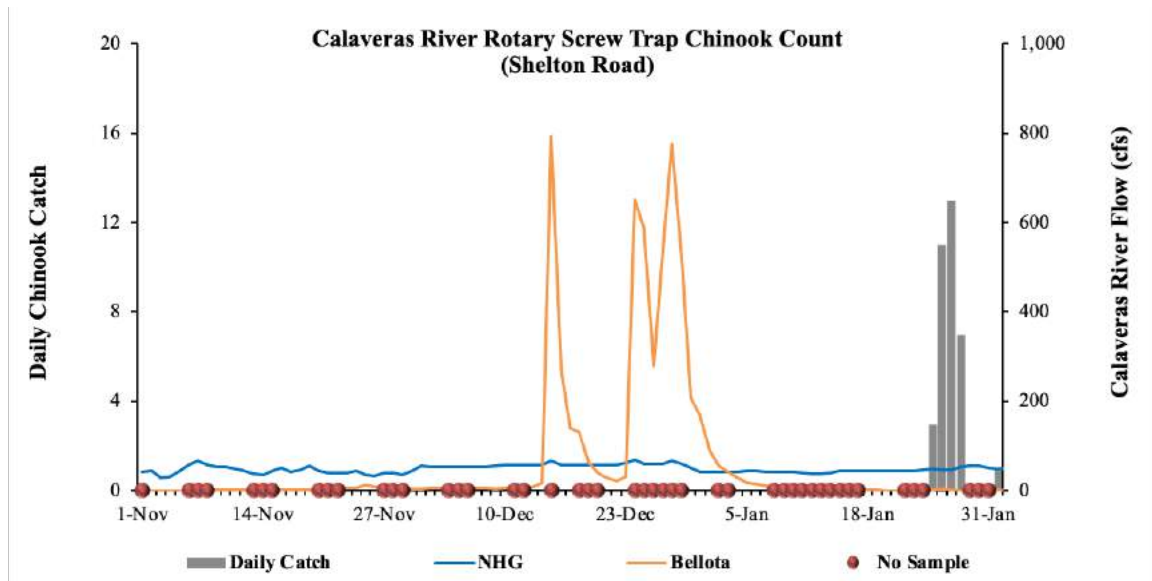
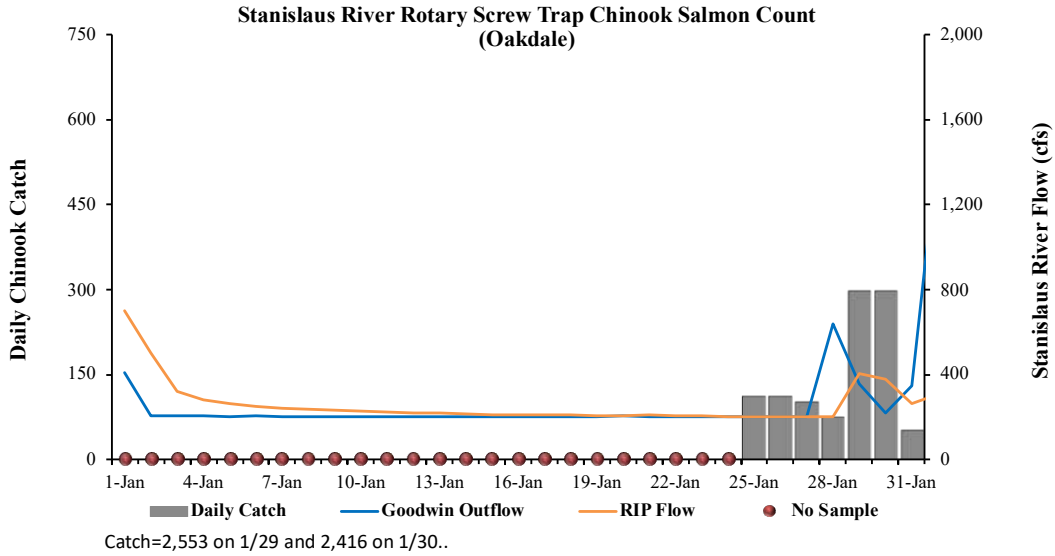
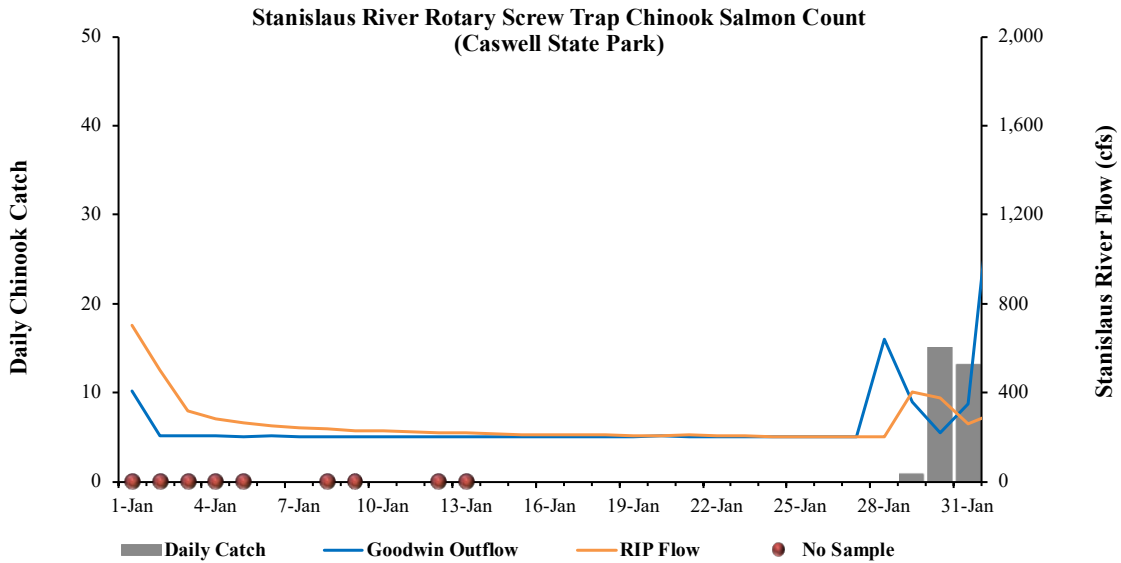


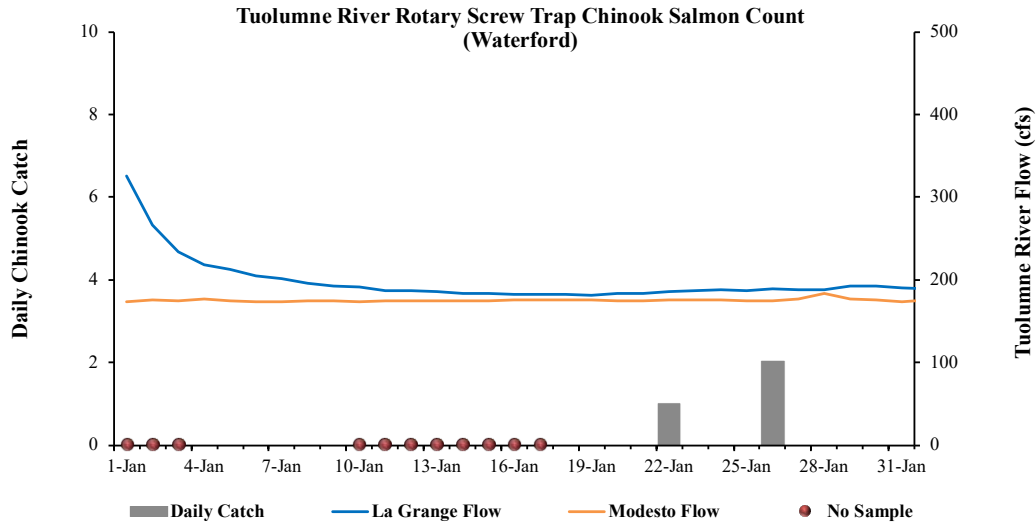
Figure 1B. Daily *O. mykiss* catch at the Calaveras River rotary screw trap at Shelton Road and Calaveras River flow at New Hogan Dam (NHG) and Bellota (MRS).



**Figure 2. Daily Chinook salmon catch at the Stanislaus River rotary screw trap at Oakdale and Stanislaus River flow at Goodwin Dam (GDW) and Orange Blossom Bridge (OBB).**



**Figure 3. Daily Chinook salmon catch at the Stanislaus River rotary screw trap at Caswell and Stanislaus River flow at Goodwin Dam (GDW) and Ripon (RIP).**



**Figure 4. Daily Chinook salmon catch at the Tuolumne River rotary screw trap at Waterford and Tuolumne River flow at La Grange (LGN) and Modesto (MOD).**

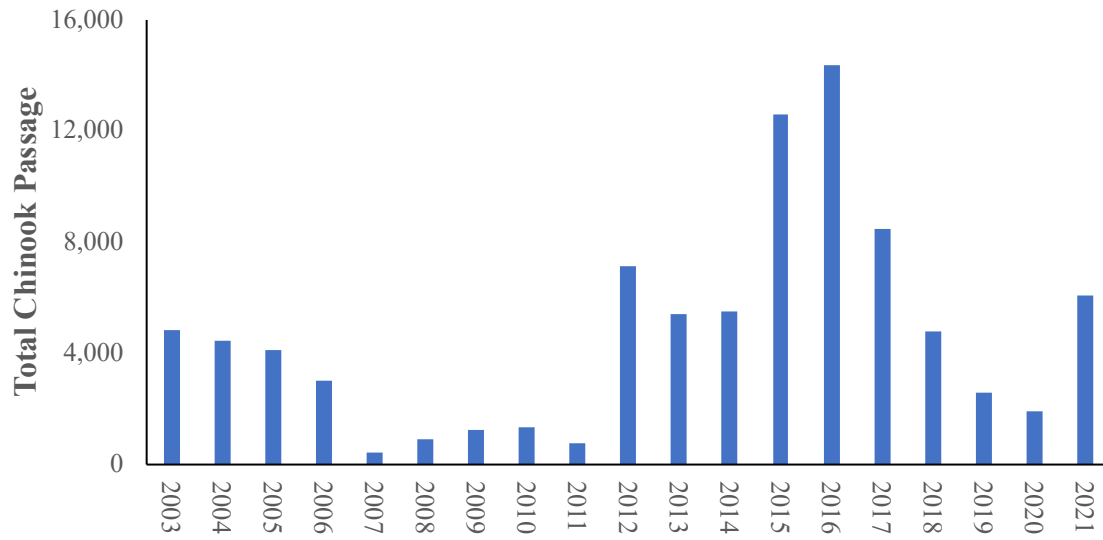
### Adult Migration Monitoring

The Stanislaus River weir continued sampling during January. Zero Chinook passed upstream of the weir in January. Total escapement to the Stanislaus River in 2021 remains at 6,065 and was over three times greater than the year before (Figure 5). Twenty-three percent of salmon passing the weir had a clipped adipose fin (indicating hatchery origin), which is similar to the proportion observed over the last several years.

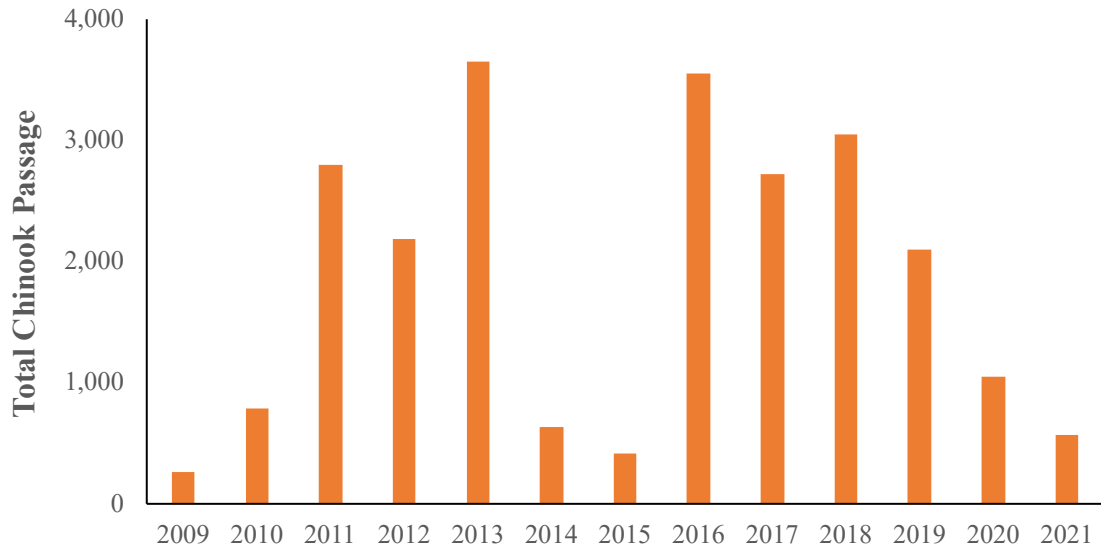
One *O. mykiss* was captured during January increasing the season total to 25 individuals. The majority (89%) of the *O. mykiss* observed have been greater than 16 inches (classifying as steelhead), and at least 60% of the fish had a clipped adipose fin. All hatchery origin *O. mykiss* are adipose fin-clipped prior to release from the hatcheries.

The Tuolumne River weir also continued to operate through January. No salmon or trout were observed passing the weir during the month. Salmon escapement to the Tuolumne River in 2021 was 576, which ranked the lowest since 2015 and 3<sup>rd</sup> lowest since the monitoring program began in 2009 (Figure 6). Twenty-two percent of salmon passing the weir had a clipped adipose fin, which is similar to the number observed the previous year.

Elsewhere in the basin, the Mokelumne River Fish Ladder recorded 5,043 salmon passages for the season (Figure 7). Escapement to the Mokelumne River was slightly higher than the previous year but well under the 11,700 10-year average.

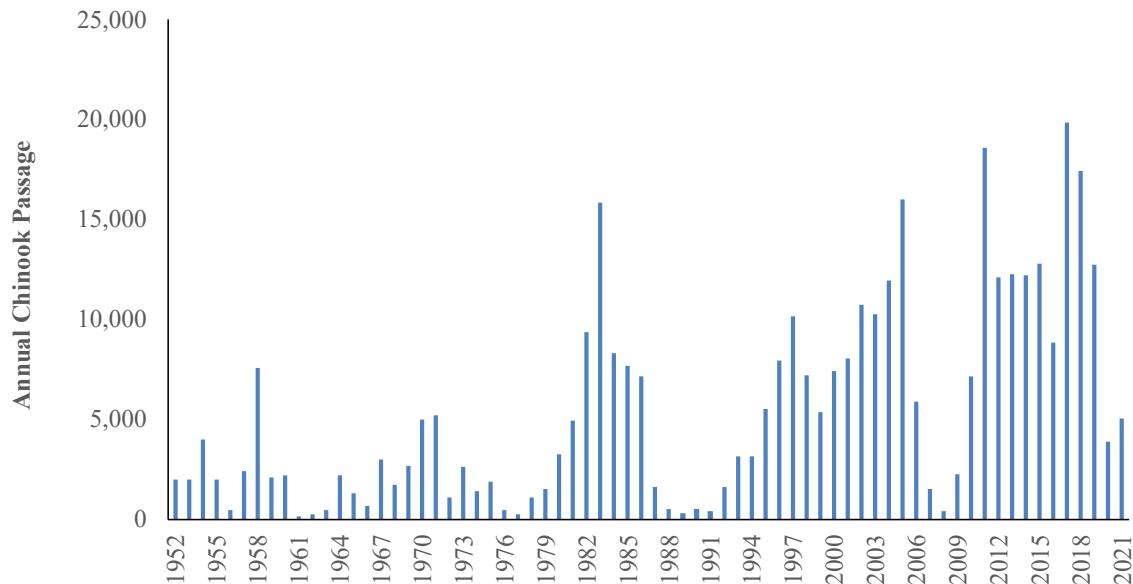


**Figure 5. Fall-run Chinook salmon passage at the Stanislaus River weir, 2003-2021.**



**Figure 6. Fall-run Chinook salmon passage at the Tuolumne River weir, 2009-2021.**





**Figure 7. Fall-run Chinook passage at the Mokelumne River Fish Ladder, 1952-2021.**

### **Stanislaus River Native Fish Plan**

The first abundance survey for the 2022 Native Fish Plan occurred February 1-10. Abundance and diet surveys will occur monthly through the spring.

### **South Delta ARIS/E-fishing**

E-fishing in the south Delta was conducted January 17-26 to evaluate predators’ abundance, distribution, and feeding behavior in the South Delta. Target species (black bass, catfish and/or striped bass) were captured at every sampling location (15 sites), and all target species over four inches in length received a PIT tag. Target species catch (n=130) was dominated by largemouth bass, with a total of 98 individuals; an additional 23 fish were only identified as black bass but were likely largemouth bass. We collected stomach samples from 50 individuals, which will be visually and genetically analyzed to determine the contents. Non-target species that were captured frequently included redear sunfish, bluegill sunfish, hitch, and golden shiners. No salmonids were captured during surveys. We recaptured seven tagged fish (all largemouth bass) at three sampling locations. Five of the seven tagged fish were captured at a single location. All of the recaptured fish were originally tagged during this project.

### **San Joaquin River Predator Study**

Four fyke traps will be installed later in February (pending renewal of the Flood Board Permit) at Blewett (RM 76; new site), Sturgeon Bend (RM 74), Alegre (RM 65), and Lorenzen (RM 61).

**TRI-DAM**

**POWER**

**AUTHORITY**

---

**REGULAR BOARD MEETING  
AGENDA  
TRI-DAM POWER AUTHORITY  
of THE OAKDALE IRRIGATION DISTRICT and  
THE SOUTH SAN JOAQUIN IRRIGATION DISTRICT  
FEBRUARY 17, 2022**

Start time is immediately following the Tri-Dam Project meeting  
which begins at 9:00 AM

**South San Joaquin Irrigation District  
11011 Highway 120  
Manteca, CA 95336**

**\* SEE BELOW FOR INSTRUCTIONS REGARDING PUBLIC  
COMMENT AND PARTICIPATION**

---

**NOTICE: Coronavirus (COVID-19)**

A COMPLETE COPY OF THE AGENDA PACKET WILL BE AVAILABLE ON THE OAKDALE IRRIGATION DISTRICT WEB SITE ([www.oakdaleirrigation.com](http://www.oakdaleirrigation.com)) ON MONDAY, FEBRUARY 14, 2022 AT 9:00 A.M. ALL WRITINGS THAT ARE PUBLIC RECORDS AND RELATE TO AN AGENDA ITEM WHICH ARE DISTRIBUTED TO A MAJORITY OF THE BOARD OF DIRECTORS LESS THAN 72 HOURS PRIOR TO THE MEETING NOTICED ABOVE WILL BE MADE AVAILABLE ON THE OAKDALE IRRIGATION DISTRICT WEB SITE ([www.oakdaleirrigation.com](http://www.oakdaleirrigation.com)).

**INFORMATION FOR SPECIAL MEETING DURING SHELTER IN PLACE ORDER  
(Effective 3/27/2020 – until further notice):**

Pursuant to California Governor Gavin Newsom's Executive Order N-29-20, a local legislative body is authorized to hold public meetings via teleconferencing and to make public meetings accessible telephonically or otherwise electronically to all members of the public who wish to participate and to provide public comment to the local legislative body during the current health emergency. The Tri-Dam Project and Tri-Dam Power Authority Board of Directors (Tri-Dam Directors) will adhere to and implement the provisions of the Governor's Executive Order related to the Brown Act and the utilization of technology to facilitate participation.

\*The location of the Tri-Dam meeting will be at the offices of the South San Joaquin Irrigation District, 11011 Highway 120, Manteca. Be advised these facilities are currently closed to public access due to implemented protection measures for the COVID-19 virus. **The public will not be granted access to these facilities.**

**\*\*Public members who wish to participate, listen to, and provide comment on agenda items can do so by telephone by calling (669) 900-6833, then entering Meeting ID: 981-2027-6218, password 700546. All speakers commenting on Agenda Items are limited to five (5) minutes.**

Members of the public may also submit public comments in advance by e-mailing [dbarney@ssjid.com](mailto:dbarney@ssjid.com) by 4:30 p.m., Wednesday, February 16, 2022.

In addition to the mandatory conditions set forth above, the Tri-Dam Directors will use sound discretion and make reasonable efforts to adhere as closely as reasonably possible to the provisions of the Brown Act, and other applicable local laws regulating the conduct of public meetings.

In compliance with the Americans with Disabilities Act, a person requiring an accommodation, auxiliary aid, or service to participate in this meeting should contact the Executive Assistant at (209) 249-4623, as far in advance as possible but no later than 24 hours before the scheduled event. The best effort to fulfill the request will be made.

---

## **CALL TO ORDER**

**ROLL CALL:** John Holbrook, Bob Holmes, Dave Kamper, Glenn Spyksma, Mike Weststeyn  
Brad DeBoer, Herman Doornenbal, Tom Orvis, Linda Santos, Ed Tobias

## **PUBLIC COMMENT**

---

## **CONSENT CALENDAR**

## **ITEMS 1 - 2**

Matters listed under the consent calendar are considered routine and will be acted upon under one motion. There will be no discussion of these items unless a request is made to the Board President by a Director or member of the public. Those items will be considered at the end of the consent items.

1. Approve the regular board meeting minutes of December 16, 2021.
2. Approve the January financial statements and statement of obligations.

---

## **ACTION CALENDAR**

## **ITEMS 3 - 4**

3. Discuss and consider adoption of Resolution TDPA 2022-03 to implement teleconferencing requirements during a proclaimed state of emergency.
4. Discussion and possible action to change the time and/or date of the March regular Tri-Dam Power Authority board meeting due to a scheduling conflict with the Oakdale Annual Ag Scholarship Luncheon.

---

## **ADJOURNMENT**

## **ITEMS 5 - 6**

5. Commissioner Comments.
6. Adjourn to the next regularly scheduled meeting.

# BOARD AGENDA REPORT

Date: 2/17/2022  
Staff: Brian Jaruszewski

---

**SUBJECT:** Tri-Dam Power Authority January 2022 Minutes

---

**RECOMMENDED ACTION:** Recommend Approval of January 20, 2022 Minutes

---

**BACKGROUND AND/OR HISTORY:**

**FISCAL IMPACT:**

**ATTACHMENTS:**

---

**Board Motion:**

**Motion by:** \_\_\_\_\_ **Second by:** \_\_\_\_\_

**VOTE:**

**OID:** DeBoer (Yes/No) Doornenbal (Yes/No) Orvis (Yes/No) Santos (Yes/No) Tobias (Yes/No)

**SSJID:** Holbrook (Yes/No) Holmes (Yes/No) Kamper (Yes/No) Spyksma (Yes/No) Weststeyn (Yes/No)

# TRI-DAM POWER AUTHORITY MINUTES OF REGULAR MEETING

January 20, 2022  
Oakdale, California

The Commissioners of the Tri-Dam Power Authority met at the offices of the Oakdale Irrigation District located in Oakdale, California and So. San Joaquin Irrigation District in Manteca, on the above date for conducting business of the Tri-Dam Power Authority, pursuant to the resolution adopted on October 14, 1984.

President Doornenbal called the meeting to order at 10:00 a.m.

## **COMMISSIONERS PRESENT:**

### **OID COMMISSIONERS**

ED TOBIAS  
LINDA SANTOS  
TOM ORVIS  
HERMAN DOORNENBAL

### **SSJID COMMISSIONERS**

BOB HOLMES  
GLENN SPYKSMA  
DAVE KAMPER  
MIKE WESTSTEYN  
JOHN HOLBROOK

## **COMMISSIONERS ABSENT:**

BRAD DeBOER

## **ALSO PRESENT:**

Jarom Zimmerman, General Manager, Tri-Dam Project; Brian Jaruszewski, Admin. & Finance Manager, Tri-Dam Project; Genna Modrell, Admin. & Finance Asst., Tri-Dam Project; Susan Larson, Compliance Coordinator, Tri-Dam Project; Peter Rietkerk, General Manager, SSJID; Mia Brown, General Counsel, SSJID; Steve Knell, General Manager, OID; Tim Wasiewski, Counsel, Tim O'Laughlin, Counsel

## **PUBLIC COMMENT**

None

## **CONSENT CALENDAR**

### **ITEM #1 Approve the regular board meeting minutes of December 16, 2021.**

Commissioner Weststeyn moved to approve the consent calendar. Commissioner Orvis seconded the motion.

The motion passed by the following roll call vote:

AYES: Doornenbal, Orvis, Santos, Tobias, Holbrook, Holmes, Kamper, Spyksma, Weststeyn

NOES: None

ABSTAINING: None

ABSENT: DeBoer

## **ACTION CALENDAR**

### ***ITEM #2 Discuss and consider adoption of Resolution TDPA 2022-01 to implement teleconferencing requirements during a proclaimed state of emergency.***

Commissioner Kamper moved to approve Resolution TDPA 2022-01 as presented. Commissioner Santos seconded the motion.

The motion passed by the following roll call vote:

AYES: Doornenbal, Orvis, Santos, Tobias, Holbrook, Holmes, Kamper, Spyksma, Weststeyn

NOES: None

ABSTAINING: None

ABSENT: DeBoer

### ***ITEM #3 Discussion and possible action to approve 4<sup>th</sup> quarter 2021 financial statements and December 2021 statement of obligations.***

Brian Jaruszewski presented the fiscal year 2021 4<sup>th</sup> quarter financial statements and December 2021 statement of obligations, and responded to Commissioner questions.

Commissioner Holmes moved to approve the 4<sup>th</sup> quarter financial statements and the December statement of obligations as presented. Commissioner Tobias seconded the motion.

The motion passed by the following roll call vote:

AYES: Doornenbal, Orvis, Santos, Tobias, Holbrook, Holmes, Kamper, Spyksma, Weststeyn

NOES: None

ABSTAINING: None

ABSENT: DeBoer

### ***ITEM #4 Discussion and possible action to approve 2022 Investment Policy.***

Commissioner Orvis moved to approve as presented. Commissioner Spyksma seconded the motion.

The motion passed by the following roll call vote:

AYES: Doornenbal, Orvis, Santos, Tobias, Holbrook, Holmes, Kamper, Spyksma, Weststeyn

NOES: None

ABSTAINING: None

ABSENT: DeBoer

### ***ITEM #5 Review and consider approval of TDPA 2022-02 Distribution of Funds.***

Brian Jaruszewski presented Resolution TDPA 2022.02 and answered Commissioner questions.

Commissioner Holmes moved to approve the distribution of \$400,000 to each district as presented. Commissioner Santos seconded the motion.

The motion passed by the following roll call vote:

AYES: Doornenbal, Orvis, Santos, Tobias, Holbrook, Holmes, Kamper, Spyksma, Weststeyn

NOES: None

ABSTAINING: None

ABSENT: DeBoer

***ITEM #6 Commissioners Comments***

None.

***ADJOURNMENT***

President Doornenbal adjourned the meeting at 10:10 a.m.

The next Board of Commissioners meeting will be February 17, 2022 at the offices of the South San Joaquin Irrigation District, Manteca, California immediately following the Tri-Dam Project meeting, which commences at 9:00 a.m.

ATTEST:

---

Jarom Zimmerman  
Secretary  
Tri-Dam Power Authority

DRAFT



# BOARD AGENDA REPORT

Date: 2/17/2022  
Staff: Brian Jaruszewski

---

**SUBJECT: Tri-Dam Power Authority January 2022 Financial Statements**

---

**RECOMMENDED ACTION:** Recommend Approval of January 2022 Financial Statements and Statement of Obligations

---

**BACKGROUND AND/OR HISTORY:**

Financial Statements (Balance Sheet and Income Statement) for Tri-Dam Power Authority are presented monthly for approval. Note that these are unaudited financial statements. As such, they include accruals for certain revenues and expenditures.

Also submitted for approval is the Statement of Obligations for Tri-Dam Power Authority.

**FISCAL IMPACT:** See Attachments

**ATTACHMENTS:** Tri-Dam Power Authority Financial Statements  
Tri-Dam Power Authority Statement of Obligations

---

**Board Motion:**

**Motion by:** \_\_\_\_\_ **Second by:** \_\_\_\_\_

**VOTE:**

**OID:** DeBoer (Yes/No) Doornenbal (Yes/No) Orvis (Yes/No) Santos (Yes/No) Tobias (Yes/No)

**SSJID:** Holbrook (Yes/No) Holmes (Yes/No) Kamper (Yes/No) Spyksma (YES/No) Weststeyn (Yes/No)



## Tri-Dam Power Authority Balance Sheets (Unaudited)

	January 31, 2022	December 31, 2021	January 31, 2021
<b>1 Assets</b>			
2 Cash	\$ 1,802,228	\$ 1,703,671	\$ 1,698,395
3 Short-Term Investments	1,089,154	1,089,154	1,085,138
4 Accounts Receivable	927,314	893,736	139,278
5 Prepaid Expenses	77,563	77,563	55,340
6 Capital Assets	45,381,032	45,381,032	45,367,535
7 Accumulated Depreciation	(22,616,787)	(22,576,787)	(22,128,060)
8 Intangible Assets	-	-	-
9 Other Assets	1,716	1,716	11
<b>10 Total Assets</b>	<b>26,662,220</b>	<b>26,570,084</b>	<b>26,217,637</b>
11			
12			
<b>13 Liabilities</b>			
14 Accounts Payable	131,049	93,164	910,993
15 Other Current Liabilities	-	-	5,700
16 Long-Term Liabilities	-	-	20,833
<b>17 Total Liabilities</b>	<b>131,049</b>	<b>93,164</b>	<b>937,525</b>
18			
<b>19 Net Position</b>			
20 Net Position - Beginning of Year	26,089,796	27,256,117	27,347,550
21 Additional Paid in Capital	385,873	385,873	385,873
22 Distributions	(800,000)	(2,504,000)	(2,504,000)
23 YTD Net Revenues	855,503	1,338,931	50,689
<b>24 Total Net Position</b>	<b>26,531,171</b>	<b>26,476,920</b>	<b>25,280,112</b>
25			
26			
<b>27 Total Liabilities and Net Position</b>	<b>\$ 26,662,220</b>	<b>\$ 26,570,084</b>	<b>\$ 26,217,637</b>



**Tri-Dam Power Authority**  
**Statement of Revenues and Expenses**  
 Period Ending January 31, 2022

	YTD Budget	YTD Actual	YTD Budget Variance	Prior Year Actual	Prior Year Variance	2022 Budget	Percent of 2022 Budget Remaining
<b>1 Operating Revenues</b>							
2 Power Sales	\$ 482,625	\$ 927,314	\$ 444,689	\$ 139,278	\$ 788,036	\$ 5,791,501	84%
3 Other Revenue	-	-	-	-	-	-	NA
<b>4 Total Operating Revenues</b>	<b>482,625</b>	<b>927,314</b>	<b>444,689</b>	<b>139,278</b>	<b>788,036</b>	<b>5,791,501</b>	<b>84%</b>
<b>5</b>							
<b>6 Operating Expenses</b>							
7 Salaries and Wages	31,242	18,289	(12,952)	17,733	556	374,902	95%
8 Benefits and Overhead	20,857	6,721	(14,136)	9,194	(2,473)	250,288	97%
9 Operations	1,903	-	(1,903)	329	(329)	22,830	100%
10 Maintenance	9,958	-	(9,958)	388	(388)	119,500	100%
11 General & Administrative	28,239	6,828	(21,410)	20,759	(13,931)	338,862	98%
12 Depreciation & Amortization	41,667	40,000	(1,667)	41,021	(1,021)	500,000	92%
<b>13 Total Operating Expenses</b>	<b>133,865</b>	<b>71,839</b>	<b>(62,027)</b>	<b>89,424</b>	<b>(17,585)</b>	<b>1,606,382</b>	<b>96%</b>
<b>14</b>							
<b>15 Net Income From Operations</b>	<b>348,760</b>	<b>855,476</b>	<b>506,716</b>	<b>49,854</b>	<b>805,622</b>	<b>4,185,119</b>	<b>80%</b>
<b>16</b>							
<b>17 Nonoperating Revenues (Expenses)</b>							
18 Investment Earnings	833	28	(805)	835	(807)	10,000	100%
19 Interest Expense	-	-	-	-	-	-	NA
<b>22 Total Nonoperating Revenues (Expenses)</b>	<b>833</b>	<b>28</b>	<b>(805)</b>	<b>835</b>	<b>(807)</b>	<b>10,000</b>	<b>100%</b>
<b>23</b>							
<b>24 Net Revenues</b>	<b>\$ 349,593</b>	<b>\$ 855,503</b>	<b>\$ 505,910</b>	<b>\$ 50,689</b>	<b>\$ 804,814</b>	<b>\$ 4,195,119</b>	<b>80%</b>
<b>25</b>							
<b>26</b>							
<b>27 Memo:</b>							
28 Capital Expenditures	\$ 38,000	\$ -	\$ (38,000)	\$ 44,892		\$ 456,000	100%



## Tri-Dam Power Authority Cash Flow 2022

Month	Power Sales	Other Receipts	Cash Payments	Distributions	Monthly Net Cash Flow	YTD Net Cash Flow
Jan	\$ 893,736	\$ 29	\$ 8,162	\$ 800,000	\$ 85,603	\$ 85,603
Feb					-	85,603
Mar					-	85,603
Apr					-	85,603
May					-	85,603
June					-	85,603
July					-	85,603
Aug					-	85,603
Sept					-	85,603
Oct					-	85,603
Nov					-	85,603
Dec					-	85,603
<b>Total</b>	<b>\$ 893,736</b>	<b>\$ 29</b>	<b>\$ 8,162</b>	<b>\$ 800,000</b>	<b>\$ 85,603</b>	

Budget     \$ 6,048,956     \$ 20,000     \$ 1,519,363

Budget	
\$ -	Debt Payments (P&I)
1,063,363	O&M Payments
456,000	Capital Payments
<b>\$ 1,519,363</b>	

# General Ledger

## Expense vs Budget with Encumbrances by Fund



User: BJaruszewski  
 Printed: 2/10/2022 9:00:38 AM  
 Period 01 - 01  
 Fiscal Year 2022

Fund	Description	Budget	Period Amt	End Bal	Variance	Encumbered	Available	% Available
<b>2</b>	<b>Operations</b>							
2	Electric Expense Labor	107,676.00	9,892.89	9,892.89	97,783.11	0.00	97,783.11	90.81
2	Electric Expense OH	70,381.00	4,161.54	4,161.54	66,219.46	0.00	66,219.46	94.09
2	Powerhouse Supplies	1,000.00	0.00	0.00	1,000.00	0.00	1,000.00	100.00
2	Powerhouse Utilities	15,000.00	0.00	0.00	15,000.00	0.00	15,000.00	100.00
2	Streamgaging	6,330.00	0.00	0.00	6,330.00	0.00	6,330.00	100.00
2	Depreciation	492,198.00	0.00	0.00	492,198.00	0.00	492,198.00	100.00
<b>2</b>	<b>Operations</b>	<b>692,585.00</b>	<b>14,054.43</b>	<b>14,054.43</b>	<b>678,530.57</b>	<b>0.00</b>	<b>678,530.57</b>	<b>97.97</b>
<b>2</b>	<b>Maintenance</b>							
2	Maint Station Equip Labor	152,006.00	4,868.08	4,868.08	147,137.92	0.00	147,137.92	96.80
2	Maint Station Equip OH	94,890.00	943.95	943.95	93,946.05	0.00	93,946.05	99.01
2	Safety Supplies	1,000.00	0.00	0.00	1,000.00	0.00	1,000.00	100.00
2	Maint & Repairs - Facilities	80,000.00	0.00	0.00	80,000.00	0.00	80,000.00	100.00
2	Electronic Expense	5,000.00	0.00	0.00	5,000.00	0.00	5,000.00	100.00
2	Misc Hydro Expense	1,000.00	0.00	0.00	1,000.00	0.00	1,000.00	100.00
2	ComputerMicro Repair Replace	2,000.00	0.00	0.00	2,000.00	0.00	2,000.00	100.00
2	Power Line Repair & Maintenanc	10,000.00	0.00	0.00	10,000.00	0.00	10,000.00	100.00
2	Communications & Security	5,000.00	0.00	0.00	5,000.00	0.00	5,000.00	100.00
2	Routine Road Maintenance	15,000.00	0.00	0.00	15,000.00	0.00	15,000.00	100.00
2	Shop Supplies	500.00	0.00	0.00	500.00	0.00	500.00	100.00
<b>2</b>	<b>Maintenance</b>	<b>366,396.00</b>	<b>5,812.03</b>	<b>5,812.03</b>	<b>360,583.97</b>	<b>0.00</b>	<b>360,583.97</b>	<b>98.41</b>
<b>2</b>	<b>Administrative</b>							
2	Administrative Labor	97,366.00	3,528.37	3,528.37	93,837.63	0.00	93,837.63	96.38
2	Administrative OH	73,099.00	1,615.57	1,615.57	71,483.43	0.00	71,483.43	97.79
2	Office Expense	500.00	0.00	0.00	500.00	0.00	500.00	100.00
2	APPA & NHA Dues	8,000.00	6,828.16	6,828.16	1,171.84	0.00	1,171.84	14.65
2	Legal Fees General Matters	20,000.00	0.00	0.00	20,000.00	0.00	20,000.00	100.00
2	Auditing Services	8,912.00	0.00	0.00	8,912.00	0.00	8,912.00	100.00
2	Engineering Consulting	10,000.00	0.00	0.00	10,000.00	0.00	10,000.00	100.00
2	Haz Mat Business Plan	500.00	0.00	0.00	500.00	0.00	500.00	100.00
2	Liability & Property Insurance	223,200.00	0.00	0.00	223,200.00	0.00	223,200.00	100.00
2	Property and Use Taxes	2,000.00	0.00	0.00	2,000.00	0.00	2,000.00	100.00
2	FERC Admin & Land Fees	30,000.00	0.00	0.00	30,000.00	0.00	30,000.00	100.00
2	USFS Campground Fee	36,000.00	0.00	0.00	36,000.00	0.00	36,000.00	100.00
<b>2</b>	<b>Administrative</b>	<b>509,577.00</b>	<b>11,972.10</b>	<b>11,972.10</b>	<b>497,604.90</b>	<b>0.00</b>	<b>497,604.90</b>	<b>97.65</b>
<b>Expense</b>		<b>1,568,558.00</b>	<b>31,838.56</b>	<b>31,838.56</b>	<b>1,536,719.44</b>	<b>0.00</b>	<b>1,536,719.44</b>	<b>97.9702</b>

<b>Fund</b>	<b>Description</b>	<b>Budget</b>	<b>Period Amt</b>	<b>End Bal</b>	<b>Variance</b>	<b>Encumbered</b>	<b>Available</b>	<b>% Available</b>
<b>Total</b>								
2	Tri Dam Power Authority	1,568,558.00	31,838.56	31,838.56	1,536,719.44	0.00	1,536,719.44	97.97
<b>Expense</b>		<b>1,568,558.00</b>	<b>31,838.56</b>	<b>31,838.56</b>	<b>1,536,719.44</b>	<b>0.00</b>	<b>1,536,719.44</b>	<b>97.9702</b>
<b>Total</b>								

# Tri-Dam Power Authority

## Statement of Obligations

January 1, 2022 to January 31, 2022

**TRI-DAM POWER AUTHORITY  
STATEMENT OF OBLIGATIONS**

**Period Covered**  
**January 1, 2022 to January 31, 2022**

**Total Obligations:** **5** **checks** **in the amount of** **\$8,161.77**  
**(See attached Vendor Check Register Report)**

**CERTIFICATION**

**OAKDALE IRRIGATION DISTRICT**

**SOUTH SAN JOAQUIN IRRIGATION DISTRICT**

\_\_\_\_\_  
Thomas D. Orvis

\_\_\_\_\_  
John Holbrook

\_\_\_\_\_  
Ed Tobias

\_\_\_\_\_  
Robert A. Holmes

\_\_\_\_\_  
Linda Santos

\_\_\_\_\_  
Dave Kamper

\_\_\_\_\_  
Herman Doornenbal

\_\_\_\_\_  
Glenn Spyksma

\_\_\_\_\_  
Brad DeBoer

\_\_\_\_\_  
Mike Weststeyn

To: Peter Rietkerk, SSJID General Manager:

THE UNDERSIGNED, EACH FOR HIMSELF, CERTIFIES THAT HE IS PRESIDENT OR SECRETARY OF THE TRI-DAM POWER AUTHORITY; THAT THE AMOUNTS DESIGNATED ABOVE HAVE BEEN ACTUALLY, AND NECESSARILY AND PROPERLY EXPENDED OR INCURRED AS AN OBLIGATION OF THE TRI-DAM POWER AUTHORITY FOR WORK PERFORMED OR MATERIALS FURNISHED FOR OPERATIONS AND MAINTENANCE OF THE SAND BAR PROJECT; THAT WARRANTS FOR PAYMENT OF SAID AMOUNTS HAVE BEEN DRAWN ON THE SAND BAR PROJECT O & M CHECKING ACCOUNT AT OAK VALLEY COMMUNITY BANK, SONORA, CALIFORNIA.

TRI-DAM POWER AUTHORITY  
PRESIDENT,

TRI-DAM POWER AUTHORITY  
SECRETARY,

\_\_\_\_\_  
Herman Doornenbal, President      Date

\_\_\_\_\_  
Jarom Zimmerman, General Manager      Date  
Secretary



# Authority

## January Checks by Amount



Check	Vendor No	Vendor	Date	Description	Amount
208243	10827	National Hydropower Assoc., Inc.	01/06/2022	Annual Membership Dues	6,828.16
208245	11333	Fedak & Brown LLP	01/14/2022		725.00
208247	11389	Paris Kincaid Wasiewski	01/14/2022		270.00
208244	10649	Sonora Rentals & Sales	01/06/2022		258.61
208246	11343	Tim O'Laughlin	01/14/2022		80.00

Report Total: \$ 8,161.77

# BOARD AGENDA REPORT

Date: 2/17/2022

Staff: Mia Brown

---

**SUBJECT: Resolution TDPA 2022-03 to Implement Teleconferencing Requirements during a Proclaimed State of Emergency**

---

**RECOMMENDED ACTION:** Approve Resolution TDPA 2022-03 proclaiming a local emergency, which authorizes remote teleconference meetings.

---

**BACKGROUND AND/OR HISTORY:**

On September 17, 2021 Assembly Bill 361 (AB 361) was signed and took effect on October 1, 2021. AB 361 replaced some provisions of Executive Order N-29-20, which allows local legislative bodies to hold remote teleconference meetings. The resolution will allow the Authority a thirty (30) day period to continue remote meetings, or until conditions improve or the Executive Order is cancelled. A subsequent resolution will need to be passed every thirty days to continue the remote meetings.

**FISCAL IMPACT:** None

**ATTACHMENTS:** Resolution TDPA 2022-03

---

**Board Motion:**

**Motion by:** \_\_\_\_\_ **Second by:** \_\_\_\_\_

**VOTE:**

**OID:** DeBoer (Yes/No) Doornenbal (Yes/No) Orvis (Yes/No) Santos (Yes/No) Tobias (Yes/No)

**SSJID:** Holbrook (Yes/No) Holmes (Yes/No) Kamper (Yes/No) Spyksma (Yes/No) Weststeyn (Yes/No)

**TRI-DAM POWER AUTHORITY  
RESOLUTION No. TDPA 2022-03  
RESOLUTION TO IMPLEMENT TELECONFERENCING REQUIREMENTS  
DURING A PROCLAIMED STATE OF EMERGENCY**

**WHEREAS**, the Ralph M. Brown Act requires that all meetings of a legislative body of a local agency be open and public and that any person may attend and participate in such meetings;

**WHEREAS**, the Brown Act allows for legislative bodies to hold meetings by teleconference, but imposes specific requirements for doing so;

**WHEREAS**, on March 17, 2020, in order to address the need for public meetings during the present public health emergency, Governor Newsom issued Executive Order No. N-29-20, suspending the Act's teleconferencing requirements; and

**WHEREAS**, on June 11, 2021, Governor Newsom issued Executive Order No. N-8-21, continuing the suspension of the Brown Act's teleconferencing requirements through September 30, 2021; and

**WHEREAS**, these Executive Orders allowed legislative bodies to meet virtually as long as certain notice and accessibility requirements were met; and

**WHEREAS**, the State Legislature amended the Brown Act through Assembly Bill No. 361 (AB 361) on September 16, 2021; and

**WHEREAS**, AB 361 amended the Brown Act so that a local agency may use teleconferencing without complying with the regular teleconferencing requirements of the Act, where the legislative body holds a meeting during a proclaimed state of emergency and makes certain findings; and

**WHEREAS**, Government Code section 54953 requires that the legislative body make additional findings every 30 days in order to continue such teleconferencing.

**NOW THEREFORE**, the Board of Commissioners of the Tri-Dam Power Authority hereby finds, determines, declares, orders, and resolves as follows:

1. That the foregoing recitals are true and correct and incorporates them by this reference.
2. The Board of Commissioners ("Board") of the Tri-Dam Power Authority ("TDPA") finds, by a majority vote, the following:
  - a. That there exists a proclaimed state of emergency; and
  - b. State or local officials have imposed or recommended measures to promote social distancing.

3. TDPA staff is authorized to take all steps and perform all actions necessary to execute and implement this Resolution in compliance with Government Code section 54953.
4. That this Resolution shall take effect immediately and shall remain in effect for thirty (30) days thereafter, provided the conditions set forth in Section 2 remain.

**PASSED AND ADOPTED** by the Board of Commissioners of the Tri-Dam Power Authority this 17th day of February, 2022, by the following vote:

**OAKDALE IRRIGATION DISTRICT**

**AYES:**  
**NOES:**  
**ABSENT:**

**SOUTH SAN JOAQUIN IRRIGATION DISTRICT**

**AYES:**  
**NOES:**  
**ABSENT:**

**TRI-DAM POWER AUTHORITY**

---

Herman Doornenbal, President

---

Jarom Zimmerman, Secretary

# BOARD AGENDA REPORT

Date: 2/17/2022  
Staff: Jarom Zimmerman

---

**SUBJECT: Possible Schedule Change to March Board Meeting**

---

**RECOMMENDED ACTION:** Discussion and possible action to change the time and/or date of the March regular Tri-Dam Power Authority board meeting due to a scheduling conflict with the Oakdale Annual Ag Scholarship Luncheon

---

**BACKGROUND AND/OR HISTORY:**

The regular Tri-Dam Power Authority board meeting is scheduled for March 17 at 9:00 a.m., at the offices of Oakdale Irrigation District. The annual Oakdale Chamber of Commerce Ag Scholarship Luncheon is scheduled for March 17 from 11:00 a.m. to 1:30 p.m.

**FISCAL IMPACT:** None

**ATTACHMENTS:** None

---

**Board Motion:**

**Motion by:** \_\_\_\_\_ **Second by:** \_\_\_\_\_

**VOTE:**

**OID:** DeBoer (Yes/No) Doornenbal (Yes/No) Orvis (Yes/No) Santos (Yes/No) Tobias (Yes/No)

**SSJID:** Holbrook (Yes/No) Holmes (Yes/No) Kamper (Yes/No) Weststeyn (Yes/No) Spyksma (Yes/No)