



AGENDA MATERIALS
TRI-DAM PROJECT



TRI-DAM POWER
AUTHORITY



BOARD MEETING

June 16, 2022

**REGULAR BOARD MEETING
AGENDA
TRI-DAM PROJECT
of THE OAKDALE IRRIGATION DISTRICT and
THE SOUTH SAN JOAQUIN IRRIGATION DISTRICT
JUNE 16, 2022
9:00 A.M.**

**South San Joaquin Irrigation District
11011 Hwy 120
Manteca, CA 95336**

*** SEE BELOW FOR INSTRUCTIONS REGARDING PUBLIC COMMENT AND
PARTICIPATION**

NOTICE: Coronavirus (COVID-19)

A COMPLETE COPY OF THE AGENDA PACKET WILL BE AVAILABLE ON THE OAKDALE IRRIGATION DISTRICT WEB SITE (www.oakdaleirrigation.com) ON MONDAY, JUNE 13, 2022 AT 9:00 A.M. ALL WRITINGS THAT ARE PUBLIC RECORDS AND RELATE TO AN AGENDA ITEM WHICH ARE DISTRIBUTED TO A MAJORITY OF THE BOARD OF DIRECTORS LESS THAN 72 HOURS PRIOR TO THE MEETING NOTICED ABOVE WILL BE MADE AVAILABLE ON THE OAKDALE IRRIGATION DISTRICT WEB SITE (www.oakdaleirrigation.com).

**INFORMATION FOR MEETING DURING CONTINUED PROCLAIMED STATE OF
EMERGENCY**

(Effective 3/27/2020 – until further notice):

Pursuant to California Governor Gavin Newsom's Executive Order N-29-20, a local legislative body is authorized to hold public meetings via teleconferencing and to make public meetings accessible telephonically or otherwise electronically to all members of the public who wish to participate and to provide public comment to the local legislative body during the current health emergency. The Tri-Dam Project and Tri-Dam Power Authority Board of Directors (Tri-Dam Directors) will adhere to and implement the provisions of the Governor's Executive Order related to the Brown Act and the utilization of technology to facilitate participation.

*The location of the Tri-Dam meeting will be at the office of the South San Joaquin Irrigation District, 11011 Highway 120, Manteca. This facility is open to the public for meeting attendance, but seating is limited to maintain social distancing.

Members of the public who wish to participate, listen to, and provide comment on agenda items remotely can do so by clicking

<https://ssjid.zoom.us/j/98120276218?pwd=ZzZ0dkxhMGN4TFd2d2poZGhJemVvdz09> or by calling (669) 900-9128, then entering Meeting ID: 981-2027-6218, password 700546. All speakers commenting on Agenda Items are limited to five (5) minutes.

Members of the public may also submit public comments in advance by e-mailing dbarney@ssjid.com by 4:30 p.m., Wednesday, June 15, 2022.

In addition to the conditions set forth above, the Tri-Dam Directors will use sound discretion and make reasonable efforts to adhere as closely as reasonably possible to the provisions of the Brown Act, and other applicable local laws regulating the conduct of public meetings.

In compliance with the Americans with Disabilities Act, a person requiring an accommodation, auxiliary aid, or service to participate in this meeting should contact the Executive Assistant at (209) 249-4623, as far in advance as possible but no later than 24 hours before the scheduled event. Best efforts will be made to fulfill the request.

CALL TO ORDER

PLEDGE OF ALLEGIANCE

ROLL CALL: John Holbrook, Bob Holmes, Dave Kamper, Glenn Spyksma, Mike Weststeyn
Brad DeBoer, Herman Doornenbal, Tom Orvis, Linda Santos, Ed Tobias

PUBLIC COMMENT

CONSENT CALENDAR

ITEMS 1 - 3

1. Approve the regular board meeting minutes of May 19, 2022.
2. Approve the advisory committee meeting minutes of June 7, 2022.
3. Approve the May financial statements and statement of obligations.

ACTION CALENDAR

ITEMS 4 - 6

4. Discuss and consider adoption of Resolution TDP 2022-10 to implement teleconferencing requirements during a proclaimed state of emergency.
5. Discussion and possible action to approve the 2022 unrepresented employee pay schedule.
6. Discussion and possible action to approve the timber replacement of the Mill Creek Bridge.

COMMUNICATIONS

ITEMS 7 - 10

7. Staff reports as follows:
 - a. General Manager Report
 - b. Operations & Maintenance Report
 - c. Compliance Report
8. Generation Report
9. Fisheries studies on the Lower Stanislaus River
10. Directors' Comments

CLOSED SESSION**ITEM 11**

11. a. CONFERENCE WITH LEGAL COUNSEL – EXISTING LITIGATION
Government Code § 54956.9(d)(1)
 1. *Tri-Dam v. Scott Frazier*
Eastern District of California No: 1:20-cv-00408-SKO
 2. *Tri-Dam v. MWH Americas, Inc., et al.*
Tuolumne County Superior Court, Case No. CV61638
 3. *SJTA v. State Water Resources Control Board*
Judicial Council Coordination Proceeding 5013
- b. CONFERENCE WITH LEGAL COUNSEL – ANTICIPATED LITIGATION
Possible Initiation of Litigation
Government Code § 54956.9(d)(4)
Four (4) cases
- c. CONFERENCE WITH LEGAL COUNSEL – ANTICIPATED LITIGATION
Significant Exposure to Litigation
Government Code § 54956.9(d)(2)
Two (2) cases

ADJOURNMENT**ITEM 12**

12. Adjourn to the next regularly scheduled meeting

BOARD AGENDA REPORT

Date: 6/16/2022
Staff: Brian Jaruszewski

SUBJECT: Tri-Dam Project May 2022 Minutes

RECOMMENDED ACTION: Recommend Approval of May 19, 2022 Minutes

BACKGROUND AND/OR HISTORY:

FISCAL IMPACT:

ATTACHMENTS:

Board Motion:

Motion by: _____ **Second by:** _____

VOTE:

OID: DeBoer (Yes/No) Doornenbal (Yes/No) Orvis (Yes/No) Santos (Yes/No) Tobias (Yes/No)

SSJID: Holbrook (Yes/No) Holmes (Yes/No) Kamper (Yes/No) Spyksma (Yes/No) Weststeyn (Yes/No)

**TRI-DAM PROJECT
MINUTES OF THE JOINT BOARD
OF DIRECTORS REGULAR MEETING**

May 19, 2022
Oakdale, California

The Joint Boards of Directors of the Oakdale Irrigation District and the South San Joaquin Irrigation District met in joint session at the office of Oakdale Irrigation District in Oakdale, California, on the above date for the purpose of conducting business of the Tri-Dam Project, pursuant to the resolution adopted by each of the respective Districts on July 29, 1955.

President Orvis called the meeting to order at 9:00 a.m.

OID DIRECTORS

SSJID DIRECTORS

DIRECTORS PRESENT:

BRAD DeBOER
HERMAN DOORNENBAL
TOM ORVIS
ED TOBIAS
LINDA SANTOS

JOHN HOLBROOK
BOB HOLMES
DAVE KAMPER
GLENN SPYKSMA
MIKE WESTSTEYN

DIRECTORS ABSENT:

Also, Present:

Jarom Zimmerman, General Manager, Tri-Dam Project; Brian Jaruszewski, Admin. & Finance Manager, Tri-Dam Project; Genna Modrell, Admin. & Finance Asst., Tri-Dam Project; Susan Larson, Compliance Coordinator, Tri-Dam Project; Peter Rietkerk, General Manager, SSJID; Sharon Cisneros, Interim General Manager, OID; Tim Wasiewski, Counsel; Tim O'Laughlin, Counsel, Derrick Whipple, Alliant Insurance Services; Allen Tyler, Gallagher, A.J. Gallagher & Co. Insurance Brokers

PUBLIC COMMENT

None.

CONSENT CALENDAR

ITEM #1 Approve the regular board meeting minutes of April 21, 2022.

ITEM #2 Approve the April financial statements and statement of obligations.

Director Holbrook moved to approve the consent calendar. Director Santos seconded the motion.

The motion passed by the following roll call vote:

AYES: DeBoer, Doornenbal, Orvis, Santos, Tobias, Holbrook, Holmes, Kamper, Spyksma, Weststeyn

NOES: None

ABSTAINING: None

ABSENT: None

ACTION CALENDAR

ITEM #3 Discuss and consider adoption of Resolution TDP 2022-07 to implement teleconferencing requirements during a proclaimed state of emergency.

Director Kamper moved to approve as presented with Sharon Cisneros as Interim General Manager. Director Doornenbal seconded the motion.

The motion passed by the following roll call vote:

AYES: Doornenbal, Orvis, Tobias, Holbrook, Holmes, Kamper, Spyksma

NOES: DeBoer, Santos, Weststeyn

ABSTAINING: None

ABSENT: None

TRI-DAM PROJECT
RESOLUTION No. TDP 2022-07
RESOLUTION TO IMPLEMENT TELECONFERENCING REQUIREMENTS
DURING A PROCLAIMED STATE OF EMERGENCY

WHEREAS, the Ralph M. Brown Act requires that all meetings of a legislative body of a local agency be open and public and that any person may attend and participate in such meetings;

WHEREAS, the Brown Act allows for legislative bodies to hold meetings by teleconference, but imposes specific requirements for doing so;

WHEREAS, on March 17, 2020, in order to address the need for public meetings during the present public health emergency, Governor Newsom issued Executive Order No. N-29-20, suspending the Act's teleconferencing requirements; and

WHEREAS, on June 11, 2021, Governor Newsom issued Executive Order No. N-8-21, continuing the suspension of the Brown Act's teleconferencing requirements through September 30, 2021; and

WHEREAS, these Executive Orders allowed legislative bodies to meet virtually as long as certain notice and accessibility requirements were met; and

WHEREAS, the State Legislature amended the Brown Act through Assembly Bill No. 361 (AB 361) on September 16, 2021; and

WHEREAS, AB 361 amended the Brown Act so that a local agency may use teleconferencing without complying with the regular teleconferencing requirements of the Act, where the legislative body holds a meeting during a proclaimed state of emergency and makes certain findings; and

WHEREAS, Government Code section 54953 requires that the legislative body make additional findings every 30 days in order to continue such teleconferencing.

NOW THEREFORE, the Board of Directors of the Tri-Dam Project hereby finds, determines, declares, orders, and resolves as follows:

1. That the foregoing recitals are true and correct and incorporates them by this reference.
2. The Board of Directors (“Board”) of the Tri-Dam Project (“TDP”) finds, by a majority vote, the following:
 - a. That there exists a proclaimed state of emergency; and
 - b. State or local officials have imposed or recommended measures to promote social distancing.
3. TDP staff is authorized to take all steps and perform all actions necessary to execute and implement this Resolution in compliance with Government Code section 54953.
4. That this Resolution shall take effect immediately and shall remain in effect for thirty (30) days thereafter, provided the conditions set forth in Section 2 remain.

ITEM #4 Discussion and possible action to approve 2022-2023 Insurance Renewal.

Jarom Zimmerman provided a timeline and summary of the current insurance renewal activities, and recommended appointing Alliant Insurance Services as Tri-Dam’s insurance broker of record.

Director Holbrook moved to approve changing the broker to Alliant Insurance Services. Director Doornenbal seconded the motion.

The motion failed by the following roll call vote:
AYES: Doornenbal, Holbrook, Holmes, Kamper
NOES: DeBoer, Orvis, Santos, Tobias, Spyksma, Weststeyn
ABSTAINING: None
ABSENT: None

Director Holbrook moved to defer this item to the Advisory Meeting of June 6, 2022 and authorize the Advisory Committee to bind the Board with respect to any action to appoint or re-appoint an insurance broker. Director Santos seconded the motion.

The motion passed by the following roll call vote:
AYES: DeBoer, Orvis, Santos, Tobias, Holbrook, Holmes, Kamper, Spyksma, Weststeyn
NOES: Doornenbal
ABSTAINING: None
ABSENT: None

ITEM #5 Discussion and possible action to approve Resolution TDP 2022-08 Authorization for Maintenance of Bank Accounts.

Director Santos moved to approve Resolution TDP 2022-08 as presented with Sharon Cisneros as Interim General Manager. Director Spyksma seconded the motion.

The motion passed by the following roll call vote:

AYES: DeBoer, Doornenbal, Orvis, Santos, Tobias, Holbrook, Holmes, Kamper, Spyksma, Weststeyn

NOES: None

ABSTAINING: None

ABSENT: None

TRI-DAM PROJECT RESOLUTION NO. TDP 2022-08

Oakdale Irrigation District

South San Joaquin Irrigation District

AUTHORIZATION FOR MAINTENANCE OF BANK ACCOUNTS

WHEREAS, the Joint Board of Directors of said Tri-Dam Project desires that specific persons be authorized to sign checks;

NOW THEREFORE, BE IT RESOLVED, that the persons designated to sign checks on the checking account, effective June 1, 2022, together with their respective titles, are as follows:

BANK: Oak Valley Community Bank

CHECK SIGNATORIES:

Jarom Zimmerman, General Manager, Tri-Dam Project

Brian Jaruszewski, Finance and Administrative Manager, Tri-Dam Project

Scot Moody, General Manager, Oakdale Irrigation District

Peter M. Rietkerk, General Manager, South San Joaquin Irrigation District

Sharon Cisneros, Chief Financial Officer, Oakdale Irrigation District

BE IT FURTHER RESOLVED, that two signatures from the "CHECK SIGNATORIES" listed above are required on checks.

ITEM #6 Discussion and possible action to approve Resolution TDP 2022-09 Establishment of a Custodial Deposits Account at Oak Valley Community Bank.

Brian Jaruszewski stated that the Project is holding deposits relevant to Tulloch permitting and communication site contracts which should be held separate from the regular operating fund.

Director Doornenbal moved to approve as presented with Sharon Cisneros as Interim General Manager. Director Holmes seconded the motion.

The motion passed by the following roll call vote:

AYES: DeBoer, Doornenbal, Orvis, Santos, Tobias, Holbrook, Holmes, Kamper, Spyksma, Weststeyn

NOES: None

ABSTAINING: None

ABSENT: None

ITEM #7 Discussion and possible action related to designating the date of one Tri-Dam Project regular meeting in Strawberry.

After a brief discussion, the Board agreed to move the August 18, 2022 regular meeting location to the Tri-Dam office in Strawberry, CA.

Director Weststeyn moved to approve August 18, 2022 in Strawberry. Director Doornenbal seconded the motion.

The motion passed by the following roll call vote:

AYES: Doornenbal, DeBoer, Orvis, Santos, Tobias, Holmes, Spyksma, Weststeyn

NOES: Holbrook, Kamper

ABSTAINING: None

ABSENT: None

ITEM #8 Discussion and possible action to approve the 2022 employee wage increase.

Jarom Zimmerman presented the IBEW represented employee wage schedule and increase effective for the full pay period that includes June 1, 2022.

Director Santos moved to approve as presented. Director Holbrook seconded the motion.

The motion passed by the following roll call vote:

AYES: DeBoer, Doornenbal, Orvis, Santos, Tobias, Holbrook, Holmes, Kamper, Spyksma, Weststeyn

NOES: None

ABSTAINING: None

ABSENT: None

ITEM #9 Discussion and possible action to approve fiscal year 2022 budget amendment.

Brian Jaruszewski presented an amended fiscal year 2022 capital budget, which includes the deferral (or elimination) of several projects, cost reductions in the current year for some projects, and cost increases to other projects.

Director Kamper moved to approve as presented. Director Doornenbal seconded the motion.

The motion passed by the following roll call vote:

AYES: DeBoer, Doornenbal, Orvis, Santos, Tobias, Holbrook, Holmes, Kamper, Spyksma, Weststeyn

NOES: None

ABSTAINING: None

ABSENT: None

ITEM #10 Discussion and possible action to approve two (2) 2023 Chevy 3500 4WD, Double Cab, 162" Work Trucks.

Jarom Zimmerman answered Directors' questions and recommended purchasing two Chevy 3500 4WD Work Trucks from Steve's Chevrolet and two truck bed from Stiles Truck Body & Equipment, Inc.

Director Kamper moved to purchase the vehicles as presented. Director Tobias seconded the motion.

The motion passed by the following roll call vote:

AYES: DeBoer, Doornenbal, Santos, Tobias, Holbrook, Holmes, Kamper, Spyksma

NOES: Orvis, Weststeyn

ABSTAINING: None

ABSENT: None

ITEM #11 Discussion and possible action to award a contract to HDR Engineering to revise the Probable Maximum Flood (PMF) analysis and report, and to respond to comments made by FERC.

Jarom Zimmerman provided an update on the PMF study, and stated that HDR would correct the original deficiencies and finalize the response to FERC comments.

Director Spyksma moved to approve as presented. Director Santos seconded the motion.

The motion passed by the following roll call vote:

AYES: DeBoer, Doornenbal, Orvis, Santos, Tobias, Holbrook, Holmes, Kamper, Spyksma, Weststeyn

NOES: None

ABSTAINING: None

ABSENT: None

COMMUNICATIONS

ITEM #12 Tri-Dam Project and Tri-Dam Power Authority Consolidation Update

Jarom Zimmerman provided an update on the efforts to consolidate the two (2) entities. Specifically, that FERC would categorize the consolidation as a license transfer, rather than a name change. As such, the license would be opened up for a public comment period which could result in additional costly or burdensome requirements. FERC also stated that the water rights would need to be in the name of the new JPA, to whom the license is issued, and not in the Districts' name.. Therefore, efforts to consolidate the entities will not continue.

ITEM #13 Staff Reports

Jarom Zimmerman presented the staff reports and responded to Director questions.

ITEM #14 Generation Report

No discussion.

ITEM #15 Fisheries Studies on the Lower Stanislaus River

No discussion.

ITEM #16 Directors Comments

The Directors thanked Jarom, Brian, Susan, Genna, and staff for another great board packet.

Director Kamper stated 40% unimpaired flows – no battle? Asking OID Board to reconsider.

Director Tobias thank Jarom for the work on insurance.

Director Santos thanked Sharon Cisneros for stepping in as Interim General Manager and hoping for a continued collaborative effort. Looking forward to positive changes.

Director DeBoer commented “We are blessed with a great water right and we should give thanks to our forefathers.”

Recess to Tri-Dam Power Authority

President Orvis recessed to the Tri-Dam Power Authority Board of Commissioners meeting at 11:08 a.m.

The Tri-Dam Project meeting resumed at 11:13 a.m. after the Tri-Dam Power Authority meeting adjourned.

President Orvis announced before closed session that the following items would be discussed. The Board took a brief recess at 11:14 a.m. and convened to Closed Session at 11:25 a.m.

ITEM #17 Closed Session

- a. CONFERENCE WITH REGAL PROPERTY NEGOTIATOR
Government Code § 54956.8
Property: Assessor’s Parcel Number: 061-057-001, Connor Estates Drive
Agency Negotiators: Jarom Zimmerman, Brian Jaruszewski and Susan Larson
Under Negotiations: Price and Terms of payment of sale
- b. CONFERENCE WITH LEGAL COUNSEL – EXISTING LITIGATION
Government Code § 54956.9(d)(1)
 1. *Tri-Dam v. Scott Frazier*
Eastern District of California No: 1:20-cv-00408-SKO
 2. *Tri-Dam v. MWH Americas, Inc., et al.*
Tuolumne County Superior Court, Case No. CV61638
 3. *SJTA v. State Water Resources Control Board*
Judicial Council Coordination Proceeding 5013
- c. CONFERENCE WITH LEGAL COUNSEL – ANTICIPATED LITIGATION
Possible Initiation of Litigation
Government Code § 54956.9(d)(4)
Four (4) cases
- d. CONFERENCE WITH LEGAL COUNSEL – ANTICIPATED LITIGATION
Significant Exposure to Litigation
Government Code § 54956.9(d)(2)

Two (2) cases

e. CONFERENCE WITH REAL PROPERTY NEGOTIATOR

Government Code § 54956.8

Negotiating Parties: Oakdale Irrigation District, South San Joaquin Irrigation District, and San Joaquin Tributaries Authority and Stockton East Water District

Property: Water

Agency Negotiators: OID & SSJID General Manager and Water Counsel

Under Negotiations: Price and Terms of payment of sale

At the hour of 12:04 p.m., the Board reconvened to open session.

Disclosure of reportable actions taken in Closed Session, pursuant to Government Code Section 54957.1: There were no reportable actions taken in closed session.

ADJOURNMENT

President Orvis adjourned the meeting at 12:04 p.m.

The next regular board meeting is scheduled for June 16, 2022, at the offices of South San Joaquin Irrigation District, Manteca, California beginning at 9:00 a.m.

ATTEST:

Jarom Zimmerman
Secretary, Tri-Dam Project

BOARD AGENDA REPORT

Date: 6/16/2022
Staff: Brian Jaruszewski

SUBJECT: Tri-Dam Project June 2022 Advisory Minutes

RECOMMENDED ACTION: Recommend Approval of June 7, 2022 Minutes

BACKGROUND AND/OR HISTORY:

FISCAL IMPACT:

ATTACHMENTS:

Board Motion:

Motion by: _____ **Second by:** _____

VOTE:

OID: DeBoer (Yes/No) Doornenbal (Yes/No) Orvis (Yes/No) Santos (Yes/No) Tobias (Yes/No)

SSJID: Holbrook (Yes/No) Holmes (Yes/No) Kamper (Yes/No) Spyksma (Yes/No) Weststeyn (Yes/No)

**TRI-DAM PROJECT
ADVISORY COMMITTEE
MEETING MINUTES**

June 7, 2022
Manteca, California

The Tri-Dam Advisory Committee met at the office of South San Joaquin Irrigation District in Manteca, California, on the above date for the purpose of conducting business of the Tri-Dam Project, pursuant to direction by the Boards of Directors of the Oakdale and South San Joaquin Irrigation Districts at their joint meeting of the Tri-Dam Project, held May 19, 2022.

President Holmes called the meeting to order at 3:00 p.m.

DIRECTORS PRESENT:

OID DIRECTORS

HERMAN DOORNENBAL
TOM ORVIS

SSJID DIRECTORS

BOB HOLMES
DAVE KAMPER

Also, Present:

Jarom Zimmerman, General Manager, Tri-Dam Project; Brian Jaruszewski, Admin. & Finance Manager, Tri-Dam Project; Mia S. Brown, SSJID General Counsel; Derek Whipple, Sr. Vice President, Alliant Insurance Services; Aiden Heisy, Client Executive, Alliant Insurance Services.

PUBLIC COMMENT

None.

ACTION CALENDAR

ITEM #1 Selection of Insurance Broker

Jarom Zimmerman explained the difficulties Tri-Dam has been having with its current insurance broker in receiving timely renewal quotes, and other matters. He then provided a brief introduction of Alliant Insurance Services representatives Derek Whipple and Aiden Heisy.

Alliant indicated that there should be no obstacles in obtaining 30-day extensions on all existing Tri-Dam insurance coverage, with the exception of Workers' Compensation, which operates under its own, largely inflexible timelines.

Director Orvis moved to approve Alliant Insurance Services as the new insurance broker for Tri-Dam. Director Kamper seconded the motion.

The motion passed by the following roll call vote:

AYES: Doornenbal, Orvis, Holmes, Kamper

NOES: None

ABSTAINING: None

ABSENT: None

ITEM #2 Power Marketing

Jarom Zimmerman provided a brief summary of where they are at in retaining a power marketing broker, and said he hopes to have a broker to present to the Board in the July 2022 board meeting.

ADJOURNMENT

President Holmes adjourned the meeting at 3:54 p.m.

ATTEST:

Jarom Zimmerman
Secretary, Tri-Dam Project

DRAFT

BOARD AGENDA REPORT

Date: 6/16/2022
Staff: Brian Jaruszewski

SUBJECT: Tri-Dam Project May 2022 Financial Statements

RECOMMENDED ACTION: Recommend Approval of May 2022 Financial Statements and Statement of Obligations

BACKGROUND AND/OR HISTORY:

Financial Statements (Balance Sheet and Income Statement) for Tri-Dam Project are presented monthly for approval. Note that these are unaudited financial statements. As such, they include accruals for certain revenues and expenditures.

Also submitted for approval is the Statement of Obligations for Tri-Dam Project.

FISCAL IMPACT: See Attachments

ATTACHMENTS: Tri-Dam Project Financial Statements
Tri-Dam Project Statement of Obligations

Board Motion:

Motion by: _____ **Second by:** _____

VOTE:

OID: DeBoer (Yes/No) Doornenbal (Yes/No) Orvis (Yes/No) Santos (Yes/No) Tobias (Yes/No)

SSJID: Holbrook (Yes/No) Holmes (Yes/No) Kamper (Yes/No) Spyksma (Yes/No) Weststeyn (Yes/No)



Tri-Dam Project Balance Sheets (unaudited)

	May 31, 2022	April 30, 2022	May 31, 2021
1 Assets			
2 Cash	\$ 12,109,671	\$ 9,889,862	\$ 7,596,812
3 Investment Securities & Money Market	14,028,483	14,028,483	14,681,698
4 Accounts Receivable	4,517,884	4,533,713	2,375,405
5 Prepaid Expenses	-	74,108	309,800
6 Capital Assets	112,659,309	112,116,358	107,721,771
7 Accumulated Depreciation	(55,389,099)	(55,229,099)	(53,368,474)
8 Intangible Assets	8,213,938	8,213,938	8,213,938
9 Accumulated Amortization - Intangibles	(2,687,017)	(2,667,556)	(2,472,946)
10 Other Assets	59,268	59,268	22,105
11 Deferred Outflows - Pension Related	1,703,113	1,703,113	3,095,459
12 Total Assets & Deferred Outflows	95,215,549	92,722,187	88,175,566
13			
14			
15 Liabilities			
16 Accounts Payable	166,894	158,586	131,133
17 Other Current Liabilities	240,431	247,622	428,545
18 Long-Term Liabilities	4,736,151	4,736,151	4,248,510
19 Deferred Inflows - Pension Related	1,112,546	1,112,546	2,576,399
20 Total Liabilities & Deferred Inflows	6,256,022	6,254,905	7,384,588
21			
22 Net Position			
23 Net Position - Beginning of Year	84,912,381	84,912,381	80,647,608
24 Contributed Capital - Districts	602,963	602,963	602,963
25 Distributions	(8,000,000)	(8,000,000)	(5,506,000)
26 YTD Net Revenues	11,444,183	8,951,937	5,046,407
27 Total Net Position	88,959,527	86,467,281	80,790,978
28			
29			
30 Total Liabilities and Net Position	\$ 95,215,549	\$ 92,722,187	\$ 88,175,566



Tri-Dam Project
Statement of Revenues and Expenses
 Period Ending May 31, 2022

	YTD Budget	YTD Actual	YTD Budget Variance	Budget Variance %	Prior Year Actual	Prior Year Variance	Prior Year Variance %	2022 Budget
1 Operating Revenues								
2 Power Sales	\$ 11,242,825	\$ 13,955,057	\$ 2,712,232	24.1%	\$ 8,779,681	\$ 5,175,375	58.9%	\$ 26,982,780
3 Transfer from Reserves	2,150,000	2,150,000	-	0.0%	-	2,150,000	0.0%	2,150,000
4 Headwater Benefit	153,688	90,000	(63,688)	-41.4%	90,000	-	-	368,852
5 Total Operating Revenues	13,546,513	16,195,057	2,648,543	19.6%	8,869,681	7,325,375	83%	29,501,632
6								
7 Operating Expenses								
8 Salaries and Wages	1,083,774	910,026	(173,748)	-16.0%	888,769	21,258	2.4%	2,561,648
9 Benefits and Overhead	1,547,780	1,359,360	(188,420)	-12.2%	548,305	811,055	147.9%	2,664,671
10 Operations	216,294	88,069	(128,224)	-59.3%	21,693	66,376	306.0%	519,105
11 Maintenance	568,458	203,236	(365,222)	-64.2%	320,677	(117,440)	-36.6%	1,364,300
12 General & Administrative	1,953,483	1,344,347	(609,136)	-31.2%	1,323,986	20,361	1.5%	4,688,360
13 Depreciation & Amortization	886,603	866,627	(19,976)	-2.3%	876,594	(9,967)	(0)	2,127,846
14 Total Operating Expenses	6,256,392	4,771,666	(1,484,726)	-23.7%	3,980,023	791,643	20%	13,925,930
15								
16 Net Income From Operations	7,290,122	11,423,391	4,133,269	56.7%	4,889,659	6,533,732	133.6%	15,575,702
17								
18 Nonoperating Revenues (Expenses)								
19 Investment Earnings	58,125	7,646	(50,479)	-86.8%	52,529	(44,884)	-85.4%	139,500
20 Change in Market Value of Investments	-	(124,907)	(124,907)	0.0%	(21,086)	(103,821)	492.4%	-
21 Water Sales	78,358	41,500	(36,858)	-47.0%	41,500	-	0.0%	188,059
22 Equipment Rental	-	2,400	2,400	0.0%	800	1,600	200.0%	-
23 Gain/(Loss) on Asset Disposal	-	-	-	0.0%	1,150	(1,150)	-100.0%	-
24 Reimbursements	88,055	61,808	(26,248)	-29.8%	57,896	3,911	6.8%	211,333
25 Other Nonoperating Revenue	33,703	32,346	(1,357)	-4.0%	23,959	8,387	0	80,886
26 Total Nonoperating Revenues (Expenses)	258,241	20,792	(237,448)	-91.9%	156,748	(135,956)	-87%	# 619,778
27								
28 Net Revenues	\$ 7,548,363	\$ 11,444,183	\$ 3,895,821	\$ 1	\$ 5,046,407	\$ 6,397,776	126.8%	# \$ 16,195,480
29								
30								
31								
32 Memo:	YTD Budget	YTD Actual	YTD Budget Variance					2022 Budget
33 Capital Expenditures	\$ 1,140,344	\$ 118,937	\$ (1,021,407)					\$ 2,736,825
34 Tulloch Day Use Site	\$ 640,552	\$ 805,896	\$ 165,344					\$ 1,537,325
35 Major Repairs - Hells Half Acre & 4700 Roads	\$ 91,667	\$ 4,096	\$ (87,571)					\$ 220,000
36 Major Repairs - Tulloch Unit 3 Access Rd	\$ 104,167	\$ -	\$ (104,167)					\$ 250,000



Tri-Dam Project
Statement of Revenues and Expenses
 Period Ending May 31, 2022

	MTD Budget	MTD Actual	MTD Budget Variance	Budget Variance %	Prior Year MTD Actual	Prior Year MTD Var	PY MTD Variance %	2022 Budget
1 Operating Revenues								
2 Power Sales	\$ 2,248,565	\$ 3,302,347	\$ 1,053,782	46.9%	\$ 1,912,723	\$ 1,389,624	72.7%	\$ 26,982,780
3 Transfer from Reserves	-	-	-	0.0%	-	-	0.0%	2,150,000
4 Headwater Benefit	30,738	-	(30,738)	-100.0%	-	-	-	368,852
5 Total Operating Revenues	2,279,303	3,302,347	1,023,045	44.9%	1,912,723	1,389,624	73%	29,501,632
6								
7 Operating Expenses								
8 Salaries and Wages	197,050	191,161	(5,889)	-3.0%	182,836	8,325	4.6%	2,561,648
9 Benefits and Overhead	222,056	120,268	(101,788)	-45.8%	109,849	10,419	9.5%	2,664,671
10 Operations	43,259	20,175	(23,084)	-53.4%	(1,565)	21,739	-1389.5%	519,105
11 Maintenance	113,692	40,254	(73,438)	-64.6%	53,775	(13,521)	-25.1%	1,364,300
12 General & Administrative	390,697	271,432	(119,265)	-30.5%	319,793	(48,361)	-15.1%	4,688,360
13 Depreciation & Amortization	177,321	179,461	2,141	1.2%	177,833	1,628	0	2,127,846
14 Total Operating Expenses	1,144,073	822,750	(321,323)	-28.1%	842,522	(19,772)	-2%	13,925,930
15								
16 Net Income From Operations	1,135,229	2,479,597	1,344,368	118.4%	1,070,201	1,409,396	131.7%	15,575,702
17								
18 Nonoperating Revenues (Expenses)								
19 Investment Earnings	11,625	1,824	(9,801)	-84.3%	2,462	(637)	-25.9%	139,500
20 Change in Market Value of Investments	-	-	-	0.0%	-	-	0.0%	-
21 Water Sales	15,672	-	(15,672)	-100.0%	-	-	0.0%	188,059
22 Equipment Rental	-	-	-	0.0%	200	(200)	-100.0%	-
23 Gain/(Loss) on Asset Disposal	-	-	-	0.0%	-	-	0.0%	-
24 Reimbursements	17,611	9,928	(7,683)	-43.6%	7,292	2,637	36.2%	211,333
25 Other Nonoperating Revenue	6,741	897	(5,843)	-86.7%	7,992	(7,095)	(1)	80,886
26 Total Nonoperating Revenues (Expenses)	51,648	12,650	(38,999)	-75.5%	17,945	(5,296)	-30%	619,778
27								
28 Net Revenues	\$ 1,186,877	\$ 2,492,247	\$ 1,305,369	110%	\$ 1,088,146	\$ 1,404,100	129.0%	\$ 16,195,480

	MTD Budget	MTD Actual	MTD Budget Variance		2022 Budget
31					
32 Memo:					
33 Capital Expenditures	\$ 228,069	\$ 87,107	\$ (140,962)		\$ 2,736,825
34 Tulloch Day Use Site	\$ 128,110	\$ 451,604	\$ 323,494		\$ 1,537,325
35 Major Repairs - Hells Half Acre & 4700 Roads	\$ 18,333	\$ 4,096	\$ (14,237)		\$ 220,000
36 Major Repairs - Tulloch Unit 3 Access Rd	\$ 20,833	\$ -	\$ (20,833)		\$ 250,000



Tri-Dam Project
Statement of Revenues and Expenses
 Period Ending May 31, 2022

	QTD Budget	QTD Actual	QTD Budget Variance	Budget Variance %	Prior Year QTD Actual	Prior Year QTD Var	PY QTD Variance %	2021 Budget
1 Operating Revenues								
2 Power Sales	\$ 4,497,130	\$ 6,652,282	\$ 2,155,152	47.9%	\$ 4,792,015	\$ 1,860,267	38.8%	\$ 26,982,780
3 Transfer from Reserves	\$ 2,150,000	2,150,000	-	0.0%	-	2,150,000	0.0%	2,150,000
4 Headwater Benefit	61,475	-	(61,475)	-100.0%	-	-	-	368,852
5 Total Operating Revenues	6,708,605	8,802,282	2,093,677	31.2%	4,792,015	4,010,267	84%	29,501,632
6								
7 Operating Expenses								
8 Salaries and Wages	394,100	375,466	(18,634)	-4.7%	426,021	(50,555)	-11.9%	2,561,648
9 Benefits and Overhead	444,112	240,679	(203,433)	-45.8%	245,241	(4,562)	-1.9%	2,664,671
10 Operations	86,518	40,304	(46,213)	-53.4%	5,461	34,843	638.0%	519,105
11 Maintenance	227,383	84,596	(142,787)	-62.8%	152,684	(68,088)	-44.6%	1,364,300
12 General & Administrative	781,393	654,504	(126,889)	-16.2%	641,554	12,950	2.0%	4,688,360
13 Depreciation & Amortization	354,641	359,902	5,261	1.5%	357,194	2,709	0	2,127,846
14 Total Operating Expenses	2,288,147	1,755,452	(532,695)	-23.3%	1,828,155	(72,703)	-4%	13,925,930
15								
16 Net Income From Operations	4,420,459	7,046,830	2,626,371	59.4%	2,963,860	4,082,969	137.8%	15,575,702
17								
18 Nonoperating Revenues (Expenses)								
19 Investment Earnings	23,250	3,037	(20,213)	-86.9%	12,386	(9,349)	-75.5%	139,500
20 Change in Market Value of Investments	-	-	-	0.0%	(890)	890	-100.0%	-
21 Water Sales	31,343	-	(31,343)	-100.0%	-	-	0.0%	188,059
22 Equipment Rental	-	-	-	0.0%	400	(400)	-100.0%	-
23 Gain/(Loss) on Asset Disposal	-	-	-	0.0%	-	-	0.0%	-
24 Reimbursements	35,222	15,814	(19,408)	-55.1%	21,546	(5,733)	-26.6%	211,333
25 Other Nonoperating Revenue	13,481	9,793	(3,688)	-27.4%	12,412	(2,619)	(0)	80,886
26 Total Nonoperating Revenues (Expenses)	103,296	28,644	(74,653)	-72.3%	45,855	(17,211)	-38%	619,778
27								
28 Net Revenues	\$ 4,523,755	\$ 7,075,474	\$ 2,551,719	56%	\$ 3,009,715	\$ 4,065,759	135.1%	\$ 16,195,480

General Ledger

Expense vs Budget with Encumbrances by Fund



User: BJaruszewski
 Printed: 6/8/2022 12:15:33 PM
 Period 01 - 05
 Fiscal Year 2022

Fund	Description	Budget	Period Amt	End Bal	Variance	Encumbered	Available	% Available
1	Corporate							
1	Bank Fees & Charges	13,500.00	5,181.14	5,181.14	8,318.86	0.00	8,318.86	61.62
1	Pension Expense-GASB 68	0.00	750,000.00	750,000.00	-750,000.00	0.00	-750,000.00	0.00
1	Corporate	13,500.00	755,181.14	755,181.14	-741,681.14	0.00	-741,681.14	-5,493.93
1	Operations							
1	Electric Exp Labor	827,423.00	477,117.56	477,117.56	350,305.44	0.00	350,305.44	42.34
1	Electric Exp OH	841,512.00	210,964.72	210,964.72	630,547.28	0.00	630,547.28	74.93
1	Interconnection Exp 3rd Unit	2,050.00	841.40	841.40	1,208.60	0.00	1,208.60	58.96
1	Power House & Dam Util	34,200.00	11,430.83	11,430.83	22,769.17	0.00	22,769.17	66.58
1	Monitoring Surveying	7,500.00	0.00	0.00	7,500.00	0.00	7,500.00	100.00
1	Operations Office Supplies	0.00	336.77	336.77	-336.77	0.00	-336.77	0.00
1	Dam Supplies	5,100.00	538.89	538.89	4,561.11	0.00	4,561.11	89.43
1	Furnishings & Misc. Equipment	16,100.00	552.62	552.62	15,547.38	0.00	15,547.38	96.57
1	Safety Supplies & Related	28,715.00	5,059.39	5,059.39	23,655.61	0.00	23,655.61	82.38
1	Site Utilities ME	59,100.00	18,251.17	18,251.17	40,848.83	0.00	40,848.83	69.12
1	Resource Mgmt USFS Beardsley	173,000.00	0.00	0.00	173,000.00	0.00	173,000.00	100.00
1	Travel & Conference	23,900.00	4,863.60	4,863.60	19,036.40	0.00	19,036.40	79.65
1	Schools & Training	16,700.00	0.00	0.00	16,700.00	0.00	16,700.00	100.00
1	Trustee Fees Operations	2,100.00	0.00	0.00	2,100.00	0.00	2,100.00	100.00
1	WECC Dynamic Modeling	14,500.00	8,871.07	8,871.07	5,628.93	0.00	5,628.93	38.82
1	Small Tools	2,000.00	0.00	0.00	2,000.00	0.00	2,000.00	100.00
1	Depreciation	2,127,846.00	648,243.92	648,243.92	1,479,602.08	0.00	1,479,602.08	69.54
1	FERC Relicense Amortization	0.00	13,849.98	13,849.98	-13,849.98	0.00	-13,849.98	0.00
1	Beardsley Recreation Amort	0.00	25,072.04	25,072.04	-25,072.04	0.00	-25,072.04	0.00
1	Operations	4,181,746.00	1,425,993.96	1,425,993.96	2,755,752.04	0.00	2,755,752.04	65.90
1	Maintenance							
1	Comms & Security Labor	1,177,066.00	405,386.80	405,386.80	771,679.20	0.00	771,679.20	65.56
1	Comms & Security OH	1,279,087.00	182,400.57	182,400.57	1,096,686.43	0.00	1,096,686.43	85.74
1	Maintenance Office Supplies	0.00	608.00	608.00	-608.00	0.00	-608.00	0.00
1	Safety Supplies & Related	23,000.00	822.55	822.55	22,177.45	8,001.45	14,176.00	61.63
1	Maint & Repairs - Structures	393,700.00	25,949.91	25,949.91	367,750.09	2,150.00	365,600.09	92.86
1	Maint & Repairs - Facilities	8,000.00	1,352.11	1,352.11	6,647.89	0.00	6,647.89	83.10
1	Maint & Repairs - Plant	0.00	4,689.13	4,689.13	-4,689.13	0.00	-4,689.13	0.00
1	Electronic Exp Ops Center	60,000.00	3,142.67	3,142.67	56,857.33	0.00	56,857.33	94.76
1	Site Improvements	5,000.00	825.77	825.77	4,174.23	0.00	4,174.23	83.48
1	Misc Hydro Expense	0.00	157.72	157.72	-157.72	0.00	-157.72	0.00

Fund	Description	Budget	Period Amt	End Bal	Variance	Encumbered	Available	% Available
1	Computer Micro Repair Replace	2,000.00	150.12	150.12	1,849.88	0.00	1,849.88	92.49
1	Radio Repair & Replace	2,700.00	0.00	0.00	2,700.00	0.00	2,700.00	100.00
1	Power Line Repairs & Maint	15,000.00	0.00	0.00	15,000.00	0.00	15,000.00	100.00
1	Comms & Security	67,500.00	33,342.01	33,342.01	34,157.99	0.00	34,157.99	50.60
1	Routine Road Maint	145,000.00	2,140.26	2,140.26	142,859.74	0.00	142,859.74	98.52
1	Travel & Conference	11,400.00	3,047.83	3,047.83	8,352.17	0.00	8,352.17	73.26
1	Schools & Training	24,400.00	3,595.00	3,595.00	20,805.00	8,640.00	12,165.00	49.86
1	Reservoir Management	47,000.00	3,255.51	3,255.51	43,744.49	1,333.72	42,410.77	90.24
1	Rolling Stock Maint/Repair	100,000.00	23,949.23	23,949.23	76,050.77	0.00	76,050.77	76.05
1	Shop Supplies	25,000.00	10,399.81	10,399.81	14,600.19	0.00	14,600.19	58.40
1	Small Tools	20,000.00	11,028.17	11,028.17	8,971.83	0.00	8,971.83	44.86
1	Miscellaneous Equipment	27,900.00	10,362.67	10,362.67	17,537.33	0.00	17,537.33	62.86
1	Disposal Expense	8,000.00	1,955.10	1,955.10	6,044.90	0.00	6,044.90	75.56
1	Fuel and Fuel Tax	150,000.00	64,596.36	64,596.36	85,403.64	0.00	85,403.64	56.94
1	Equipment Operation & Maint	8,700.00	0.00	0.00	8,700.00	0.00	8,700.00	100.00
1	Major Road Repairs	220,000.00	4,096.12	4,096.12	215,903.88	95,820.88	120,083.00	54.58
1	Maintenance	3,820,453.00	797,253.42	797,253.42	3,023,199.58	115,946.05	2,907,253.53	76.10
1	Administrative							
1	Administrative Labor	557,158.00	7,880.68	7,880.68	549,277.32	0.00	549,277.32	98.59
1	Administrative OH	516,140.00	208,358.90	208,358.90	307,781.10	0.00	307,781.10	59.63
1	Office & Administrative Expens	42,800.00	12,591.76	12,591.76	30,208.24	1,250.00	28,958.24	67.66
1	Prof. Organizations & Subscrip	33,130.00	25,606.63	25,606.63	7,523.37	0.00	7,523.37	22.71
1	Utilities Straw	52,200.00	20,796.76	20,796.76	31,403.24	0.00	31,403.24	60.16
1	Travel & Conference	22,500.00	1,659.68	1,659.68	20,840.32	0.00	20,840.32	92.62
1	Meals	6,000.00	387.58	387.58	5,612.42	0.00	5,612.42	93.54
1	Drug Testing & Physicals	2,000.00	184.00	184.00	1,816.00	0.00	1,816.00	90.80
1	Computers and Related	25,400.00	4,763.95	4,763.95	20,636.05	0.00	20,636.05	81.24
1	Schools & Training	1,500.00	0.00	0.00	1,500.00	0.00	1,500.00	100.00
1	Telephone Expense	48,300.00	18,305.66	18,305.66	29,994.34	0.00	29,994.34	62.10
1	Data Communications Services	5,500.00	2,409.19	2,409.19	3,090.81	0.00	3,090.81	56.20
1	Website Internet & Network	58,600.00	15,091.17	15,091.17	43,508.83	0.00	43,508.83	74.25
1	Legal Fees	346,500.00	114,247.92	114,247.92	232,252.08	0.00	232,252.08	67.03
1	Reservoir Management	1,000.00	0.00	0.00	1,000.00	0.00	1,000.00	100.00
1	Auditing Services	14,410.00	4,830.00	4,830.00	9,580.00	0.00	9,580.00	66.48
1	Accounting & PR Software & Svc	13,550.00	11,629.18	11,629.18	1,920.82	0.00	1,920.82	14.18
1	FERC Part 12 Inspections	309,240.00	22,656.08	22,656.08	286,583.92	242,685.25	43,898.67	14.20
1	Stategic Communication PR	25,000.00	300.00	300.00	24,700.00	24,700.00	0.00	0.00
1	License Condition Implement	8,500.00	0.00	0.00	8,500.00	0.00	8,500.00	100.00
1	Shoreline Erosion Mgmt Plan	30,000.00	0.00	0.00	30,000.00	0.00	30,000.00	100.00
1	Mussel Risk, Insp & Monitor	2,000.00	0.00	0.00	2,000.00	0.00	2,000.00	100.00
1	FERC Cultural Resource Tulloch	50,000.00	0.00	0.00	50,000.00	0.00	50,000.00	100.00
1	FERC Cultural Res - DonnBeard	10,000.00	5,081.75	5,081.75	4,918.25	57,609.23	-52,690.98	-526.91
1	FERC Cult Res Mon. Ongoing	115,000.00	0.00	0.00	115,000.00	0.00	115,000.00	100.00
1	Fish Study Publications	125,000.00	27,545.00	27,545.00	97,455.00	97,455.00	0.00	0.00
1	USBR Pln of Opr & SWRCB	500,000.00	71,882.50	71,882.50	428,117.50	0.00	428,117.50	85.62
1	Lower River Non-native Investi	475,000.00	285,367.93	285,367.93	189,632.07	231,630.86	-41,998.79	-8.84
1	Adult Chinook Life Cycle	150,000.00	88,674.57	88,674.57	61,325.43	75,746.36	-14,420.93	-9.61
1	Reliability Consulting	15,000.00	3,200.00	3,200.00	11,800.00	0.00	11,800.00	78.67
1	Labor Relations Neg/Consulting	5,000.00	0.00	0.00	5,000.00	0.00	5,000.00	100.00

Fund	Description	Budget	Period Amt	End Bal	Variance	Encumbered	Available	% Available
1	Haz Mat Business Plan	2,500.00	4,311.00	4,311.00	-1,811.00	0.00	-1,811.00	-72.44
1	Legal Fees Fish Studies	25,000.00	150.00	150.00	24,850.00	24,850.00	0.00	0.00
1	Liability Insurance	740,000.00	189,398.43	189,398.43	550,601.57	0.00	550,601.57	74.41
1	Property and Use Taxes	25,000.00	432.00	432.00	24,568.00	0.00	24,568.00	98.27
1	Legal-Stan River Basin Plan	10,000.00	0.00	0.00	10,000.00	0.00	10,000.00	100.00
1	Stanislaus River Basin Plan	588,175.00	0.00	0.00	588,175.00	0.00	588,175.00	100.00
1	Dam Safety Fees	271,300.00	87,826.51	87,826.51	183,473.49	1,955.26	181,518.23	66.91
1	State Water Rights Fees	27,375.00	0.00	0.00	27,375.00	0.00	27,375.00	100.00
1	FERC Admin & Land Fees	316,000.00	36,026.96	36,026.96	279,973.04	0.00	279,973.04	88.60
1	Streamgaging	74,664.00	30,875.00	30,875.00	43,789.00	24,700.02	19,088.98	25.57
1	Streamgaging Cert USGS	54,356.00	39,443.00	39,443.00	14,913.00	0.00	14,913.00	27.44
1	FERC USBR HWB Tulloch	90,500.00	106,512.34	106,512.34	-16,012.34	0.00	-16,012.34	-17.69
1	USFS Permit Fees	12,500.00	68.58	68.58	12,431.42	0.00	12,431.42	99.45
1	EAP Inundation Map	3,500.00	1,658.41	1,658.41	1,841.59	0.00	1,841.59	52.62
1	Legal - District Water Rights	60,000.00	13,927.50	13,927.50	46,072.50	0.00	46,072.50	76.79
1	Relicense Special Consultants	15,000.00	13,660.15	13,660.15	1,339.85	0.00	1,339.85	8.93
1	Administrative	5,882,298.00	1,477,740.77	1,477,740.77	4,404,557.23	782,581.98	3,621,975.25	61.57
1	Capital Exp Fixed Asset							
1	O'Byrnes Public Access Labor	0.00	19,641.31	19,641.31	-19,641.31	0.00	-19,641.31	0.00
1	O'Byrnes Public Access OH	0.00	7,635.88	7,635.88	-7,635.88	0.00	-7,635.88	0.00
1	Switch yard LED Lighting	0.00	96.16	96.16	-96.16	0.00	-96.16	0.00
1	GM Deck Replacement	0.00	10,293.32	10,293.32	-10,293.32	0.00	-10,293.32	0.00
1	O'Byrnes Public Access Prop	0.00	1,047,007.22	1,047,007.22	-1,047,007.22	595,859.59	-1,642,866.81	0.00
1	IT Hardware Upgrades	0.00	1,061.68	1,061.68	-1,061.68	7,935.08	-8,996.76	0.00
1	Move Gen out of Eq. Bldg	0.00	1,301.87	1,301.87	-1,301.87	0.00	-1,301.87	0.00
1	Flow Meters (all locations)	0.00	55,311.51	55,311.51	-55,311.51	79,291.50	-134,603.01	0.00
1	Microwave Upgrade - Mt. Liz	0.00	514.74	514.74	-514.74	0.00	-514.74	0.00
1	Self Dumping Hoppers	0.00	2,733.38	2,733.38	-2,733.38	0.00	-2,733.38	0.00
1	DDM 48' Valve Pos to SCADA	0.00	6,294.58	6,294.58	-6,294.58	0.00	-6,294.58	0.00
1	Div Tower & Comm site install	0.00	142.50	142.50	-142.50	5,245.00	-5,387.50	0.00
1	Division Point Roof	0.00	3,795.62	3,795.62	-3,795.62	0.00	-3,795.62	0.00
1	VOIP Phone System	0.00	1,924.77	1,924.77	-1,924.77	0.00	-1,924.77	0.00
1	Re-roof building ME	0.00	224.32	224.32	-224.32	0.00	-224.32	0.00
1	Primary & back up AC repl	0.00	24,494.50	24,494.50	-24,494.50	0.00	-24,494.50	0.00
1	Redundant AC Straw Pk	0.00	23,413.10	23,413.10	-23,413.10	0.00	-23,413.10	0.00
1	Capital Exp Fixed Asset	0.00	1,205,886.46	1,205,886.46	-1,205,886.46	688,331.17	-1,894,217.63	0.00
Expense Total		13,897,997.00	5,662,055.75	5,662,055.75	8,235,941.25	1,586,859.20	6,649,082.05	47.842
1	Tri Dam Project	13,897,997.00	5,662,055.75	5,662,055.75	8,235,941.25	1,586,859.20	6,649,082.05	47.84
Expense Total		13,897,997.00	5,662,055.75	5,662,055.75	8,235,941.25	1,586,859.20	6,649,082.05	47.842



Tri-Dam Project
Reserve Funds / Investment Portfolio
May 31, 2022

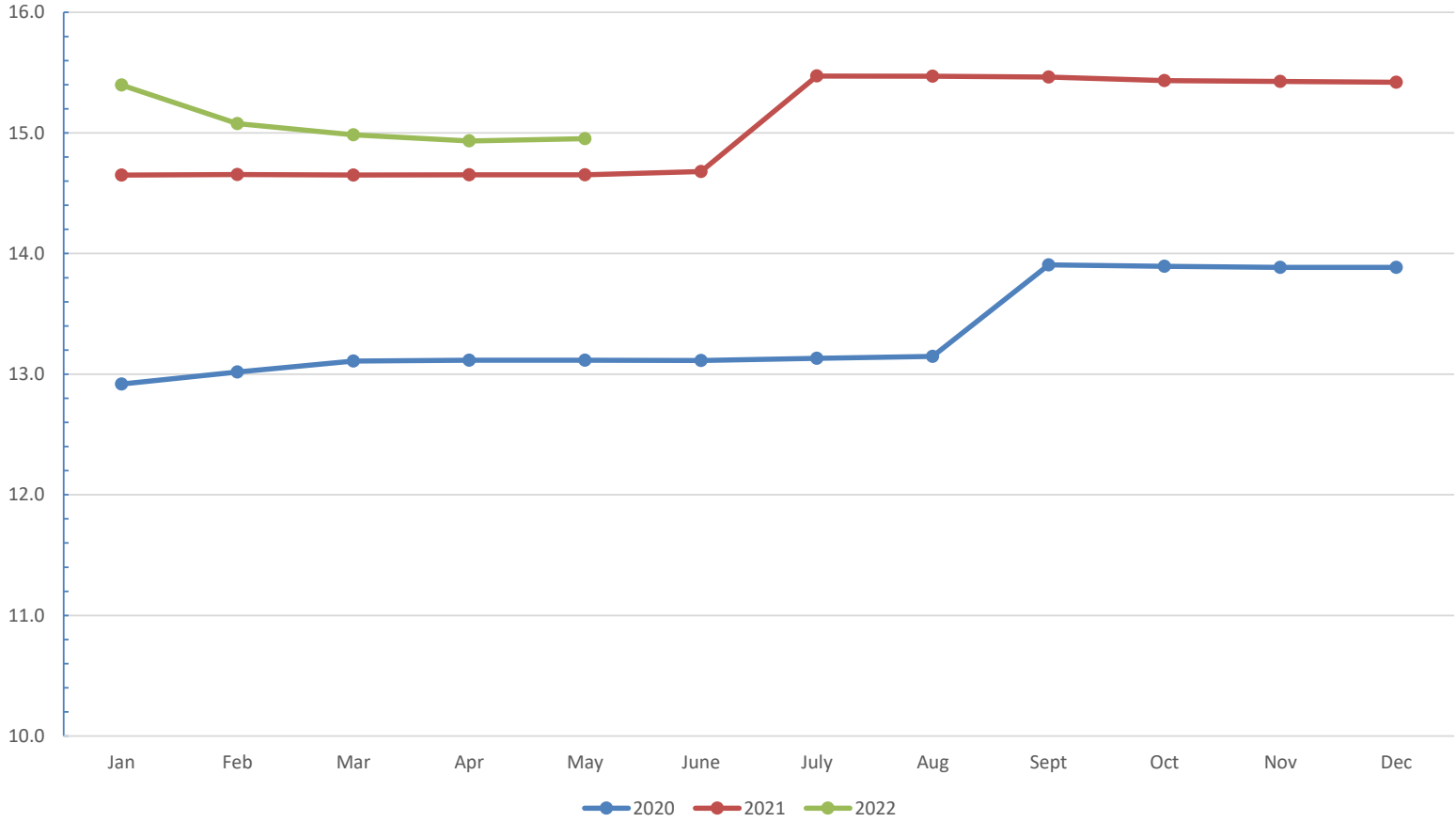
1. Reserves															
	CUSIP	Issue Date	Description	Rating	Purchase Date	Maturity Date	Purchase Price	Face Amount	Principal	Market Value	Gain/(Loss)	Coupon	Yield to Maturity	Average Maturity	
3	3130AC5A8	8/15/2017	FHLB Bullet	US Agency	8/17/2017	8/15/2022	99.862	1,210,000	1,203,489	1,212,408	8,919	1.85%	1.88%	0.21	
5	3135G0T94	1/23/2018	FNMA Bullet	US Agency	3/21/2018	1/19/2023	98.278	1,235,000	1,213,736	1,239,767	26,031	2.38%	2.76%	0.64	
7	3133EJSD2	6/19/2018	FFCB Bullet	US Agency	10/5/2018	6/19/2023	98.989	700,000	692,923	705,425	12,502	2.89%	3.12%	1.05	
8	3133ECCC6	3/1/2022	FFCB Bullet	US Agency	3/2/2022	1/3/2024	101.646	600,000	609,874	599,016	(10,858)	2.18%	1.27%	1.59	
10	3133ENPY0	2/22/2022	FFCB Bullet	US Agency	3/14/2022	2/25/2025	99.486	400,000	397,944	389,860	(8,084)	2.15%	2.33%	2.74	
12	91282CBT7	3/31/2021	US Treasury Note	US Agency	3/31/2021	3/31/2026	99.086	2,400,000	2,392,937	2,221,128	(171,809)	0.75%	0.94%	3.84	
13	3130ART35	5/10/2022	FHLB Bullet	US Agency	5/10/2022	5/10/2027	99.700	290,000	288,669	289,130	461	3.11%	3.18%	4.95	
14	912828XZ8	4/1/2022	US Treasury Note	US Agency	4/1/2022	6/30/2025	99.508	600,000	601,594	597,048	(4,546)	2.75%	2.91%	3.08	
15								7,435,000	7,401,165	7,253,782	(152,218)	0.51%	0.60%	1.33	
16															
17	31846V203	NA	First Am Govt Obl MMF Cl Y*	AAAm	NA	NA	100.000	1,134	1,134	1,134	-	0.01%	0.01%	0.00	
18	NA	NA	State of California LAIF	NA	NA	NA	100.000	6,605,798	6,605,798	6,605,798	-	1.22%	1.22%	0.52	
19			Total - Reserve Fund					\$14,041,933	\$14,008,098	\$13,860,715	-\$152,218	0.85%	0.89%	0.95	
20															
21	3. Tri-Dam Power Authority														
22	NA	NA	State of California LAIF	NA	NA	NA	100.000	1,091,079	1,091,079	1,091,079	-	1.22%	1.22%	0.52	
23															
24								Total - All Funds	\$15,133,012	\$15,099,177	\$14,951,794				
25															

26 *Market values provided by U.S. Bank*

27 **Statement of Compliance:** To the best of my knowledge, all investments are made pursuant to Tri-Dam's investment policy. In addition,

28 Tri-Dam maintains sufficient cash and liquid assets to fund expenditures for the next six months. /S/ Brian Jaruszewski, Treasurer

Tri-Dam Project Investment Portfolio Total Market Value (in \$Millions)



Tri-Dam Project

Statement of Obligations

Period Covered

May 1, 2022 to May 31, 2022

**TRI-DAM PROJECT
STATEMENT OF OBLIGATIONS**

**Period Covered
May 1, 2022 to May 31, 2022**

One-Half Oakdale Irrigation District	\$ 569,001.65
One-Half South San Joaquin Irrigation District	\$ 569,001.66
Total Obligations	<u>\$ 1,138,003.31</u>

CERTIFICATION

OAKDALE IRRIGATION DISTRICT

SOUTH SAN JOAQUIN IRRIGATION DISTRICT

Thomas D. Orvis

John Holbrook

Ed Tobias

Robert A. Holmes

Linda Santos

Dave Kamper

Herman Doornenbal

Glenn Spyksma

Brad DeBoer

Mike Weststeyn

Each of the undersigned certifies that he is President or Secretary of his respective District;
That the amounts designated above have been properly incurred as an obligation of the Tri-Dam Project; that
checks for payment of said amounts have been drawn on a Tri-Dam Project account at Oak Valley Community
Bank, Sonora, California.

**OAKDALE IRRIGATION DISTRICT
PRESIDENT,**

**SOUTH SAN JOAQUIN IRRIGATION DISTRICT
PRESIDENT,**

Thomas D. Orvis

Robert A. Holmes

SECRETARY,

SECRETARY,

Scot A. Moody

Date

Peter M. Rietkerk

Date

Tri Dam Project Statement of Obligations

Period Covered
From To
May 1, 2022 to May 31, 2022

	<u>No. Chks.</u>	<u>Amount</u>
<u>Vendor Check Register Report</u> (Please see attached Check Listing)	88	\$910,825.10
 <u>Payrolls - Net Charges</u>		
<u>Pay Date</u>	<u>Type</u>	<u>Payroll Amount</u>
12-May-22	Payroll	\$ 113,702.28
26-May-22	Payroll	\$ 113,475.93
 Total Net Payroll	 <u>\$ 227,178.21</u>	 \$ 227,178.21
 Total Disbursements for the Period		 <u><u>\$1,138,003.31</u></u>
 Distribution Between Districts ~		
Oakdale Irrigation District		\$ 569,001.65
South San Joaquin Irrigation District		\$ 569,001.66
 Total Districts		 <u><u>\$ 1,138,003.31</u></u>

Project

May Checks by Amount



Check Number	Vendor No	Vendor Name	Check Date	Description	Amount
128933	11397	K.W. Emerson, Inc.	05/25/2022	Tulloch Recreation Site	445,162.55
128874	10294	FISHBIO Environmental LLC	05/19/2022	Fish Studies	102,756.16
128915	10813	ACWA Joint Powers Insurance Authority	05/25/2022	Health Benefits	59,273.49
128921	10011	ADS LLC	05/25/2022	Flowmeter Consoles - Beardsley & Donnell	55,311.51
128851	11379	Foust Heat Air Refrigeration	05/06/2022	Replace AC - Strawberry Peak	21,994.50
128877	11389	Paris Kincaid Wasiewski	05/19/2022	Legal matters	19,672.50
128870	10815	Cal PERS System	05/12/2022	EE/ER Retirement Plan	19,334.55
128917	10815	Cal PERS System	05/25/2022	EE/ER Retirement Plan	19,334.55
128876	11343	Tim O'Laughlin, PLC	05/19/2022	Legal matters	18,465.00
128867	10900	Chase Cardmember Service	05/02/2022	Tech travel, fuel, meals, APPA conference, defibrillation housing, small tools	16,498.34
128900	10908	McMillen Jacobs Associates	05/20/2022	Part 12D Inspections & Reporting	14,085.00
128893	11049	Hunt & Sons, Inc.	05/20/2022	Fuel	12,528.93
128862	11005	Sonora Lumber Company	05/20/2022	GM House Deck Replacement	9,800.99
128885	10202	Condor Earth Technologies	05/20/2022	Tulloch Recreation Site	6,441.93
128866	10778	Watermark Engineering Inc.	05/06/2022	Streamgaging	6,175.00
128929	10514	Pacific Gas & Electric Co.	05/25/2022	Utilities	5,900.12
128872	10812	Nationwide Retirement Solution	05/12/2022	EE Retirement Plan	4,513.30
128919	10812	Nationwide Retirement Solution	05/25/2022	EE/ER Retirement Plan	4,513.30
128879	10067	AT&T - SBC - Pac Bell	05/20/2022	Telephone	4,364.30
128926	10366	Hydraulic Controls Inc.	05/25/2022	2 cylinders - John Deere Grader	4,274.46
128905	11274	PAR Environmental Services, Inc.	05/20/2022	Hells Half Acre Road	4,096.12
128845	11403	Analynk Wireless, LLC	05/06/2022	Parts - 48" Valve Position Feedback to SCADA Project	3,683.19
128875	11169	Liebert Cassidy Whitmore	05/19/2022	Legal matters	3,490.50
128854	10347	HDR Engineering Inc.	05/06/2022	Beardsley Data Recovery, Part 12 Follow up	3,375.72
128868	10813	ACWA Joint Powers Insurance Authority	05/12/2022	EE Health Benefits	3,061.22
128889	11410	Free Range Livestock	05/20/2022	Tulloch performance deposit refund	3,000.00
128927	11011	Pacific Gas & Electric	05/25/2022	Utilities	2,773.45
128847	10935	Data Path, Inc.	05/06/2022	Network Support & Switch Upgrade	2,708.00
128853	10320	General Supply Co.	05/06/2022	misc. electrical supplies	2,681.35
128932	10641	Sonora Airco Gas & Gear	05/25/2022	welding supplies - Black Creek gate	2,633.15
128878	11400	Accelerated Engineering Management	05/20/2022	Mt. Elizabeth AC wall cutting	2,500.00
128896	10402	Kamps Propane	05/20/2022	Utilities	2,243.32
128886	10225	Debco Automotive Supply Inc.	05/20/2022	Misc. service and repairs	1,633.96
128888	11379	Foust Heat Air Refrigeration	05/20/2022	Strawberry Peak, Donnell AC Repair	1,373.00
128871	10811	IBEW	05/12/2022	EE Union Dues	1,298.24
128918	10811	IBEW	05/25/2022	EE Union Dues	1,298.24
128925	11049	Hunt & Sons, Inc.	05/25/2022	Fuel	1,156.42
128898	10879	Lowe's	05/20/2022	Small tools, supplies, Black Creek gate	1,130.68
128910	10665	Staples	05/20/2022	Office Supplies	1,096.58
128869	10183	Cal PERS S457 Plan	05/12/2022		925.00
128916	10183	Cal PERS S457 Plan	05/25/2022		925.00
128849	11048	Fastenal (Vending)	05/06/2022		852.66
128902	11396	Hydra Pro	05/20/2022		800.00
128873	10663	Standard Insurance Co.	05/12/2022		742.57
128920	10663	Standard Insurance Co.	05/25/2022		742.57
128922	11048	Fastenal (Vending)	05/25/2022		742.31
128894	10966	Independent Electric Supply, Inc.	05/20/2022		637.07
128848	10227	Del Oro Water Co. Inc.	05/06/2022		586.35
128855	11049	Hunt & Sons, Inc.	05/06/2022		534.22
128883	11378	California Utilities Emergency Assn.	05/20/2022		500.00
128913	10776	Waste Mgmt of Cal Sierra Inc.	05/20/2022		464.75
128890	10319	General Plumbing Supply Co Inc.	05/20/2022		449.59
128914	10954	YSI Incorporated	05/20/2022		421.62
128906	10536	Pitney Bowes Purchase Power Inc.	05/20/2022		402.40
128887	10288	Fastenal Co.	05/20/2022		394.66

128857	11353	Nates Saw and Mower, LLC	05/06/2022	375.36
128908	10632	Slakey Brothers Inc.	05/20/2022	352.85
128856	10466	Mountain Oasis Water Systems & Btl Co L	05/06/2022	300.85
128850	10288	Fastenal Co.	05/06/2022	297.29
128880	10068	AT&T Corp - Data Link	05/20/2022	293.15
128923	10288	Fastenal Co.	05/25/2022	262.44
128859	10535	Pitney Bowes GFS LLC	05/06/2022	237.96
128931	10933	Smile Business Products	05/25/2022	236.03
128930	10547	Power Plan	05/25/2022	230.05
128852	10319	General Plumbing Supply Co Inc.	05/06/2022	209.98
128865	10771	W.D. Edwards Co. LLC	05/06/2022	200.00
128907	11367	Safeguard Business Systems, Inc.	05/20/2022	199.38
128891	10568	George Reed Inc.	05/20/2022	195.22
128861	10933	Smile Business Products	05/06/2022	189.66
128892	10846	H & S Parts & Service	05/20/2022	186.77
128903	10513	Pacific Gas & Elec - Non Util	05/20/2022	168.28
128881	10866	AT&T Teleconference Services	05/20/2022	154.22
128860	10618	Sierra Motors	05/06/2022	136.13
128846	11086	Benefit Resource, Inc.	05/06/2022	125.00
128864	11258	Verizon	05/06/2022	123.37
128882	10154	Calaveras Telephone Co.	05/20/2022	109.48
128909	11005	Sonora Lumber Company	05/20/2022	93.91
128904	11004	Pacific Gas & Electric	05/20/2022	68.99
128895	10399	JS West Propane Gas	05/20/2022	61.82
128897	10872	Kelly-Moore Paint Company, Inc.	05/20/2022	61.14
128924	10319	General Plumbing Supply Co Inc.	05/25/2022	45.81
128863	10749	UPS	05/06/2022	41.00
128899	10428	M C I	05/20/2022	37.91
128884	10986	Cal-Waste Recovery Systems, LLC	05/20/2022	25.49
128901	11353	Nates Saw and Mower, LLC	05/20/2022	18.29
128912	10749	UPS	05/20/2022	14.71
128911	10718	Tractor Supply Credit Plan	05/20/2022	10.71
128928	11147	Pacific Gas & Electric	05/25/2022	7.46

Report Total: \$ 910,825.10

BOARD AGENDA REPORT

Date: 6/16/2022

Staff: Mia Brown

SUBJECT: Resolution TDP 2022-10 to Implement Teleconferencing Requirements during a Proclaimed State of Emergency

RECOMMENDED ACTION: Approve Resolution TDP 2022-10 proclaiming a local emergency, which authorizes remote teleconference meetings.

BACKGROUND AND/OR HISTORY:

On September 17, 2021 Assembly Bill 361 (AB 361) was signed and took effect on October 1, 2021. AB 361 replaced some provisions of Executive Order N-29-20, which allows local legislative bodies to hold remote teleconference meetings. The resolution will allow the Project a thirty (30) day period to continue remote meetings, or until conditions improve or the Executive Order is cancelled. A subsequent resolution will need to be passed every thirty days to continue the remote meetings.

FISCAL IMPACT: None

ATTACHMENTS: Resolution TDP 2022-10

Board Motion:

Motion by: _____ **Second by:** _____

VOTE:

OID: DeBoer (Yes/No) Doornenbal (Yes/No) Orvis (Yes/No) Santos (Yes/No) Tobias (Yes/No)

SSJID: Holbrook (Yes/No) Holmes (Yes/No) Kamper (Yes/No) Spyksma (Yes/No) Weststeyn (Yes/No)

**TRI-DAM PROJECT
RESOLUTION No. TDP 2022-10
RESOLUTION TO IMPLEMENT TELECONFERENCING REQUIREMENTS
DURING A PROCLAIMED STATE OF EMERGENCY**

WHEREAS, the Ralph M. Brown Act requires that all meetings of a legislative body of a local agency be open and public and that any person may attend and participate in such meetings;

WHEREAS, the Brown Act allows for legislative bodies to hold meetings by teleconference, but imposes specific requirements for doing so;

WHEREAS, on March 17, 2020, in order to address the need for public meetings during the present public health emergency, Governor Newsom issued Executive Order No. N-29-20, suspending the Act's teleconferencing requirements; and

WHEREAS, on June 11, 2021, Governor Newsom issued Executive Order No. N-8-21, continuing the suspension of the Brown Act's teleconferencing requirements through September 30, 2021; and

WHEREAS, these Executive Orders allowed legislative bodies to meet virtually as long as certain notice and accessibility requirements were met; and

WHEREAS, the State Legislature amended the Brown Act through Assembly Bill No. 361 (AB 361) on September 16, 2021; and

WHEREAS, AB 361 amended the Brown Act so that a local agency may use teleconferencing without complying with the regular teleconferencing requirements of the Act, where the legislative body holds a meeting during a proclaimed state of emergency and makes certain findings; and

WHEREAS, Government Code section 54953 requires that the legislative body make additional findings every 30 days in order to continue such teleconferencing.

NOW THEREFORE, the Board of Directors of the Tri-Dam Project hereby finds, determines, declares, orders, and resolves as follows:

1. That the foregoing recitals are true and correct and incorporates them by this reference.
2. The Board of Directors ("Board") of the Tri-Dam Project ("TDP") finds, by a majority vote, the following:
 - a. That there exists a proclaimed state of emergency; and
 - b. State or local officials have imposed or recommended measures to promote social distancing.

3. TDP staff is authorized to take all steps and perform all actions necessary to execute and implement this Resolution in compliance with Government Code section 54953.
4. That this Resolution shall take effect immediately and shall remain in effect for thirty (30) days thereafter, provided the conditions set forth in Section 2 remain.

PASSED AND ADOPTED by the Board of Directors of the Tri-Dam Project this 16th day of June, 2022, by the following vote:

OAKDALE IRRIGATION DISTRICT

SOUTH SAN JOAQUIN IRRIGATION DISTRICT

AYES:

NOES:

ABSENT:

OAKDALE IRRIGATION DISTRICT

SOUTH SAN JOAQUIN IRRIGATION DISTRICT

Tom D. Orvis, President

Bob Holmes, President

Scot A. Moody, Secretary

Peter M. Rietkerk, Secretary

BOARD AGENDA REPORT

Date: 6/16/2022
Staff: Brian Jaruszewski

SUBJECT: Tri-Dam Project Non-Represented Employee Cost of Living Adjustment

RECOMMENDED ACTION: Discussion and possible action to approve adjustments to the non-represented employee wage grades.

BACKGROUND AND/OR HISTORY:

Annually, the wage grades for non-represented employees are reviewed and compared to the change in the Consumer Price Index for Urban Wage Earners and Clerical Workers (CPI-W). The CPI-W measures the average change over time in the prices paid by urban wage earners and clerical workers for a market basket of consumer goods and services.

The attached table shows the CPI-W data for the years 2021– 2022. Based on the data, the increase from 2021 to 2022 is 6.53%. As such, the recommendation is to adjust the wage grades for non-represented employees by a corresponding amount.

The current and proposed wage grade schedules are attached.

FISCAL IMPACT: \$38,000 (annualized)

**ATTACHMENTS: CPI-W Monthly Data, 2012 – 2022
Current and Proposed Wage Grades for Non-represented Employees**

Board Motion:

Motion by: _____ **Second by:** _____

VOTE:

OID: DeBoer (Yes/No) Doornenbal (Yes/No) Orvis (Yes/No) Santos (Yes/No) Tobias (Yes/No)

SSJID: Holbrook (Yes/No) Holmes (Yes/No) Kamper (Yes/No) Spyksma (Yes/No) Weststeyn (Yes/No)



Tri-Dam Non-represented Wage Grades

Step Increase Based on CPI as of June 1, 2021

Proposed

April-to-April CPI Increase:

4.13%

Urban Wage Earners & Clerical Workers - San Francisco-Oakland-Hayward

(most recent available)

		1	2	3	4	5	6	7
Administrative and Financial Assistant	Monthly	\$5,326	\$5,601	\$5,875	\$6,150	\$6,425	\$6,699	\$6,974
	Hourly	\$30.73	\$32.31	\$33.89	\$35.48	\$37.07	\$38.65	\$40.23
Finance & Administrative Manager	Monthly	\$11,201	\$11,680	\$12,158	\$12,637	\$13,115	\$13,594	\$14,072
	Hourly	\$64.62	\$67.39	\$70.14	\$72.91	\$75.66	\$78.43	\$81.19
FERC License Compliance Coordinator	Monthly	\$8,617	\$8,975	\$9,333	\$9,691	\$10,050	\$10,408	\$10,766
	Hourly	\$49.71	\$51.78	\$53.85	\$55.91	\$57.98	\$60.05	\$62.11
Operations and Maintenance Manager	Monthly	\$11,930	\$12,581	\$13,233	\$13,884	\$14,534	\$15,185	\$15,836
	Hourly	\$68.83	\$72.58	\$76.34	\$80.10	\$83.85	\$87.61	\$91.36
Purchasing Clerk	Monthly	\$3,954	\$4,136	\$4,318	\$4,499	\$4,682	\$4,864	\$5,046
	Hourly	\$22.81	\$23.86	\$24.91	\$25.96	\$27.01	\$28.06	\$29.11

Year	CPI Index	% Change
2009	218.587	-
2010	223.821	2.39%
2011	231.600	3.48%
2012	236.626	2.17%
2013	241.764	2.17%
2014	247.932	2.55%
2015	252.875	1.99%
2016	259.386	2.57%
2017	268.896	3.67%
2018	278.039	3.40%
2019	288.266	3.68%
2020	290.304	0.71%
2021	302.294	4.13%

Step Increase Based on CPI as of June 1, 2022

Proposed

April-to-April CPI Increase:

6.53%

Urban Wage Earners & Clerical Workers - San Francisco-Oakland-Hayward

(most recent available)

		1	2	3	4	5	6	7
Administrative and Financial Assistant	Monthly	\$5,546	\$5,832	\$6,118	\$6,404	\$6,690	\$6,975	\$7,262
	Hourly	\$32.00	\$33.65	\$35.29	\$36.95	\$38.60	\$40.24	\$41.89
Finance & Administrative Manager	Monthly	\$11,664	\$12,163	\$12,660	\$13,159	\$13,657	\$14,156	\$14,653
	Hourly	\$67.29	\$70.17	\$73.04	\$75.92	\$78.79	\$81.67	\$84.54
FERC License Compliance Coordinator	Monthly	\$8,973	\$9,346	\$9,719	\$10,092	\$10,465	\$10,838	\$11,211
	Hourly	\$51.77	\$53.92	\$56.07	\$58.22	\$60.37	\$62.53	\$64.68
Operations and Maintenance Manager	Monthly	\$12,423	\$13,101	\$13,779	\$14,457	\$15,135	\$15,812	\$16,490
	Hourly	\$71.67	\$75.58	\$79.50	\$83.41	\$87.32	\$91.23	\$95.14
Finance Clerk	Monthly	\$4,117	\$4,307	\$4,497	\$4,685	\$4,875	\$5,065	\$5,255
	Hourly	\$23.75	\$24.85	\$25.94	\$27.03	\$28.13	\$29.22	\$30.31

Year	CPI Index	% Change
2009	218.587	-
2010	223.821	2.39%
2011	231.600	3.48%
2012	236.626	2.17%
2013	241.764	2.17%
2014	247.932	2.55%
2015	252.875	1.99%
2016	259.386	2.57%
2017	268.896	3.67%
2018	278.039	3.40%
2019	288.266	3.68%
2020	290.304	0.71%
2021	302.294	4.13%
2022	322.021	6.53%



Databases, Tables & Calculators by Subject

Change Output Options: From: 2012 To: 2022

include graphs include annual averages

[More Formatting Options](#)

Data extracted on: June 8, 2022 (11:11:28 PM)

CPI for Urban Wage Earners and Clerical Workers (CPI-W)

Series Id: CWURS49BSA0

Not Seasonally Adjusted

Series Title: All items in San Francisco-Oakland-Hayward, CA, urban wage earners and clerical workers, not seasonally adjusted

Area: San Francisco-Oakland-Hayward, CA

Item: All items

Base Period: 1982-84=100

Download: [xlsx](#)

Year	Jan	Feb	Mar	Apr	May	Jun	Jul	Aug	Sep	Oct	Nov	Dec	Annual	HALF1	HALF2
2012		234.648		236.626		236.890		238.445		240.864		236.454	237.097	235.572	238.622
2013		240.262		241.764		243.052		242.903		243.711		242.602	242.125	241.141	243.109
2014		245.148		247.932		250.085		249.877		250.508		247.680	248.326	247.097	249.555
2015		249.809		252.875		254.736		256.060		256.107		255.492	253.910	252.041	255.780
2016		257.141		259.386		261.017		262.326		264.026		263.222	260.830	258.715	262.946
2017		265.569		268.896		269.508		269.827		271.272		271.342	268.990	267.426	270.555
2018		275.699		278.039		280.219		281.536		283.183		283.278	279.572	277.035	282.110
2019		284.758		288.266		288.581		288.514		291.707		289.456	288.192	286.615	289.770
2020		292.010		290.304		292.420		293.062		294.442		295.687	292.601	291.297	293.906
2021		297.170		302.294		304.971		307.423		309.656		312.019	304.602	300.275	308.928
2022		316.463		322.021											

U.S. BUREAU OF LABOR STATISTICS Postal Square Building 2 Massachusetts Avenue NE Washington, DC 20212-0001

Telephone:1-202-691-5200_ Telecommunications Relay Service:7-1-1_ www.bls.gov [Contact Us](#)

BOARD AGENDA REPORT

Date: 6/16/2022
Staff: Jarom Zimmerman

SUBJECT: Mill Creek Bridge Repair

RECOMMENDED ACTION: Replace the aging/rotting lumber on the Mill Creek Bridge

BACKGROUND AND/OR HISTORY:

During the construction of Donnells Dam in the 1950s, the Mill Creek Bridge was built. The bridge allowed access for personnel, equipment, and materials deliveries to the dam site. The Mill Creek Bridge is aging and in dire need of repair. Some wooden portions of the bridge structure are splitting and rotting and are well beyond their expected life. Tri-Dam employees use this access daily to drive to and from the dam for operational and maintenance inspections and repairs. The USFS road 5N06 is our only access to the dam, and the bridge is approximately 4 miles from the dam site. The Tri-Dam Project requests to purchase lumber and hardware to repair the Mill Creek Bridge's wooden structure and provide a safe and clear passage for our employees to perform their daily duties.

FISCAL IMPACT: 15,692.03 (Budget: \$20,000.00)

ATTACHMENTS: See attached emailed quote from ABC Supply and bridge pictures.

Board Motion:

Motion by: _____ **Second by:** _____

VOTE:

OID: DeBoer (Yes/No) Doornenbal (Yes/No) Orvis (Yes/No) Santos (Yes/No) Tobias (Yes/No)

SSJID: Holbrook (Yes/No) Holmes (Yes/No) Kamper (Yes/No) Spyksma (Yes/No) Weststeyn (Yes/No)

Chris Tuggle

From: Chris Tuggle
Sent: Tuesday, June 7, 2022 6:51 AM
To: Brian Jaruszewski; Jarom Zimmerman
Subject: FW: Lumber Quote

Here is the only lumber quote we got for the Mill Creek Bridge.

Chris

From: Rich Ennis <rennis@tridamproject.com>
Sent: Tuesday, June 7, 2022 6:28 AM
To: Chris Tuggle <ctuggle@tridamproject.com>
Subject: Fwd: Lumber Quote

Sent from my iPhone

Begin forwarded message:

From: Geoffrey Tillman <Geoffrey.Tillman@abcsupply.com>
Date: June 3, 2022 at 9:01:15 AM PDT
To: Rich Ennis <rennis@tridamproject.com>
Subject: RE: Lumber Quote

Caution: This email originated from outside of the organization. Do not click links or open attachments unless you recognize the sender and know the content is safe.

That would all be great thanks for the opportunity

Geoffrey Tillman

Outside Sales ABC Supply 236/238

Sonora, CA 95370 (209)-533-3277 Office
(209)-559-0928 Cell
(209)-840-0679 Cell 2

geoffrey.tillman@abcsupply.com

From: Rich Ennis <rennis@tridamproject.com>
Sent: Friday, June 3, 2022 6:47 AM
To: Geoffrey Tillman <Geoffrey.Tillman@abcsupply.com>
Subject: [EXTERNAL] Re: Lumber Quote

Geoffrey,

I'm stoked you got back to me so quickly, thank you! We are off on Fridays, but I'll show management Monday first thing and we'll go from there. If it's a go I have another bridge decking project we might try to do this year as well. Hopefully we can make that all happen.

Rich Ennis

Sent from my iPhone

On Jun 2, 2022, at 8:47 PM, Geoffrey Tillman <Geoffrey.Tillman@abcsupply.com> wrote:

Caution: This email originated from outside of the organization. Do not click links or open attachments unless you recognize the sender and know the content is safe.

(8) 6"x8"x20' = 2179.76

(4) 4"x8"x20' = 601.09

(2) 8"x8"x20' = 1103.06

(6) 2"x8"x20' = 356.71

(40) 6"x8"x16' = 8719.06

(10) 2.5"x11.5"x16' = 1578.53

14,538.03

Tax 1,054.00

Delivery 100.00

Grand Total 15,692.03

Would love to handle this job for you Rich. Let me know how we look sir.

Geoffrey Tillman

Outside Sales ABC Supply 236/238

Sonora, CA 95370 (209)-533-3277 Office

(209)-559-0928 Cell

(209)-840-0679 Cell 2

geoffrey.tillman@abcsupply.com

From: Rich Ennis <rennis@tridamproject.com>
Sent: Wednesday, June 1, 2022 11:54 AM
To: Geoffrey Tillman <Geoffrey.Tillman@abcsupply.com>
Subject: [EXTERNAL] Lumber Quote

Geoffrey,

This is Rich Ennis with Tri-Dam Project. We are looking to rebuild a small bridge within the National Forest and need some pressure treated dimensional lumber. I know the quality is the same, but if we can get it green instead of brown that would be great. Doing our best to replace it exactly as it was. Below is the list. Thank you for your time.

(8) 6"x8"x20'
(4) 4"x8"x20'
(2) 8"x8"x20'
(6) 2"x8"x20'
(40) 6"x8"x16'
(10) 2.5"x11.5"x16'

Rich Ennis
Lead Maintenance Worker
Tri Dam Project
209-559-4963

Mill Creek Bridge Board Replacement

The Mill Creek Bridge boards are in need of replacement. The entry and exit side rails are damaged beyond repair or missing. The 6x8 timbers are rotting. The guard rails and posts need replacement.







GENERAL MANAGER BOARD REPORT

Jarom Zimmerman

June 16, 2022

1. The FERC Part 12D inspection and the FERC annual inspection are now both taking place the week of June 27. There will be 3 FERC inspectors, 3 consultants from McMillen Jacobs, and the Tri-Dam Lead Operator, O&M Manager, and myself on those inspections.
2. We had a meeting with PG&E to discuss becoming a pilot facility for ambient adjusted ratings (AAR) on the Donnells-Curtis 115 kV line. The CAISO has still not implemented procedures for AAR's, but expects to have them approved in the near future. When that happens, PG&E could possibly use Tri-Dam's Donnells-Curtis line as a pilot project, which would lift the Summer line restrictions when the air temperatures are not at extreme highs.
3. We started to revise a draft of our long-term strategic plan. We have performed several upgrades to our communications system over the past few years, and have plans to continue to upgrade the remainder of the aging communications equipment to increase reliability of the plants and reduce plant downtime. Many of these already performed and planned upgrades will also help establish additional control of our facilities from our operations center operator. They will also improve monitoring and increase data transfer to the operations center operator to help with critical operational decision making and improve unit efficiency.
4. We have conducted numerous calls with potential power brokers and consultants over the last few weeks. There are several firms qualified and interested in working with us on this process, and we plan to schedule an advisory board meeting in July to initially present the different firms and their marketing approaches to the Board.
5. We have signed the new broker of record agreement with Alliant, and they are starting to work on insurance extensions through the end of July. This extension will give them time to market the insurance to several providers to ensure we get the best value for our insurance policy.

OPERATIONS AND MAINTENANCE MANAGER BOARD REPORT

Chris Tuggle
June 16, 2022

OPERATIONS:

Reservoir Data (A/F):

FACILITY	STORAGE	MONTH CHANGE
Donnells	61,103	29,497
Beardsley	82,213	10,202
Tulloch	65,597	5,211
New Melones	862,512	(59,870)

Outages:

Plant	Dates	Duration	Cause
TPH#3	5/26/22	2:18 H/M	Turbine wheel position bearing

Operations Report:

New Melones Inflows:

Total inflows for water year 21/22: 472,613 A/F.

District Usage:

Total District usage for the water year 21/22: 203,553 A/F.

Precipitation:

Total precipitation for the month of May was .39 inches.

Other Activities:

- PG&E outage 5/2 – 5/6.
- DSOD Annual Inspection for Donnells and Beardsley Dam.
- Week 12 for the supplemental flows in the Donnells Reach.
- Donnell's spill 5/19 – 5/24, 5/27 – 5/31.
- Tour of Tulloch Dam to Jamestown Elementary and Albert Michelson Elementary School.
- Discussed a historian upgrade to our SCADA system with AVEVA Select California.

MAINTENANCE:

Donnell:

1. Equipment in service.

Beardsley:

1. Equipment in service.

Sandbar:

1. Equipment in service.

Tulloch:

1. Equipment in service.

Misc:

- Replaced the Log Booms at Goodwin.
- Installed WIFI access points at SPH.
- Upgraded the RTU at DDM.
- Replaced the Beardsley communications equipment batteries.
- Installed IP cameras at Mt. Liz and TPH.
- Cleared the road for the new Black Creek antenna install.
- Plowed snow in Strawberry and on Beardsley Road.
- Met with the USFS on the Hell's Half Acre Road Repair.

BEARDSLEY PRECIPITATION

YEAR	JUL	AUG	SEPT	OCT	NOV	DEC	JAN	FEB	MAR	APR	MAY	JUNE	TOTAL
1958-59	0.00	0.00	0.00	0.00	0.00	0.00	0.00	7.40	1.39	1.40	1.04	0.00	11.23
1959-60	0.00	0.03	3.09	0.00	0.00	1.92	5.74	8.38	4.68	2.45	0.35	0.00	26.64
1960-61	0.05	0.00	0.44	0.63	5.33	2.43	1.60	3.04	4.96	1.49	1.84	0.29	22.10
1961-62	0.21	1.12	0.77	0.70	3.39	2.98	2.04	15.32	6.13	1.12	1.04	0.02	34.84
1962-63	0.30	0.16	0.35	2.98	1.05	2.66	5.91	8.37	6.08	8.24	3.70	0.74	40.54
1963-64	0.00	0.44	0.59	2.63	7.81	0.81	5.84	0.21	3.02	2.01	2.44	1.64	27.44
1964-65	0.00	0.00	0.34	2.08	7.40	17.93	5.90	1.34	2.44	5.27	0.32	0.29	43.31
1965-66	0.00	1.47	0.60	0.47	12.38	4.59	1.68	2.33	1.00	2.39	0.43	0.10	27.44
1966-67	0.13	0.00	0.28	0.00	7.55	8.48	8.77	0.67	10.02	10.25	2.04	1.05	49.24
1967-68	0.00	0.39	0.90	0.54	2.47	3.35	4.94	4.81	3.48	0.73	1.44	0.02	23.07
1968-69	0.10	0.65	0.00	2.12	6.22	8.28	19.45	8.35	1.88	3.39	0.21	0.39	51.04
1969-70	0.00	0.00	0.55	3.41	2.98	6.46	17.06	3.11	3.43	2.50	0.00	3.17	42.67
1970-71	0.00	0.00	0.00	0.91	10.71	8.44	2.83	1.16	4.87	1.49	1.80	0.77	32.98
1971-72	0.00	0.02	0.29	1.22	6.22	10.31	2.39	2.78	1.01	4.03	0.10	1.62	29.99
1972-73	0.00	0.58	0.17	1.85	6.27	5.57	12.08	12.06	5.31	1.11	0.72	0.74	46.46
1973-74	0.05	0.18	0.07	3.65	9.88	9.10	5.08	1.84	8.18	5.15	0.02	0.07	43.27
1974-75	2.57	0.10	0.00	2.82	2.38	4.95	4.25	10.16	9.90	5.41	0.84	0.63	44.01
1975-76	0.03	2.02	0.15	6.75	2.04	0.74	0.49	3.03	2.66	2.42	0.91	0.05	21.29
1976-77	0.10	2.43	1.00	0.93	1.54	0.24	2.50	2.68	2.06	0.25	4.65	0.38	18.76 RECORD LOW
1977-78	0.00	0.00	0.58	0.24	4.76	9.72	10.85	8.31	8.67	7.97	0.19	0.23	51.52
1978-79	0.08	0.00	3.98	0.07	3.17	4.43	8.45	7.60	6.05	1.86	2.88	0.02	38.59
1979-80	0.17	0.03	0.00	4.66	4.63	5.22	14.62	13.03	3.61	3.09	4.33	0.77	54.16
1980-81	0.43	0.02	0.03	0.71	0.58	3.04	8.05	2.69	6.26	1.67	1.42	0.00	24.90
1981-82	0.06	0.00	0.15	5.27	8.76	8.39	6.08	8.08	11.23	8.19	0.12	1.34	57.67
1982-83	0.03	0.02	4.02	8.78	11.30	7.32	10.83	14.34	12.86	6.29	0.74	0.12	76.65 RECORD HIGH
1983-84	0.01	0.09	3.86	1.35	16.44	12.75	0.27	5.51	3.56	2.70	0.84	1.31	48.69
1984-85	0.00	0.05	0.73	3.97	10.28	2.58	1.52	3.13	5.84	0.86	0.07	0.28	29.31
1985-86	0.30	0.12	2.64	3.09	7.71	4.52	4.70	21.98	8.43	2.37	1.58	0.00	57.44
1986-87	0.02	0.00	2.18	0.00	0.49	0.73	3.42	5.89	5.21	0.79	1.63	0.15	20.51
1987-88	0.00	0.00	0.00	2.19	2.22	5.79	5.42	0.88	0.73	3.15	1.66	0.79	22.83
1988-89	0.00	0.00	0.05	0.07	6.96	4.29	1.45	2.73	10.08	1.41	0.74	0.02	27.80
1989-90	0.00	0.33	3.28	4.30	3.02	0.00	4.75	3.40	2.75	1.66	3.46	0.21	27.16
1990-91	0.00	0.11	0.59	0.41	1.62	1.30	0.40	1.79	16.08	1.74	2.54	1.54	28.12
1991-92	0.17	0.10	0.32	5.54	2.32	3.10	1.97	7.68	4.58	0.45	0.45	1.66	28.34
1992-93	3.26	0.35	0.00	3.05	0.44	9.61	12.19	8.74	6.29	2.07	1.24	2.43	49.67
1993-94	0.00	0.00	0.00	1.25	2.11	1.97	2.93	7.08	0.86	3.71	2.22	0.00	22.13
1994-95	0.00	0.00	0.77	2.82	7.92	3.68	18.32	1.14	18.76	6.98	6.72	1.02	68.13
1995-96	0.05	0.00	0.00	0.00	0.35	9.13	10.32	11.17	6.81	3.94	5.51	1.24	48.52
1996-97	0.05	0.01	0.23	2.55	7.14	16.19	18.16	0.80	0.53	0.82	0.51	1.24	48.23
1997-98	0.17	0.00	0.33	1.39	4.99	3.70	12.86	16.30	6.69	4.94	6.46	1.35	59.18
1998-99	0.00	0.00	2.84	0.49	5.12	3.13	8.93	9.71	2.63	3.03	1.28	1.03	38.19
1999-00	0.00	0.13	0.18	1.05	3.51	0.51	11.68	14.13	2.58	3.70	2.72	1.06	41.25
2000-01	0.00	0.07	0.96	3.17	1.01	1.59	4.69	4.70	3.08	5.39	0.00	0.07	24.73
2001-02	0.02	0.00	0.60	1.17	6.97	9.75	2.56	2.13	6.88	2.29	2.02	0.00	34.39
2002-03	0.00	0.00	0.09	0.00	7.42	11.17	1.12	3.50	3.81	9.36	2.69	0.00	39.16
2003-04	0.09	1.32	0.06	0.00	2.88	9.97	2.79	8.52	1.07	0.17	0.55	0.02	27.44
2004-05	0.02	0.00	0.19	7.66	2.93	6.67	10.52	6.95	9.35	3.35	5.76	0.80	54.20
2005-06	0.00	0.11	0.71	1.70	3.34	17.72	7.75	5.26	10.14	10.55	1.97	0.10	59.35
2006-07	0.08	0.00	0.01	1.53	3.56	5.25	2.08	8.70	1.30	2.61	1.33	0.10	26.55
2007-08	0.01	0.17	0.34	1.02	0.95	5.01	10.15	6.69	0.87	0.26	2.85	0.00	28.32
2008-09	0.00	0.00	0.00	1.65	6.17	5.08	5.88	6.98	6.78	1.97	3.37	0.79	38.67
2009-10	0.00	0.10	0.00	4.37	1.31	5.89	7.97	5.86	4.92	6.66	3.65	0.06	40.79
2010-11	0.00	0.00	0.00	8.67	7.15	14.21	2.15	5.76	15.22	1.94	2.94	3.21	61.25
2011-12	0.00	0.00	1.56	3.13	1.77	0.00	6.25	1.62	5.96	4.76	0.37	0.92	26.34
2012-13	0.00	0.00	0.00	1.27	5.78	12.56	0.64	0.93	3.26	1.11	1.48	0.80	27.83
2013-14	0.00	0.00	0.72	0.56	1.80	1.22	1.59	9.23	6.17	3.43	0.98	0.05	25.75
2014-15	0.52	0.03	1.03	0.15	3.72	7.25	0.13	4.49	0.43	3.08	2.75	0.80	24.38
2015-16	0.39	0.00	0.11	2.26	5.36	9.74	9.53	1.74	9.19	3.13	1.82	0.34	43.61
2016-17	0.00	0.00	0.00	7.26	3.19	8.30	22.25	20.47	5.49	8.06	0.59	0.46	76.07
2017-18	0.00	0.09	1.44	0.50	7.34	0.42	5.20	0.76	14.50	3.70	1.02	0.00	34.97
2018-19	0.00	0.00	0.00	1.92	8.21	3.07	9.84	15.37	8.97	2.07	7.43	0.46	57.34
2019-20	0.00	0.00	0.63	0.00	1.39	10.58	2.09	0.08	7.50	3.87	3.09	0.33	29.56
2020-21	0.00	0.23	0.10	0.00	2.38	3.40	7.28	2.44	2.83	1.31	0.18	0.00	20.15
2021-22	0.09	0.00	0.18	7.51	0.95	13.37	0.04	0.36	0.96	4.14	0.39	0.00	27.99 Current Year

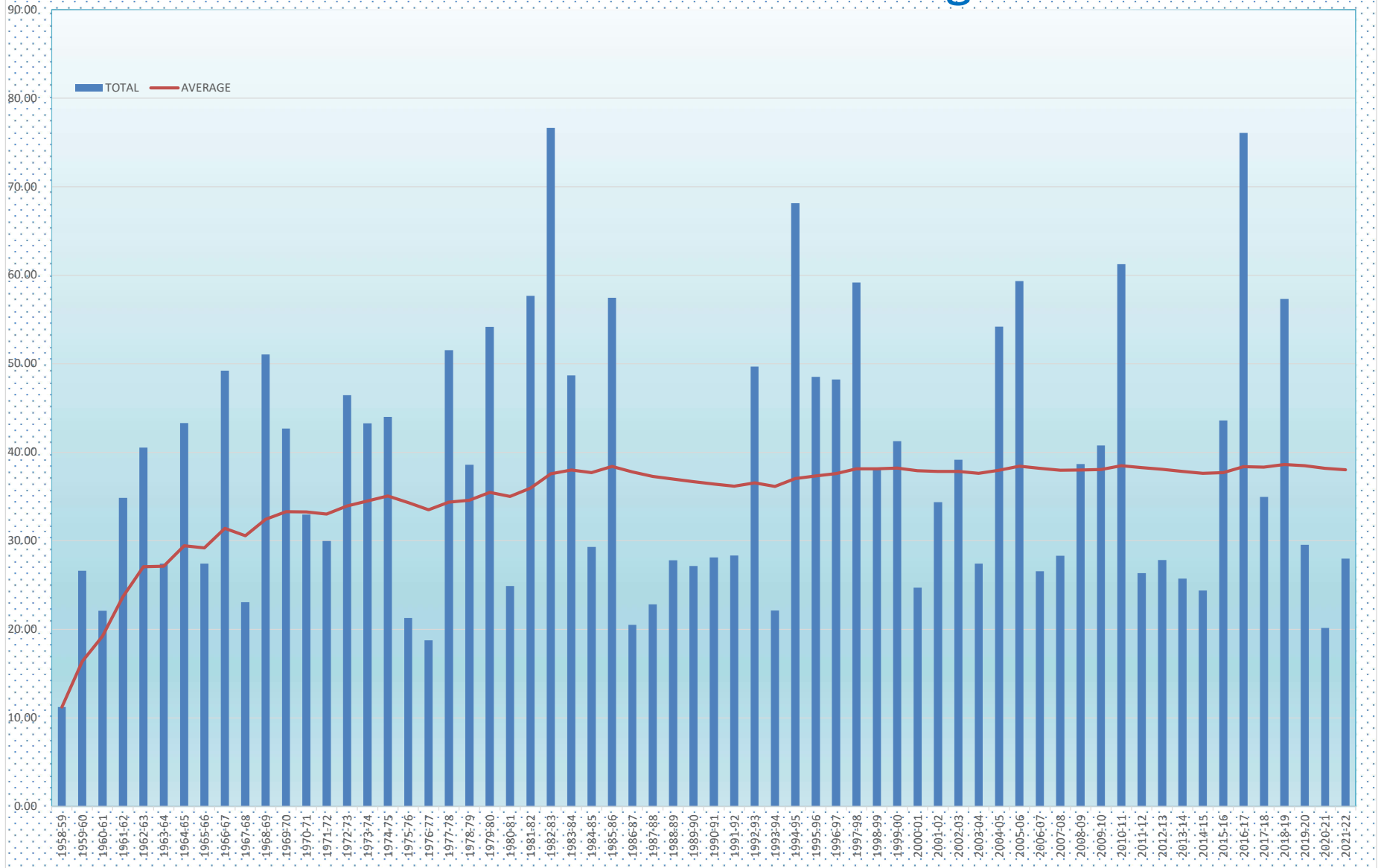
Average 0.15 0.21 0.72 2.26 4.71 6.07 6.50 6.16 5.73 3.43 1.90 0.62 38.03
2021-22 +/- (0.06) (0.21) (0.54) 5.25 (3.76) 7.30 (6.46) (5.80) (4.77) 0.71 (1.51) (0.62) (10.04)

ANNUAL AVERAGE **38.03**

INCHES +/- ANNUAL AVERAGE **(10.04)**

PERCENT OF ANNUAL AVERAGE **74%**

Historical Rain VS Average



Archived Report Products:

B-120 WATER SUPPLY FORECAST SUMMARY (CONTINUED)

UNIMPAIRED FLOW FOR - MAY 31, 2022

(Provisional data, subject to change)

Report generated: June 02, 2022 13:43

WATER YEAR FORECAST SUMMARY AND MONTHLY DISTRIBUTION (IN THOUSANDS OF ACRE-FEET)													
WATERSHED	OCT	FEB	MAR	APR	MAY	JUN	JUL	AUG	SEP	WATER YEAR TOTAL	80% PROBABILITY RANGE		WY % AVERAGE
	THRU JAN										90%	10%	
Trinity, Lewiston	215	51	57	65	68	22	5	1	0	485	474	520	37
Inflow to Shasta	1,395	232	229	261	215	174	160	150	144	2,960	2,920	3,055	52
Sacramento, Bend	2,087	318	308	376	326	245	213	185	183	4,240	4,165	4,380	51
Feather, Oroville	1,320	252	343	444	275	113	78	67	58	2,950	2,905	3,050	68
Yuba, Smartville	669	109	164	270	205	66	19	12	11	1,525	1,480	1,590	67
American, Folsom	782	139	216	348	273	68	11	2	1	1,840	1,797	1,920	68
Cosumnes, Michigan Bar	129	20	19	39	19	4	1	0	0	231	228	241	59
Mokelumne, Pardee	159	34	57	91	95	22	2	0	0	460	450	482	60
Stanislaus, Goodwin	217	52	88	131	121	40	8	2	1	660	638	695	56
Tuolumne, La Grange	332	61	112	200	228	86	16	3	1	1,040	998	1,085	53
Merced, McClure	139	32	61	107	108	28	7	1	0	483	467	515	48
San Joaquin, Millerton	296	71	120	186	215	109	30	12	6	1,045	1,000	1,100	59
Kings, Pine Flat	148	41	81	163	189	73	25	13	8	740	710	795	44
Kaweah, Terminus	33	11	20	34	36	10	3	1	1	150	144	159	35
Tule, Success	16	4	6	6	3	1	0	0	0	36	35	37	27
Kern, Isabella	54	16	21	33	38	20	9	8	6	204	195	220	30

NOTES

- The averages are for the period 1991 to 2020.
- Unimpaired runoff represents the natural water production of a river basin, unaltered by upstream diversions, storage, or by export or import of water to or from other watersheds.
- Water year distributions and 90 and 10 percent exceedance water year forecasts from the February 1, March 1, April 1, and May 1 Bulletin 120 forecasts are official forecasts.
- Water year distributions and 90 and 10 percent exceedance water year forecasts from weekly Bulletin 120 Update forecasts are considered unofficial. Bulletin 120 Update forecasts are for conditions as of any day of the month other than the first of the month.
- Groundwater changes due to human activity are not considered. Forecasted runoff assumes median conditions subsequent to the date of forecast. Runoff probability ranges are statistically derived from historical data.
- The 80% probability range is comprised of the 90% exceedance level value and the 10% exceedance level value.
- The actual runoff should fall within the stated limits eight times out of ten.

CONTACT INFORMATION

FIRST NAME	LAST NAME	EMAIL	PHONE
Sean	de Guzman	Sean.deGuzman@water.ca.gov	(916) 572-2208
Andrew	Reising	Andrew.Reising@water.ca.gov	(916) 574-2181
Lauren	Alkire	Lauren.Alkire@water.ca.gov	(916) 574-1433
Anthony	Burdock	Anthony.Burdock@water.ca.gov	(916) 574-2637
Jacob	Kollen	Jacob.Kollen@water.ca.gov	(916) 574-2634

REGULATORY AFFAIRS BOARD REPORT

Susan Larson

June 16, 2022

FERC Compliance

- Work continues at the Day Use Recreation Site, however much still needs to be done to complete the project. Current work includes completion of the parking lot, restroom installation and rock retaining walls. Work on the irrigation systems and landscaping is scheduled for the week of May 9th, but is only now in process, with the sod and plantings scheduled for the week of June 6-10, 2022, and into the following week. The fencing is nearing completion, while the gate is still in process. The fishing pier, gangway and railings were completed on June 3, 2022. Tri-Dam staff is installing the security system, which will be complete soon. PG&E final power install is to be done on June 8, 2022.
- Beardsley Data Recovery. Tri-Dam's FERC license for the Beardsley project required ongoing monitoring of the cultural resources located within the project boundary. Part of the protective measures for cultural resources included the requirement that Tri-Dam install rip-rap along a section of remote shoreline to ensure that these resources weren't damaged by folks using this area for remote camping. When investigating this work effort, it became apparent that it would be necessary to install a roadway to bring the rock to that area of the shoreline, becoming very costly and having the potential for environmental study issues. Tri-Dam, in consultation with tribal representatives and the USFS staff, converted the project to a Data Recovery Project, and that work is nearing completion after a number of years. The work involved the study and location of cultural artifacts within this area, their removal study and transfer to the USFS archives. The project was fully budgeted, and HDR has prepared the Draft Report, which will now be circulated to all tribal representatives and agencies, as required. It is hoped that the project will be fully complete by the end of 2022.
- Hells Half Acre. Attended meeting with Tri-Dam and USFS staff to begin the project of performing additional safety enhancements to the roadway, and management of the cultural resources within that area. Onsite meeting conducted on May 24, 2022, followed up with a conference call on June 2, 2022 with P & P Engineering, to begin developing the plans for USFS approval.
- Beardsley A-Bay. As part of the project close out, FERC DC staff has asked for an additional letter documenting that completion of the project did not require updates to any of the Exhibit F project maps previously filed. That filing will be made by June 10, 2022.

Permit and Other Assignments

- Work on permits, site reviews and compliance questions for various properties at Tulloch. Respond to daily inquiries from the public, and coordination with Calaveras and Tuolumne Marine Safety Units. Permits, inspections and file documentation.
- Tulloch compliance matters, as required, using the data compiled during the shoreline audit.
- Working on pending litigation matters, as required.



Tri-Dam Project Generation & Revenue Report 2022

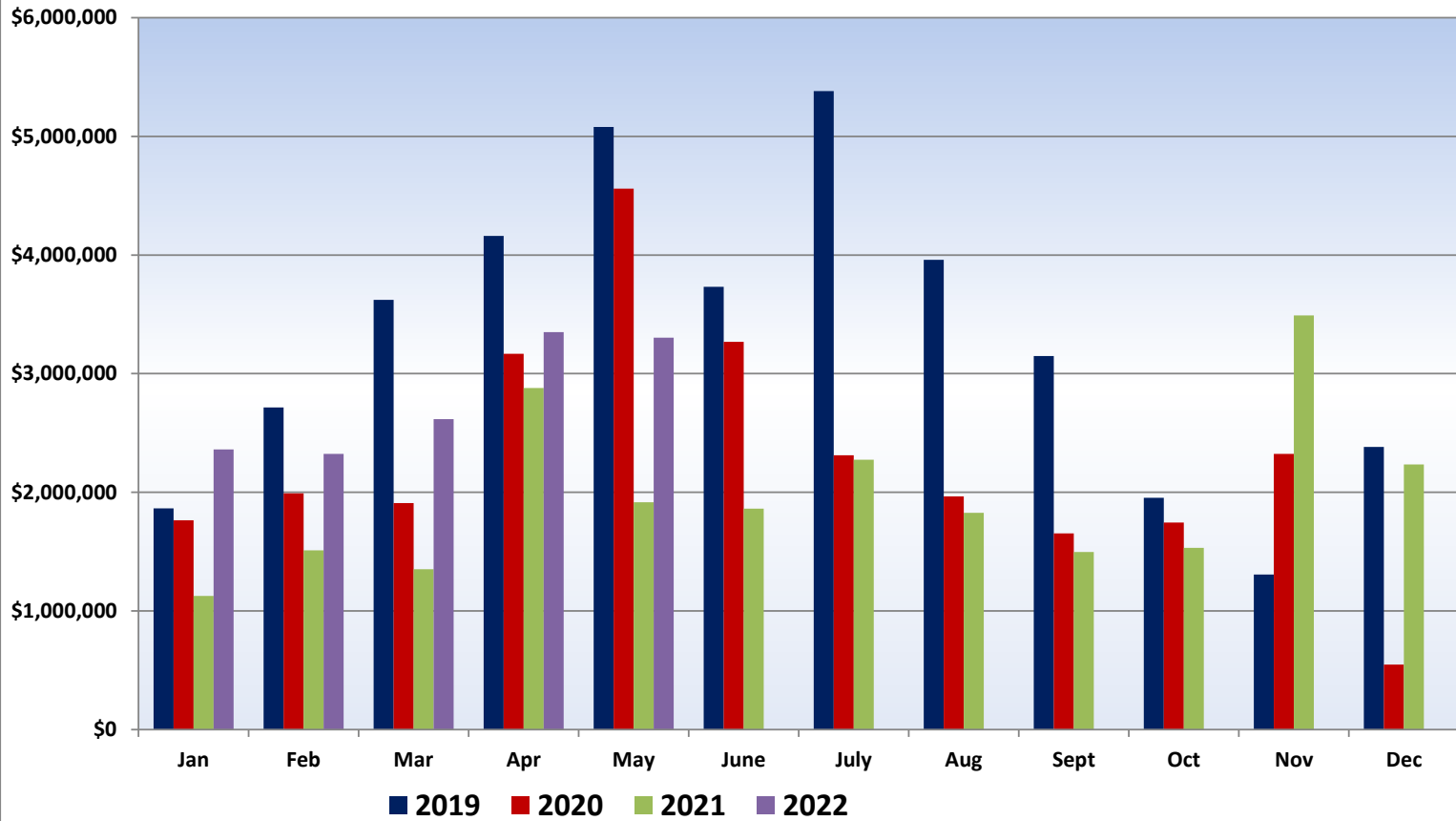
	Donnells				Beardsley				Tulloch				Project Total			
	Average Generation (1958-2018)	2022 Net Generation (kWh)	Avoided Generation (kWh)	2022 Energy Revenue	Average Generation (1958-2018)	2022 Net Generation (kWh)	2022 Energy Revenue	Average Generation (1958-2018)	2022 Net Generation (kWh)	2022 Energy Revenue	Average Generation (1958-2018)	2022 Net Generation (kWh)	2022 Energy Revenue	Average Generation (1958-2018)	2022 Net Generation (kWh)	2022 Energy Revenue
JAN	17,389,989	22,065,962	-	\$1,765,277	3,150,048	6,346,979	\$507,758	4,271,885	1,105,497	\$88,440	24,811,922	29,518,438	\$2,361,475	24,811,922	29,518,438	\$2,361,475
FEB	17,229,608	20,356,500	-	\$1,628,520	2,927,753	4,160,159	\$332,813	5,024,913	4,542,830	\$363,426	25,182,274	29,059,489	\$2,324,759	25,182,274	29,059,489	\$2,324,759
MAR	23,070,659	21,199,698	-	\$1,695,976	3,584,274	712,429	\$56,994	7,580,691	10,794,631	\$863,570	34,235,623	32,706,757	\$2,616,541	34,235,623	32,706,757	\$2,616,541
APR	31,686,865	25,641,336	-	\$2,051,307	4,717,464	6,239,458	\$499,157	10,811,027	9,993,391	\$799,471	47,215,356	41,874,184	\$3,349,935	47,215,356	41,874,184	\$3,349,935
MAY	41,216,149	23,096,110	-	\$1,847,689	5,799,593	3,884,238	\$310,739	12,131,040	14,298,993	\$1,143,919	59,146,782	41,279,340	\$3,302,347	59,146,782	41,279,340	\$3,302,347
JUN	42,555,036		-	\$0	6,336,073		\$0	12,084,818		\$0	60,975,928	-	\$0	60,975,928	-	\$0
JUL	36,444,466		-	\$0	6,629,514		\$0	12,609,174		\$0	55,683,154	-	\$0	55,683,154	-	\$0
AUG	27,568,740		-	\$0	6,269,748		\$0	11,868,293		\$0	45,706,781	-	\$0	45,706,781	-	\$0
SEP	20,111,167		-	\$0	5,223,523		\$0	8,577,620		\$0	33,912,310	-	\$0	33,912,310	-	\$0
OCT	12,743,535		-	\$0	3,752,220		\$0	4,664,124		\$0	21,159,879	-	\$0	21,159,879	-	\$0
NOV	12,042,987		-	\$0	2,794,775		\$0	2,487,256		\$0	17,325,019	-	\$0	17,325,019	-	\$0
DEC	14,354,891		-	\$0	3,713,920		\$0	3,288,702		\$0	21,357,513	-	\$0	21,357,513	-	\$0
Total	296,414,092	112,359,606	-	\$8,988,769	54,898,907	21,343,262	\$1,707,461	95,399,542	40,735,341	\$3,258,827	446,712,540	174,438,209	\$13,955,057	446,712,540	174,438,209	\$13,955,057

Note: Price per MWh is \$80.00

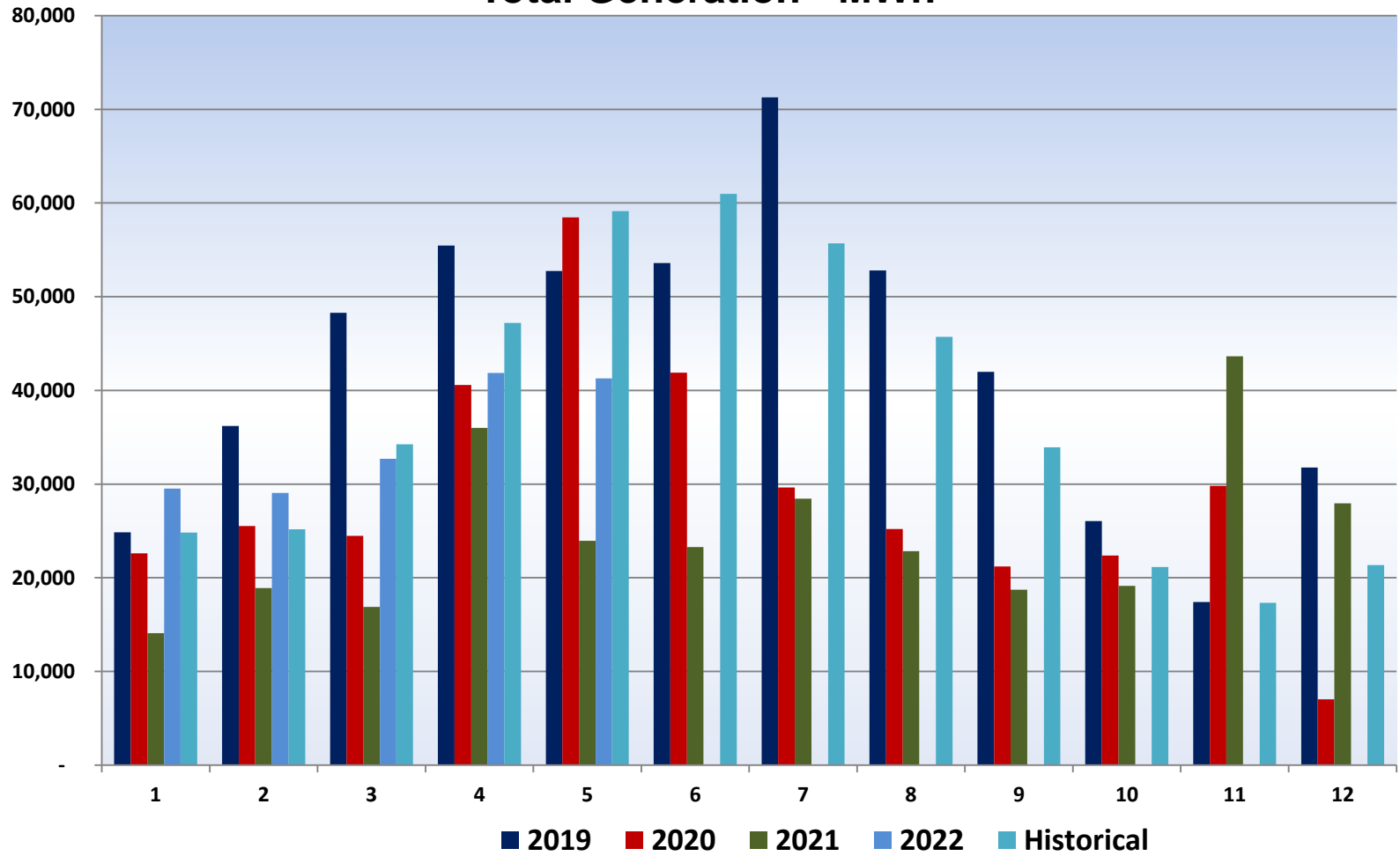
Tri-Dam Power Authority - Sand Bar

	Average Generation (1958-2018)	2022 Net Generation (kWh)	2022 Energy Revenue	PG&E Coordination Payment	Total Revenue
JAN	4,663,654	11,591,430	\$927,314	\$0	\$927,314
FEB	3,946,606	7,422,672	\$593,814	\$0	\$593,814
MAR	5,290,014	-	\$0	\$0	\$0
APR	6,873,822	7,146,240	\$571,699	\$0	\$571,699
MAY	8,065,189	7,151,326	\$572,106	\$0	\$572,106
JUN	8,750,023		\$0	\$0	\$0
JUL	9,133,101		\$0	\$0	\$0
AUG	8,560,581		\$0	\$0	\$0
SEP	6,928,285		\$0	\$0	\$0
OCT	4,898,944		\$0	\$0	\$0
NOV	2,947,604		\$0	\$0	\$0
DEC	5,554,123		\$0	\$0	\$0
Total	75,611,948	33,311,667	\$2,664,933	\$0	\$2,664,933

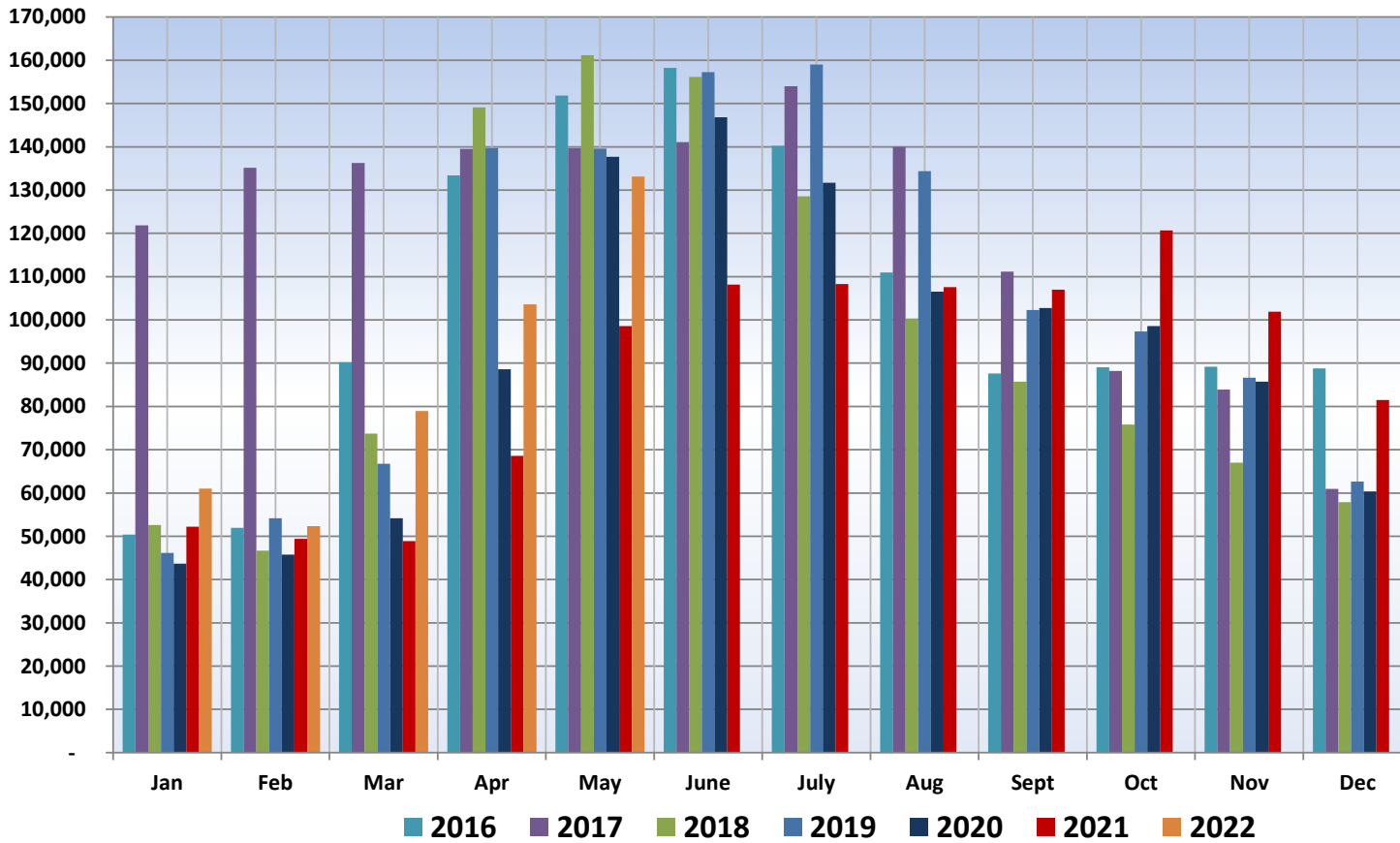
Tri-Dam Project Generation Revenue



Tri-Dam Project Total Generation - MWh



Tri-Dam Project Storage AF - Donnell's & Beardsley



WESTERN PRICE SURVEY

[7] After Holiday Pause, Western Energy Prices Align With National Norms

After some recent sharply escalating energy prices, most Western power and natural gas prices moved lower over the abbreviated holiday trading period. Markets were closed May 30 in observance of the Memorial Day holiday.

Western natural gas spot prices generally retreated by between 4 cents and as much as 62 cents in May 26 to June 2 trading. SoCal CityGate gas lost the most value, down 62 cents to \$9.06/MMBtu. Alberta gas was the exception, gaining 34 cents to reach \$7.67/MMBtu, the lowest regional price.

After breaking the \$10/MMBtu barrier last week, PG&E CityGate natural gas lost 28 cents, but still posted the highest price among Western natural gas hubs at \$9.93/MMBtu.

The amount of natural gas used for power generation in California decreased by 0.3 Bcf per day, or roughly 20 percent, in the U.S. Energy Information Administration's Wednesday-to-Wednesday report week. Natural gas use in the Pacific Northwest was down 0.1 Bcf, or roughly 8 percent, in the same period.

Total demand on the California Independent System Operator grid peaked at 32,048 MW June 1, which was about 6.25 percent less than the previous week.

Solar generation reached 14,097 MW the same day, meeting almost 44 percent of demand. Total renewables on the CAISO grid reached 19,280 MW May 28, which met about 76 percent of demand.

National working natural gas in storage was 1,902 Bcf as of May 27, according to the EIA. This is a net increase of 90 Bcf compared with the previous week.

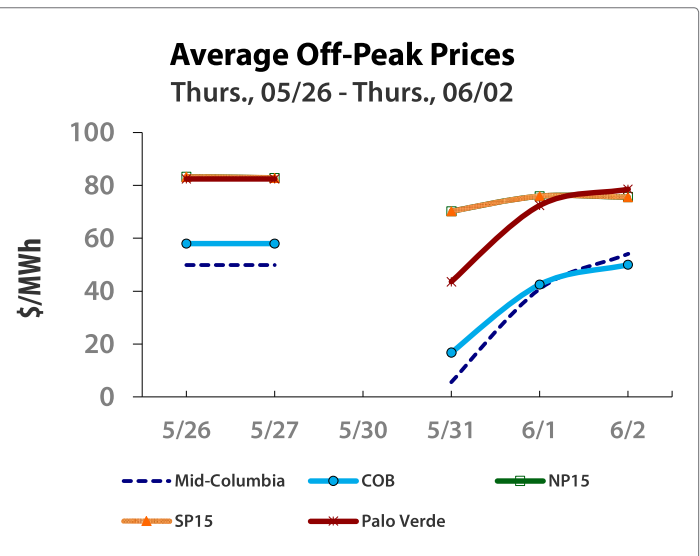
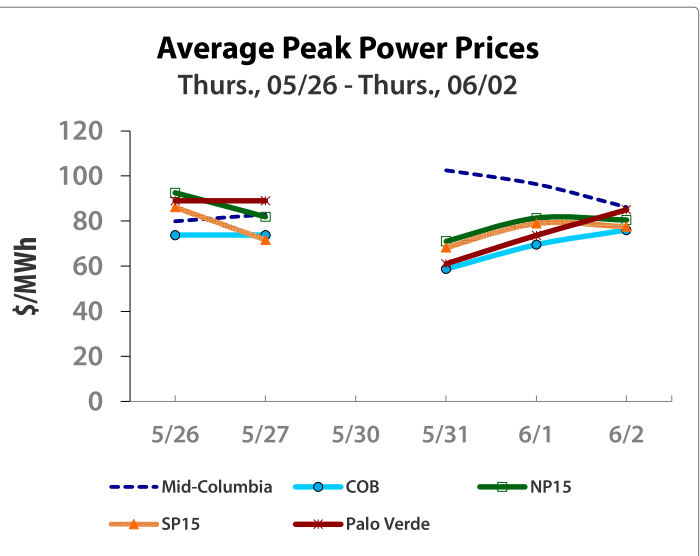
Pacific Northwest daytime power prices increased in trading. Mid-Columbia peak power gained the most, up \$6.30 to \$86.20/MWh. California hubs and Palo Verde trended lower. North of Path 15 posted the greatest decrease in the region, down almost \$12 to \$80.50/MWh.

Off-peak power prices generally moved lower. California-Oregon Border nighttime power fell by \$8 to \$50/MWh, while Mid-C ticked up by \$4.15 to \$54.10/MWh.

In May, the average high peak price at Henry Hub was \$9.30/MMBtu, a \$6.30 year-over-year increase from 2021, when the hub traded at \$3/MMBtu (see "Price Trends," next page). Within two years, the May average price has increased 377 percent. In 2020, the hub was trading at \$1.95/MMBtu.

Western natural gas prices saw increases of between roughly \$5.50 and as much as \$7.31. PG&E CityGate gas jumped by \$7.31 year over year to \$10.38/MMBtu, which was also the highest price among Western hubs. It also saw the greatest year-over-year increase—up 238 percent.

Average Western peak power prices for May saw similar spikes, up by between \$45.50 and almost \$63. Mid-C saw the greatest gains, adding \$62.95 to arrive at \$114.85/MWh, a 121-percent year-over-year increase. South of Path 15 peak power increased 122 percent year over year to \$87.80/MWh. **—Linda Dailey Paulson**



Average Natural Gas Prices (\$/MMBtu)

	Thurs. 05/26	Tues. 05/31	Thurs. 06/02
Henry Hub	9.07	8.46	8.87
Sumas	8.67	8.02	8.28
Alberta	7.33	7.09	7.67
Malin	8.95	8.27	8.74
Opal/Kern	8.68	8.04	8.45
Stanfield	8.68	7.99	8.38
PG&E CityGate	10.21	9.48	9.93
SoCal Border	9.13	8.58	8.82
SoCal CityGate	9.68	9.07	9.06
EP-Permian	8.57	7.51	8.10
EP-San Juan	8.48	8.09	8.44

Power/gas prices courtesy Enerfax

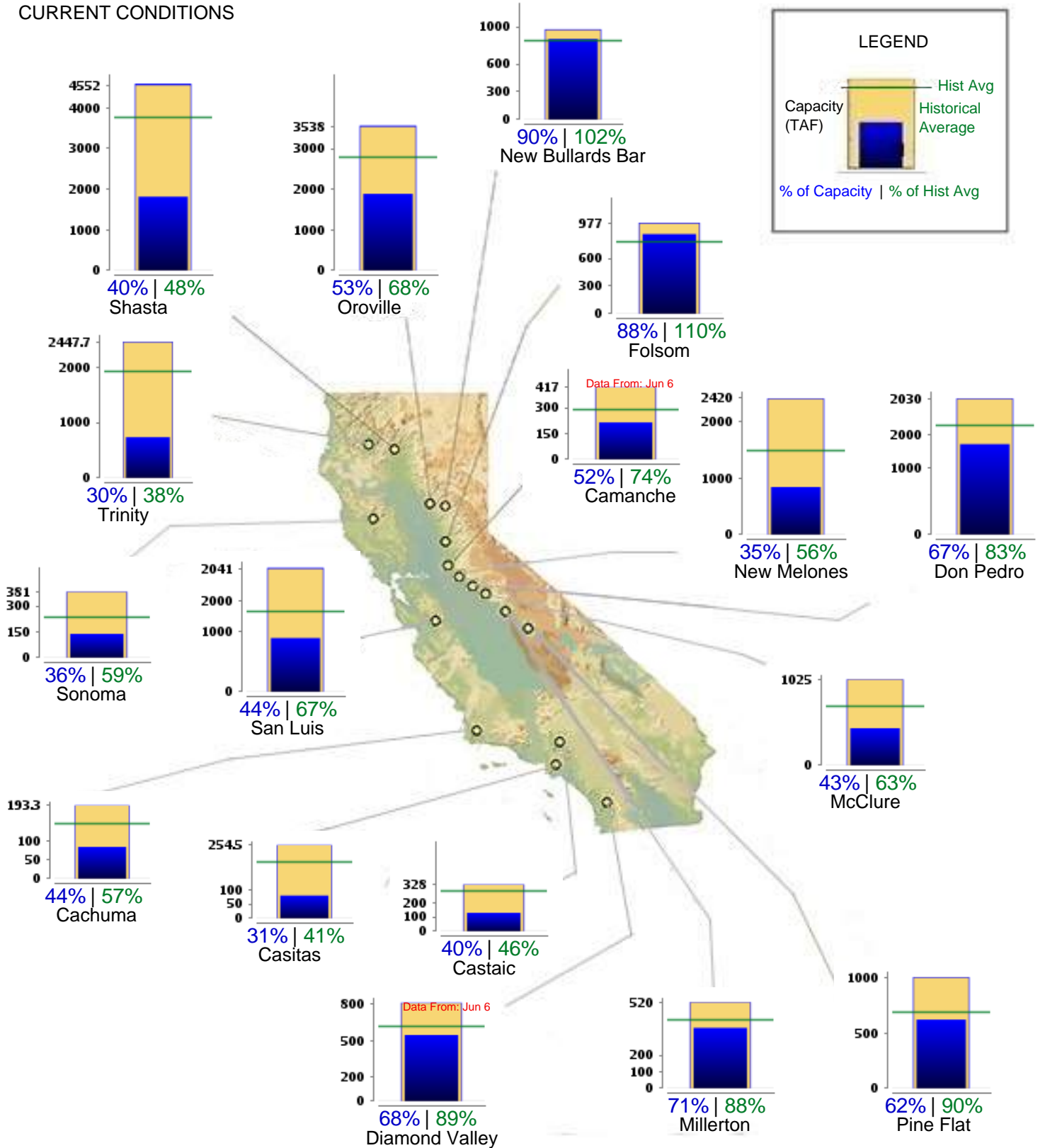


CURRENT RESERVOIR CONDITIONS

CALIFORNIA MAJOR WATER SUPPLY RESERVOIRS

Midnight - June 7, 2022

CURRENT CONDITIONS



TRI-DAM

POWER

AUTHORITY

**REGULAR BOARD MEETING
AGENDA
TRI-DAM POWER AUTHORITY
of THE OAKDALE IRRIGATION DISTRICT and
THE SOUTH SAN JOAQUIN IRRIGATION DISTRICT
JUNE 16, 2022**

Start time is immediately following the Tri-Dam Project meeting
which begins at 9:00 AM

**South San Joaquin Irrigation District
11011 Highway 120
Manteca, CA 95336**

*** SEE BELOW FOR INSTRUCTIONS REGARDING PUBLIC
COMMENT AND PARTICIPATION**

NOTICE: Coronavirus (COVID-19)

A COMPLETE COPY OF THE AGENDA PACKET WILL BE AVAILABLE ON THE OAKDALE IRRIGATION DISTRICT WEB SITE (www.oakdaleirrigation.com) ON MONDAY, JUNE 13, 2022 AT 9:00 A.M. ALL WRITINGS THAT ARE PUBLIC RECORDS AND RELATE TO AN AGENDA ITEM WHICH ARE DISTRIBUTED TO A MAJORITY OF THE BOARD OF DIRECTORS LESS THAN 72 HOURS PRIOR TO THE MEETING NOTICED ABOVE WILL BE MADE AVAILABLE ON THE OAKDALE IRRIGATION DISTRICT WEB SITE (www.oakdaleirrigation.com).

**INFORMATION FOR MEETING DURING CONTINUED PROCLAIMED STATE OF
EMERGENCY**

(Effective 3/27/2020 – until further notice):

Pursuant to California Governor Gavin Newsom’s Executive Order N-29-20, a local legislative body is authorized to hold public meetings via teleconferencing and to make public meetings accessible telephonically or otherwise electronically to all members of the public who wish to participate and to provide public comment to the local legislative body during the current health emergency. The Tri-Dam Project and Tri-Dam Power Authority Board of Directors (Tri-Dam Directors) will adhere to and implement the provisions of the Governor’s Executive Order related to the Brown Act and the utilization of technology to facilitate participation.

*The location of the Tri-Dam meeting will be at the office of the South San Joaquin Irrigation District, 11011 Highway 120, Manteca. This facility is open to the public for meeting attendance, but seating is limited to maintain social distancing.

Members of the public who wish to participate, listen to, and provide comment on the agenda items remotely can do so by clicking <https://ssjid.zoom.us/j/98120276218?pwd=ZzZ0dkxhMGN4TFd2d2poZGhJemVvdz09> or by calling (669) 900-9128, then entering Meeting ID: 981-2027-6218, password 700546. All speakers commenting on Agenda Items are limited to five (5) minutes.

Members of the public may also submit public comments in advance by e-mailing dbarney@ssjid.com by 4:30 p.m., Wednesday, June 15, 2022.

In addition to the conditions set forth above, the Tri-Dam Directors will use sound discretion and make reasonable efforts to adhere as closely as reasonably possible to the provisions of the Brown Act, and other applicable local laws regulating the conduct of public meetings.

In compliance with the Americans with Disabilities Act, a person requiring an accommodation, auxiliary aid, or service to participate in this meeting should contact the Executive Assistant at (209) 249-4623, as far in advance as possible but no later than 24 hours before the scheduled event. Best efforts will be made to fulfill the request.

CALL TO ORDER

ROLL CALL: John Holbrook, Bob Holmes, Dave Kamper, Glenn Spyksma, Mike Weststeyn
Brad DeBoer, Herman Doornenbal, Tom Orvis, Linda Santos, Ed Tobias

PUBLIC COMMENT

CONSENT CALENDAR

ITEMS 1 – 2

Matters listed under the consent calendar are considered routine and will be acted upon under one motion. There will be no discussion of these items unless a request is made to the Board President by a Director or member of the public. Those items will be considered at the end of the consent items.

1. Approve the regular board meeting minutes of May 19, 2022.
2. Approve the May financial statements and statement of obligations.

ACTION CALENDAR

ITEM 3

3. Discuss and consider adoption of Resolution TDPA 2022-08 to implement teleconferencing requirements during a proclaimed state of emergency.

ADJOURNMENT

ITEMS 4 - 5

4. Commissioner Comments.
5. Adjourn to the next regularly scheduled meeting.

BOARD AGENDA REPORT

Date: 6/16/2022
Staff: Brian Jaruszewski

SUBJECT: Tri-Dam Power Authority May 2022 Minutes

RECOMMENDED ACTION: Recommend Approval of May 19, 2022 Minutes

BACKGROUND AND/OR HISTORY:

FISCAL IMPACT:

ATTACHMENTS:

Board Motion:

Motion by: _____ **Second by:** _____

VOTE:

OID: DeBoer (Yes/No) Doornenbal (Yes/No) Orvis (Yes/No) Santos (Yes/No) Tobias (Yes/No)

SSJID: Holbrook (Yes/No) Holmes (Yes/No) Kamper (Yes/No) Spyksma (Yes/No) Weststeyn (Yes/No)

TRI-DAM POWER AUTHORITY MINUTES OF REGULAR MEETING

May 19, 2022
Oakdale, California

The Commissioners of the Tri-Dam Power Authority met at the offices of the Oakdale Irrigation District in Oakdale, on the above date for conducting business of the Tri-Dam Power Authority, pursuant to the resolution adopted on October 14, 1984.

President Doornenbal called the meeting to order at 11:08 a.m.

COMMISSIONERS PRESENT:

OID COMMISSIONERS

ED TOBIAS
LINDA SANTOS
TOM ORVIS
BRAD DeBOER
HERMAN DOORNENBAL

SSJID COMMISSIONERS

BOB HOLMES
GLENN SPYKSMA
DAVE KAMPER
MIKE WESTSTEYN
JOHN HOLBROOK

COMMISSIONERS ABSENT:

ALSO PRESENT:

Jarom Zimmerman, General Manager, Tri-Dam Project; Brian Jaruszewski, Admin. & Finance Manager, Tri-Dam Project; Genna Modrell, Admin. & Finance Asst., Tri-Dam Project; Susan Larson, Compliance Coordinator, Tri-Dam Project; Peter Rietkerk, General Manager, SSJID; Sharon Cisneros, Interim General Manager, OID; Tim Wasiewski, Counsel; Tim O'Laughlin, Counsel

PUBLIC COMMENT

None

CONSENT CALENDAR

ITEM #1 Approve the regular board meeting minutes of April 21, 2022.

ITEM #2 Approve the April financial statements and statement of obligations.

Commissioner Santos moved to approve the consent calendar. Commissioner Holbrook seconded the motion.

The motion passed by the following roll call vote:

AYES: DeBoer, Doornenbal, Orvis, Santos, Tobias, Holbrook, Holmes, Kamper, Spyksma, Weststeyn

NOES: None

ABSTAINING: None

ABSENT: None

ACTION CALENDAR

ITEM #3 Discuss and consider adoption of Resolution TDPA 2022-06 to implement teleconferencing requirements during a proclaimed state of emergency.

Commissioner Holbrook moved to approve Resolution TDPA 2022-06 as presented. Commissioner Weststeyn seconded the motion.

The motion passed by the following roll call vote:

AYES: DeBoer, Doornenbal, Orvis, Tobias, Holbrook, Holmes, Kamper, Spysma

NOES: Santos, Weststeyn

ABSTAINING: None

ABSENT: None

TRI-DAM POWER AUTHORITY
RESOLUTION No. TDPA 2022-06
RESOLUTION TO IMPLEMENT TELECONFERENCING REQUIREMENTS
DURING A PROCLAIMED STATE OF EMERGENCY

WHEREAS, the Ralph M. Brown Act requires that all meetings of a legislative body of a local agency be open and public and that any person may attend and participate in such meetings;

WHEREAS, the Brown Act allows for legislative bodies to hold meetings by teleconference, but imposes specific requirements for doing so;

WHEREAS, on March 17, 2020, in order to address the need for public meetings during the present public health emergency, Governor Newsom issued Executive Order No. N-29-20, suspending the Act's teleconferencing requirements; and

WHEREAS, on June 11, 2021, Governor Newsom issued Executive Order No. N-8-21, continuing the suspension of the Brown Act's teleconferencing requirements through September 30, 2021; and

WHEREAS, these Executive Orders allowed legislative bodies to meet virtually as long as certain notice and accessibility requirements were met; and

WHEREAS, the State Legislature amended the Brown Act through Assembly Bill No. 361 (AB 361) on September 16, 2021; and

WHEREAS, AB 361 amended the Brown Act so that a local agency may use teleconferencing without complying with the regular teleconferencing requirements of the Act, where the legislative body holds a meeting during a proclaimed state of emergency and makes certain findings; and

WHEREAS, Government Code section 54953 requires that the legislative body make additional findings every 30 days in order to continue such teleconferencing.

NOW THEREFORE, the Board of Commissioners of the Tri-Dam Power Authority hereby finds, determines, declares, orders, and resolves as follows:

1. That the foregoing recitals are true and correct and incorporates them by this reference.
2. The Board of Commissioners (“Board”) of the Tri-Dam Power Authority (“TDPA”) finds, by a majority vote, the following:
 - a. That there exists a proclaimed state of emergency; and
 - b. State or local officials have imposed or recommended measures to promote social distancing.
3. TDPA staff is authorized to take all steps and perform all actions necessary to execute and implement this Resolution in compliance with Government Code section 54953.
4. That this Resolution shall take effect immediately and shall remain in effect for thirty (30) days thereafter, provided the conditions set forth in Section 2 remain.

ITEM #4 Discussion and possible action to approve Resolution TDPA 2022-07 Authorization for Maintenance of Bank Accounts.

Commissioner Santos moved to approve Resolution TDPA 2022-07 as presented. Commissioner Holbrook seconded the motion.

The motion passed by the following roll call vote:

AYES: DeBoer, Doornenbal, Orvis, Santos, Tobias, Holbrook, Holmes, Kamper, Spyksma, Weststeyn

NOES: None

ABSTAINING: None

ABSENT: None

TRI-DAM POWER AUTHORITY RESOLUTION NO. TDPA 2022-07

Oakdale Irrigation District

South San Joaquin Irrigation District

AUTHORIZATION FOR MAINTENANCE OF BANK ACCOUNTS

WHEREAS, the Commissioners of said Tri-Dam Power Authority desires that specific persons be authorized to sign checks;

NOW THEREFORE, BE IT RESOLVED, that the persons designated to sign checks on the checking account, effective June 1, 2022, together with their respective titles, are as follows:

BANK: Oak Valley Community Bank

CHECK SIGNATORIES:

Jarom Zimmerman, General Manager, Tri-Dam Project

Brian Jaruszewski, Finance & Administrative Manager, Tri-Dam Project

Scot Moody, General Manager, Oakdale Irrigation District
Peter M. Rietkerk, General Manager, South San Joaquin Irrigation District
Sharon Cisneros, Chief Financial Officer, Oakdale Irrigation District

BE IT FURTHER RESOLVED, that two signatures from the “CHECK SIGNATORIES” listed above are required on checks.

ITEM #5 Discussion and possible action related to designating the date of one Tri-Dam Power Authority regular meeting in Strawberry.

After a brief discussion, the Board agreed to move the August 18, 2022 regular meeting location to the Tri-Dam office in Strawberry, CA.

Commissioner Orvis moved to approve August 18, 2022 in Strawberry. Commissioner DeBoer seconded the motion.

The motion passed by the following roll call vote:

AYES: DeBoer, Doornenbal, Orvis, Santos, Tobias, Holbrook, Holmes, Weststeyn

NOES: Kamper, Spyksma

ABSTAINING: None

ABSENT: None

ITEM #6 Commissioners Comments

None.

ADJOURNMENT

President Doornenbal adjourned the meeting at 11:13 a.m.

The next Board of Commissioners meeting will be June 16, 2022 at the offices of the South San Joaquin Irrigation District, Manteca, California immediately following the Tri-Dam Project meeting, which commences at 9:00 a.m.

ATTEST:

Jarom Zimmerman
Secretary
Tri-Dam Power Authority

BOARD AGENDA REPORT

Date: 6/16/2022
Staff: Brian Jaruszewski

SUBJECT: Tri-Dam Power Authority May 2022 Financial Statements

RECOMMENDED ACTION: Recommend Approval of May 2022 Financial Statements and Statement of Obligations

BACKGROUND AND/OR HISTORY:

Financial Statements (Balance Sheet and Income Statement) for Tri-Dam Power Authority are presented monthly for approval. Note that these are unaudited financial statements. As such, they include accruals for certain revenues and expenditures.

Also submitted for approval is the Statement of Obligations for Tri-Dam Power Authority.

FISCAL IMPACT: See Attachments

ATTACHMENTS: Tri-Dam Power Authority Financial Statements
Tri-Dam Power Authority Statement of Obligations

Board Motion:

Motion by: _____ **Second by:** _____

VOTE:

OID: DeBoer (Yes/No) Doornenbal (Yes/No) Orvis (Yes/No) Santos (Yes/No) Tobias (Yes/No)

SSJID: Holbrook (Yes/No) Holmes (Yes/No) Kamper (Yes/No) Spyksma (Yes/No) Weststeyn (Yes/No)



Tri-Dam Power Authority

Balance Sheets

(Unaudited)

	May 31, 2022	April 30, 2022	May 31, 2021
1 Assets			
2 Cash	\$ 3,563,260	\$ 3,011,580	\$ 1,137,249
3 Short-Term Investments	1,091,079	1,091,079	1,085,138
4 Accounts Receivable	578,110	577,703	232,326
5 Prepaid Expenses	-	15,513	-
6 Capital Assets	45,381,032	45,381,032	45,381,032
7 Accumulated Depreciation	(22,771,153)	(22,743,882)	(22,291,101)
8 Intangible Assets	-	-	-
9 Other Assets	627	627	11
10 Total Assets	27,842,956	27,333,652	25,544,654
11			
12			
13 Liabilities			
14 Accounts Payable	165,852	134,093	161,017
15 Other Current Liabilities	-	-	-
16 Long-Term Liabilities	-	-	26,786
17 Total Liabilities	165,852	134,093	187,802
18			
19 Net Position			
20 Net Position - Beginning of Year	25,922,222	25,922,222	27,233,484
21 Additional Paid in Capital	385,873	385,873	385,873
22 Distributions	(800,000)	(800,000)	(2,504,000)
23 YTD Net Revenues	2,169,008	1,691,464	241,495
24 Total Net Position	27,677,103	27,199,558	25,356,852
25			
26			
27 Total Liabilities and Net Position	\$ 27,842,955	\$ 27,333,652	\$ 25,544,654



Tri-Dam Power Authority
Statement of Revenues and Expenses
 Period Ending May 31, 2022

	YTD Budget	YTD Actual	YTD Budget Variance	Budget Variance %	Prior Year Actual	Prior Year Variance	Prior Year Variance %	2022 Budget
1 Operating Revenues								
2 Power Sales	\$ 2,413,125	\$ 2,664,933	\$ 251,808	10.4%	\$ 732,833	\$ 1,932,101	263.6%	\$ 5,791,501
3 Other Revenue	-	-	-	-	-	-	-	-
4 Total Operating Revenues	<u>2,413,125</u>	<u>2,664,933</u>	<u>251,808</u>	<u>10.4%</u>	<u>732,833</u>	<u>1,932,101</u>	<u>264%</u>	<u>5,791,501</u>
5								
6 Operating Expenses								
7 Salaries and Wages	156,209	113,230	(42,979)	-27.5%	113,583	(353)	-0.3%	374,902
8 Benefits and Overhead	104,287	44,660	(59,627)	-57.2%	52,156	(7,496)	-14.4%	250,288
9 Operations	9,513	895	(8,617)	-90.6%	2,867	(1,972)	-68.8%	22,830
10 Maintenance	49,792	16,650	(33,142)	-66.6%	14,176	2,474	17.4%	119,500
11 General & Administrative	141,193	114,222	(26,971)	-19.1%	107,171	7,051	6.6%	338,862
12 Depreciation & Amortization	208,333	207,095	(1,238)	-0.6%	204,062	3,033	1.5%	500,000
13 Total Operating Expenses	<u>669,326</u>	<u>496,752</u>	<u>(172,574)</u>	<u>-25.8%</u>	<u>494,015</u>	<u>2,736</u>	<u>0.6%</u>	<u>1,606,382</u>
14								
15 Net Income From Operations	1,743,800	2,168,182	424,382	24.3%	238,817	1,929,364	807.9%	4,185,119
16								
17 Nonoperating Revenues (Expenses)								
18 Investment Earnings	4,167	827	(3,340)	-80.2%	2,677	(1,850)	-69.1%	10,000
19 Interest Expense	-	-	-	-	-	-	0.0%	-
22 Total Nonoperating Revenues (Expenses)	<u>4,167</u>	<u>827</u>	<u>(3,340)</u>	<u>-80.2%</u>	<u>2,677</u>	<u>(1,850)</u>	<u>-69.1%</u>	<u>10,000</u>
23								
24 Net Revenues	<u>\$ 1,747,966</u>	<u>\$ 2,169,008</u>	<u>\$ 421,042</u>	<u>24.1%</u>	<u>\$ 241,495</u>	<u>\$ 1,927,514</u>	<u>798.2%</u>	<u>\$ 4,195,119</u>
25								
26								
27 Memo:								
28 Capital Expenditures	<u>\$ 190,000</u>	<u>\$ -</u>	<u>\$ (190,000)</u>					<u>\$ 456,000</u>



Tri-Dam Power Authority
Statement of Revenues and Expenses
 Period Ending May 31, 2022

	MTD Budget	MTD Actual	MTD Budget Variance	Budget Variance %	Prior Year MTD Actual	Prior Year MTD Var	Prior Year Variance %	2022 Budget
1 Operating Revenues								
2 Power Sales	\$ 482,625	\$ 572,106	\$ 89,481	18.5%	\$ 232,326	\$ 339,780	146.3%	\$ 5,791,501
3 Other Operating Revenue	-	-	-	-	-	-	-	-
4 Total Operating Revenues	<u>482,625</u>	<u>572,106</u>	<u>89,481</u>	<u>18.5%</u>	<u>232,326</u>	<u>339,780</u>	<u>146%</u>	<u>5,791,501</u>
5								
6 Operating Expenses								
7 Salaries and Wages	31,242	23,548	(7,694)	-24.6%	21,359	2,189	10.2%	374,902
8 Benefits and Overhead	20,857	8,211	(12,646)	-60.6%	8,998	(787)	-8.7%	250,288
9 Operations	1,903	-	(1,903)	-100.0%	(4,722)	4,722	-100.0%	22,830
10 Maintenance	9,958	-	(9,958)	-100.0%	-	-	0.0%	119,500
11 General & Administrative	28,239	22,803	(5,436)	-19.2%	17,295	5,508	31.8%	338,862
12 Depreciation & Amortization	41,667	40,000	(1,667)	-4.0%	40,812	(812)	-2.0%	500,000
13 Total Operating Expenses	<u>133,865</u>	<u>94,562</u>	<u>(39,304)</u>	<u>-29.4%</u>	<u>83,742</u>	<u>10,820</u>	<u>12.9%</u>	<u>1,606,382</u>
14								
15 Net Income From Operations	348,760	477,545	128,785	36.9%	148,584	328,961	221.4%	4,185,119
16								
17 Nonoperating Revenues (Expenses)								
18 Investment Earnings	833	-	(833)	-100.0%	(824)	824	-100.0%	10,000
19 Interest Expense	-	-	-	-	-	-	0.0%	-
22 Total Nonoperating Revenues (Expenses)	<u>833</u>	<u>-</u>	<u>(833)</u>	<u>-100.0%</u>	<u>(824)</u>	<u>824</u>	<u>-100.0%</u>	<u>10,000</u>
23								
24 Net Revenues	<u>\$ 349,593</u>	<u>\$ 477,545</u>	<u>\$ 127,951</u>	<u>36.6%</u>	<u>\$ 147,760</u>	<u>\$ 329,785</u>	<u>223.2%</u>	<u>\$ 4,195,119</u>
25								
26								
27 Memo:								
28 Capital Expenditures	<u>\$ 38,000</u>	<u>\$ -</u>	<u>\$ (38,000)</u>					<u>\$ 456,000</u>



Tri-Dam Power Authority
Statement of Revenues and Expenses
 Period Ending May 31, 2022

	QTD Budget	QTD Actual	QTD Budget Variance	Budget Variance %	Prior Year QTD Actual	Prior Year QTD Var	PY QTD Variance	Budget Variance %	2021 Budget
1 Operating Revenues									
2 Power Sales	\$ 1,008,159	\$ 1,143,805	\$ 135,646	13.5%	\$ 412,310	\$ 731,496	\$ 319,186	77.4%	\$ 6,048,956
3 Other Operating Revenue	-	-	-	-	-	-	-	-	-
4 Total Operating Revenues	1,008,159	1,143,805	135,646	13.5%	412,310	731,496	319,186	77.4%	6,048,956
5									
6 Operating Expenses									
7 Salaries and Wages	55,127	44,810	(10,316)	-18.7%	60,812	(16,002)	(76,814)	-126.3%	330,759
8 Benefits and Overhead	37,767	16,761	(21,006)	-55.6%	28,087	(11,326)	(39,414)	-140.3%	226,604
9 Operations	3,805	297	(3,508)	-92.2%	(4,722)	5,019	9,741	-206.3%	22,830
10 Maintenance	27,250	1,862	(25,388)	-93.2%	3,306	(1,444)	(4,750)	-143.7%	163,500
11 General & Administrative	45,280	56,748	11,468	25.3%	54,145	2,603	(51,542)	-95.2%	271,682
12 Depreciation & Amortization	83,333	80,880	(2,453)	-2.9%	80,999	(119)	(81,119)	-100.1%	500,000
13 Total Operating Expenses	252,563	201,358	(51,204)	-20.3%	222,628	(21,270)	(243,897)	-109.6%	1,515,375
14									
15 Net Income From Operations	755,597	942,447	186,850	24.7%	189,682	752,765	563,083	296.9%	4,533,581
16									
17 Nonoperating Revenues (Expenses)									
18 Investment Earnings	3,333	799	(2,534)	-76.0%	658	141	(518)	-78.6%	20,000
19 Interest Expense	-	-	-	-	-	-	-	-	-
22 Total Nonoperating Revenues (Expenses)	3,333	799	(2,534)	-76.0%	658	141	(518)	-78.6%	20,000
23									
24 Net Revenues	\$ 758,930	\$ 943,246	\$ 184,316	24.3%	\$ 190,340	\$ 752,906	\$ 562,565	295.6%	\$ 4,553,581
25									
26									
27 Memo:									
28 Capital Expenditures	\$ 26,000	\$ -	\$ (26,000)						\$ 156,000



Tri-Dam Power Authority Cash Flow 2022

Month	Power Sales	Other Receipts	Cash Payments	Distributions	Monthly Net Cash Flow	YTD Net Cash Flow
Jan	\$ 893,736	\$ 29	\$ 8,162	\$ 800,000	\$ 85,603	\$ 85,603
Feb	927,314	21	13,697	-	913,638	999,241
Mar	593,814	14	5,198	-	588,630	1,587,870
Apr	-	4	94,475	-	(94,471)	1,493,400
May	571,699	51	20,069	-	551,680	2,045,080
June					-	2,045,080
July					-	2,045,080
Aug					-	2,045,080
Sept					-	2,045,080
Oct					-	2,045,080
Nov					-	2,045,080
Dec					-	2,045,080
Total	\$ 2,986,563	\$ 118	\$ 141,601	\$ 800,000	\$ 2,045,080	

Budget \$ 6,048,956 \$ 20,000 \$ 1,519,363

Budget	
\$ -	Debt Payments (P&I)
1,063,363	O&M Payments
456,000	Capital Payments
<u>\$ 1,519,363</u>	

BOARD AGENDA REPORT

Date: 6/16/2022

Staff: Mia Brown

SUBJECT: Resolution TDPA 2022-08 to Implement Teleconferencing Requirements during a Proclaimed State of Emergency

RECOMMENDED ACTION: Approve Resolution TDPA 2022-08 proclaiming a local emergency, which authorizes remote teleconference meetings.

BACKGROUND AND/OR HISTORY:

On September 17, 2021 Assembly Bill 361 (AB 361) was signed and took effect on October 1, 2021. AB 361 replaced some provisions of Executive Order N-29-20, which allows local legislative bodies to hold remote teleconference meetings. The resolution will allow the Authority a thirty (30) day period to continue remote meetings, or until conditions improve or the Executive Order is cancelled. A subsequent resolution will need to be passed every thirty days to continue the remote meetings.

FISCAL IMPACT: None

ATTACHMENTS: Resolution TDPA 2022-08

Board Motion:

Motion by: _____ **Second by:** _____

VOTE:

OID: DeBoer (Yes/No) Doornenbal (Yes/No) Orvis (Yes/No) Santos (Yes/No) Tobias (Yes/No)

SSJID: Holbrook (Yes/No) Holmes (Yes/No) Kamper (Yes/No) Spyksma (Yes/No) Weststeyn (Yes/No)

**TRI-DAM POWER AUTHORITY
RESOLUTION No. TDPA 2022-08
RESOLUTION TO IMPLEMENT TELECONFERENCING REQUIREMENTS
DURING A PROCLAIMED STATE OF EMERGENCY**

WHEREAS, the Ralph M. Brown Act requires that all meetings of a legislative body of a local agency be open and public and that any person may attend and participate in such meetings;

WHEREAS, the Brown Act allows for legislative bodies to hold meetings by teleconference, but imposes specific requirements for doing so;

WHEREAS, on March 17, 2020, in order to address the need for public meetings during the present public health emergency, Governor Newsom issued Executive Order No. N-29-20, suspending the Act's teleconferencing requirements; and

WHEREAS, on June 11, 2021, Governor Newsom issued Executive Order No. N-8-21, continuing the suspension of the Brown Act's teleconferencing requirements through September 30, 2021; and

WHEREAS, these Executive Orders allowed legislative bodies to meet virtually as long as certain notice and accessibility requirements were met; and

WHEREAS, the State Legislature amended the Brown Act through Assembly Bill No. 361 (AB 361) on September 16, 2021; and

WHEREAS, AB 361 amended the Brown Act so that a local agency may use teleconferencing without complying with the regular teleconferencing requirements of the Act, where the legislative body holds a meeting during a proclaimed state of emergency and makes certain findings; and

WHEREAS, Government Code section 54953 requires that the legislative body make additional findings every 30 days in order to continue such teleconferencing.

NOW THEREFORE, the Board of Commissioners of the Tri-Dam Power Authority hereby finds, determines, declares, orders, and resolves as follows:

1. That the foregoing recitals are true and correct and incorporates them by this reference.
2. The Board of Commissioners ("Board") of the Tri-Dam Power Authority ("TDPA") finds, by a majority vote, the following:
 - a. That there exists a proclaimed state of emergency; and
 - b. State or local officials have imposed or recommended measures to promote social distancing.

3. TDPA staff is authorized to take all steps and perform all actions necessary to execute and implement this Resolution in compliance with Government Code section 54953.
4. That this Resolution shall take effect immediately and shall remain in effect for thirty (30) days thereafter, provided the conditions set forth in Section 2 remain.

PASSED AND ADOPTED by the Board of Commissioners of the Tri-Dam Power Authority this 16th day of June, 2022, by the following vote:

OAKDALE IRRIGATION DISTRICT

AYES:
NOES:
ABSENT:

SOUTH SAN JOAQUIN IRRIGATION DISTRICT

AYES:
NOES:
ABSENT:

TRI-DAM POWER AUTHORITY

Herman Doornenbal, President

Jarom Zimmerman, Secretary