



**AGENDA MATERIALS**  
**TRI-DAM PROJECT**



**TRI-DAM POWER**  
**AUTHORITY**



**BOARD MEETING**

**December 16, 2021**

---

**REGULAR BOARD MEETING  
AGENDA  
TRI-DAM PROJECT  
of THE OAKDALE IRRIGATION DISTRICT and  
THE SOUTH SAN JOAQUIN IRRIGATION DISTRICT  
DECEMBER 16, 2021  
9:00 A.M.**

**South San Joaquin Irrigation District  
11011 Highway 120  
Manteca, CA 95336**

**\* SEE BELOW FOR INSTRUCTIONS REGARDING PUBLIC COMMENT AND PARTICIPATION**

---

**NOTICE: Coronavirus (COVID-19)**

A COMPLETE COPY OF THE AGENDA PACKET WILL BE AVAILABLE ON THE OAKDALE IRRIGATION DISTRICT WEB SITE ([www.oakdaleirrigation.com](http://www.oakdaleirrigation.com)) ON MONDAY, DECEMBER 13, 2021 AT 9:00 A.M. ALL WRITINGS THAT ARE PUBLIC RECORDS AND RELATE TO AN AGENDA ITEM WHICH ARE DISTRIBUTED TO A MAJORITY OF THE BOARD OF DIRECTORS LESS THAN 72 HOURS PRIOR TO THE MEETING NOTICED ABOVE WILL BE MADE AVAILABLE ON THE OAKDALE IRRIGATION DISTRICT WEB SITE ([www.oakdaleirrigation.com](http://www.oakdaleirrigation.com)).

**INFORMATION FOR SPECIAL MEETING DURING SHELTER IN PLACE ORDER  
(Effective 3/27/2020 – until further notice):**

Pursuant to California Governor Gavin Newsom’s Executive Order N-29-20, a local legislative body is authorized to hold public meetings via teleconferencing and to make public meetings accessible telephonically or otherwise electronically to all members of the public who wish to participate and to provide public comment to the local legislative body during the current health emergency. The Tri-Dam Project and Tri-Dam Power Authority Board of Directors (Tri-Dam Directors) will adhere to and implement the provisions of the Governor’s Executive Order related to the Brown Act and the utilization of technology to facilitate participation.

\*The location of the Tri-Dam meeting will be at the offices of the South San Joaquin Irrigation District, 11011 Highway 120, Manteca. Be advised these facilities are currently closed to public access due to implemented protection measures for the COVID-19 virus. **The public will not be granted access to these facilities.**

**\*\*Public members who wish to participate, listen to, and provide comment on agenda items can do so by telephone by calling (669) 900-6833, then entering Meeting ID: 981-2027-6218, password 700546. All speakers commenting on Agenda Items are limited to five (5) minutes.**

Members of the public may also submit public comments in advance by e-mailing [dbarney@ssjid.com](mailto:dbarney@ssjid.com) by 4:30 p.m., Wednesday, December 15, 2021.

In addition to the mandatory conditions set forth above, the Tri-Dam Directors will use sound discretion and make reasonable efforts to adhere as closely as reasonably possible to the provisions of the Brown Act, and other applicable local laws regulating the conduct of public meetings.

In compliance with the Americans with Disabilities Act, a person requiring an accommodation, auxiliary aid, or service to participate in this meeting should contact the Executive Assistant at (209) 249-4623, as far in advance as possible but no later than 24 hours before the scheduled event. The best effort to fulfill the request will be made.

---

## **CALL TO ORDER**

## **PLEDGE OF ALLEGIANCE**

**ROLL CALL:** John Holbrook, Bob Holmes, Dave Kamper, Glenn Spyksma, Mike Weststeyn  
Brad DeBoer, Herman Doornenbal, Tom Orvis, Linda Santos, Ed Tobias

## **PUBLIC COMMENT**

---

## **CONSENT CALENDAR**

## **ITEMS 1 - 2**

1. Approve the regular board meeting minutes of November 18, 2021.
2. Approve the November financial statements and statement of obligations.

---

## **ACTION CALENDAR**

## **ITEMS 3 - 8**

3. Discuss and consider adoption of Resolution TDP 2021-08 to implement teleconferencing requirements during a proclaimed state of emergency.
4. Discussion and possible action regarding TDP Resolution 2021-09 Surplus Property – 1997 Ford F350 Flatbed
5. Discussion and possible action regarding TDP Resolution 2021-10 Establishment of a Flexible Spending Account Deposit Account at Oak Valley Community Bank.
6. Discussion and possible action to approve FY2022 Public Relations / Marketing Services Agreement - MHD Group, Inc.

### **The following items shall be undertaken following closed-session:**

7. Discuss and consider Tri-Dam response to letter dated November 24, 2021 from Congressman Tom McClintock.
8. Discuss and possible action regarding annual compensation of General Manager.

---

## **DISCUSSION**

## **ITEM 9**

9. Tri-Dam Project and Tri-Dam Power Authority Transition Update

---

**COMMUNICATIONS****ITEMS 10 - 13**

10. Staff reports as follows:
    - a. General Manager Report
    - b. Operations & Maintenance Report
    - c. Compliance Report
  11. Generation Report
  12. Fisheries studies on the Lower Stanislaus River
  13. Directors' Comments
- 

**CLOSED SESSION****ITEM 14**

14. a. CONFERENCE WITH LEGAL COUNSEL – EXISTING LITIGATION  
Government Code § 54956.9(d)(1)
    1. *SJTA v. State Water Resources Control Board*  
Judicial Council Coordination Proceeding 5013
    2. *SJTA v. State Water Resources Control Board*  
Fresno County Superior Court, Case No. 21CECG02632
  - b. CONFERENCE WITH LEGAL COUNSEL – ANTICIPATED LITIGATION  
Possible Initiation of Litigation  
Government Code § 54956.9(d)(4)  
Three (3) cases
  - c. CONFERENCE WITH LEGAL COUNSEL – ANTICIPATED LITIGATION  
Significant Exposure to Litigation  
Government Code § 54956.9(d)(2)  
Two (2) cases
  - d. PUBLIC EMPLOYEE PERFORMANCE EVALUATION  
Government Code § 54957(b)(1)  
Title: General Manager
- 

**ADJOURNMENT****ITEM 15**

15. Adjourn to the next regularly scheduled meeting

# BOARD AGENDA REPORT

Date: 12/18/2021  
Staff: Brian Jaruszewski

---

**SUBJECT:** Tri-Dam Project November 2021 Minutes

---

**RECOMMENDED ACTION:** Recommend Approval of November 18, 2021 Minutes

---

**BACKGROUND AND/OR HISTORY:**

**FISCAL IMPACT:**

**ATTACHMENTS:**

---

**Board Motion:**

**Motion by:** \_\_\_\_\_ **Second by:** \_\_\_\_\_

**VOTE:**

**OID:** DeBoer (Yes/No) Doornenbal (Yes/No) Orvis (Yes/No) Santos (Yes/No) Tobias (Yes/No)

**SSJID:** Holbrook (Yes/No) Holmes (Yes/No) Kamper (Yes/No) Spyksma (Yes/No) Weststeyn (Yes/No)

**TRI-DAM PROJECT  
MINUTES OF THE JOINT BOARD  
OF DIRECTORS REGULAR MEETING**

November 18, 2021  
Manteca, California

The Joint Boards of Directors of the Oakdale Irrigation District and the South San Joaquin Irrigation District met in joint session at the office of South San Joaquin Irrigation District located in Manteca, California on the above date for the purpose of conducting business of the Tri-Dam Project, pursuant to the resolution adopted by each of the respective Districts on July 29, 1955.

President Orvis called the meeting to order at 9:01 a.m.

**OID DIRECTORS**

**SSJID DIRECTORS**

***DIRECTORS PRESENT:***

TOM ORVIS  
ED TOBIAS  
LINDA SANTOS  
BRAD DeBOER  
HERMAN DOORNENBAL

BOB HOLMES  
GLENN SPYKSMA  
JOHN HOLBROOK  
MIKE WESTSTEYN  
DAVE KAMPER

***DIRECTORS ABSENT:***

***Also, Present:***

Jarom Zimmerman, General Manager, Tri-Dam Project; Genna Modrell, Admin. & Finance Asst., Tri-Dam Project; Susan Larson, Compliance Coordinator, Tri-Dam Project; Peter Rietkerk, General Manager, SSJID; Mia Brown, General Counsel, SSJID; Brandon Nakagawa, Water Resources Coordinator, SSJID; Tim Wasiewski, Counsel; Tim O'Laughlin, Counsel

***PUBLIC COMMENT***

None.

***CONSENT CALENDAR***

***ITEM #1 Approve the regular board meeting minutes of October 21, 2021.***

***ITEM #2 Approve the October financial statements and statement of obligations.***

Director Holmes advised item 7 was at the request of Jarom Zimmerman and Brian Jaruszewski plus the adjournment was by Holmes instead of Orvis.

Director Holmes moved to approve the consent calendar with the corrections. Director Santos seconded the motion.

The motion passed by the following roll call vote:

AYES: Doornenbal, DeBoer, Orvis, Santos, Tobias, Holbrook, Holmes, Kamper, Spysma, Weststeyn

NOES: None  
ABSTAINING: None  
ABSENT: None

## **ACTION CALENDAR**

### ***ITEM #3 Discuss and consider adoption of Resolution TDP 2021-07 to implement teleconferencing requirements during a proclaimed state of emergency.***

Mia Brown clarified this is for 30 day intervals and without it Directors would not be able to Zoom or call into the next meeting.

Director Holbrook moved to approve as presented. Director Santos seconded the motion.

The motion passed by the following roll call vote:

AYES: DeBoer, Doornenbal, Orvis, Santos, Tobias, Holbrook, Holmes, Kamper, Spyksma, Weststeyn

NOES: None

ABSTAINING: None

ABSENT: None

### ***ITEM #4 Consider adoption of Tim O’Laughlin, PLC rate schedule.***

Jarom Zimmerman presented the proposed rate schedule adding the last increase was May 2019.

Director Kamper moved to approve years 2022 and 2023 only at \$450/hr. Director Tobias seconded the motion.

The motion passed by the following roll call vote:

AYES: DeBoer, Doornenbal, Orvis, Santos, Tobias, Kamper, Spyksma, Weststeyn

NOES: Holbrook, Holmes

ABSTAINING: None

ABSENT: None

### ***ITEM #5 Consider adoption of FishBio 2022 research and monitoring.***

Andrea Fuller updated the Board on the meeting regarding predation and discussed the three scope of work levels presented for the 2022 budget and responded to Director questions.

After a lengthy discussion, Director Holmes moved to approve option 3 for \$775,000. Director Santos seconded the motion.

The motion passed by the following roll call vote:

AYES: DeBoer, Orvis, Santos, Tobias, Holbrook, Holmes, Spyksma, Weststeyn

NOES: Doornenbal, Kamper

ABSTAINING: None

ABSENT: None

***ITEM #6 Award contract for construction of the Tulloch Day Use Recreation Site.***

Susan Larson gave a brief history of this project, advised the Calaveras County Water District has also reviewed the bids, and answered Directors questions.

Director Kamper moved to award the contract to K.W. Emerson as presented. Director Doornenbal seconded the motion.

The motion passed by the following roll call vote:

AYES: DeBoer, Doornenbal, Orvis, Santos, Tobias, Holbrook, Holmes, Kamper, Spyksma, Weststeyn

NOES: None

ABSTAINING: None

ABSENT: None

***ITEM #7 Review and authorize the General Manager to sign a professional services agreement with Dillon & Murphy Consulting Engineers and Condor Earth for construction phase engineering services for Tulloch Day Use Recreation Site.***

Susan Larson advised that although this project is straight forward acquiring Dillon & Murphy and Condor Earth will meet the legal requirement for certifications at the final inspection.

Director Holmes moved to approve as presented. Director Santos seconded the motion.

The motion passed by the following roll call vote:

AYES: DeBoer, Doornenbal, Orvis, Santos, Tobias, Holbrook, Holmes, Kamper, Spyksma, Weststeyn

NOES: None

ABSTAINING: None

ABSENT: None

***ITEM #8 Discuss and consider adoption of the 2022 Draft Budget.***

Jarom Zimmerman provided the background and the process of putting together this budget and responded to Directors questions.

The non-operating expenses will be increased by \$375,000 to include the amended FishBio amount approved in Item 5.

Director Holbrook moved to approve including the FishBio amendment. Director DeBoer seconded the motion.

The motion passed by the following roll call vote:

AYES: DeBoer, Doornenbal, Orvis, Santos, Tobias, Holbrook, Holmes, Kamper, Spyksma, Weststeyn

NOES: None

ABSTAINING: None

ABSENT: None



**ITEM #9 CalPERS Unfunded Liability.**

Jarom Zimmerman updated the Board on the current balance of the unfunded accrued liability and recommended options 1 or 2 to prevent overfunding.

Director DeBoer moved to approve option 1, \$750,000, to be paid from the operating reserve account. Director Holbrook seconded the motion.

The motion passed by the following roll call vote:

AYES: DeBoer, Doornenbal, Orvis, Santos, Tobias, Holbrook, Holmes, Spyksma, Weststeyn

NOES: Kamper

ABSTAINING: None

ABSENT: None

**ITEM #10 Discussion and possible action to approve Stephens Mechanical invoice for Beardsley PRV work.**

Jarom Zimmerman provided a background, the challenges and the work done that went beyond the General Manager's approval limit and responded to Directors questions.

Director Holmes moved to approve as presented. Director Doornenbal seconded the motion.

The motion passed by the following roll call vote:

AYES: DeBoer, Doornenbal, Orvis, Santos, Tobias, Holbrook, Holmes, Kamper, Spyksma, Weststeyn

NOES: None

ABSTAINING: None

ABSENT: None

**ITEM #11 JPIA Board of Directors – Member / Alternate.**

Jarom Zimmerman stated this item was requested at the previous meeting and advised the Board previously took action on March 26, 2020. After reviewing the Board decided to take no action.

**ITEM #12 Holiday time off between Christmas and New Year's for all Tri-Dam employees.**

Jarom Zimmerman advised that Tri-Dam staff has completed an exceptional amount of maintenance and upgrades, and even on a reduced budget while finding ways to reduce expenditures by performing much of the work in house resulting in additional savings.

Jarom recommended providing paid days off between Christmas and New Year's Day for all Tri-Dam employees, which will result in 3-4 days, depending on each employee's work week. Staff unable to utilize vacation on those designated days will receive the time as vacation accrual to use at a later date.

Director Kamper moved to approve as presented. Director Tobias seconded the motion.

The motion passed by the following roll call vote:

AYES: DeBoer, Doornenbal, Orvis, Santos, Tobias, Holbrook, Holmes, Kamper, Spyksma, Weststeyn

NOES: None

ABSTAINING: None

ABSENT: None

***ITEM #13 2021 IBEW Incentive Program.***

Jarom Zimmerman presented the current hours of downtime and advised that staff is expected to receive the full amount of this program.

***ITEM #14 Tri-Dam Project and Tri-Dam Power Authority Transition Update.***

Jarom Zimmerman updated the Board on recent findings with CalPERS and advised that Classic members cannot be “grandfathered” in to a new CalPERS contract with Authority. Due to this, he recommended consolidating Authority into Project to maintain the current CalPERS contract. This would result in a much simpler transition.

***COMMUNICATIONS***

***ITEM #15 Staff Reports***

In addition to the written reports Jarom Zimmerman gave a brief summary of the General Manager’s report.

***ITEM #16 Generation Report***

Jarom Zimmerman provided the expected revenue for November and December.

***ITEM #17 Fisheries Studies on the Lower Stanislaus River***

No discussion.

***Recess to Tri-Dam Power Authority***

President Orvis recessed to the Tri-Dam Power Authority Board of Commissioners meeting at 11:17 a.m.

The Tri-Dam Project meeting resumed at 11:24 a.m. after the Tri-Dam Power Authority meeting adjourned.

***ITEM #18 Directors Comments***

Director Santos stated she had recently traveled to Shasta and has never seen it so low. Director Spyksma shared he had recently toured Tulloch. It was enlightening, he learned a lot and really enjoyed it.

Directors DeBoer, Orvis and Tobias are thankful to Jarom and staff.

*President Orvis announced before closed session that the following items would be discussed. The Board took a brief recess at 11:28 a.m. and convened to Closed Session at 11:40 a.m.*

**ITEM #19 Closed Session**

- a. CONFERENCE WITH LEGAL COUNSEL – EXISTING LITIGATION  
Government Code § 54956.9(d)(1)
  - 1. *Tri-Dam v. Scott Frazier*  
Eastern District of California Case No. 1:20-cv-00408-SKO
  - 2. *SJTA v. State Water Resources Control Board*  
Judicial Council Coordination Proceeding 5013
  - 3. *SJTA v. State Water Resources Control Board*  
Fresno County Superior Court, Case No. 21CECG02632
- b. CONFERENCE WITH LEGAL COUNSEL – ANTICIPATED LITIGATION  
Possible Initiation of Litigation  
Government Code § 54956.9(d)(4)  
Three (3) cases
- c. CONFERENCE WITH LEGAL COUNSEL – ANTICIPATED LITIGATION  
Significant Exposure to Litigation  
Government Code § 54956.9(d)(2)  
Two (2) cases
- d. CONFERENCE WITH REAL PROPERTY NEGOTIATOR  
Government Code § 54956.8  
Negotiating Parties: Oakdale Irrigation District, South San Joaquin Irrigation District, and Chicken Ranch Rancheria Band of Mi-Wuks  
Property: Water  
Agency Negotiators: OID & SSJID General Managers and Water Counsel  
Under Negotiations: Price and Terms of payment of sale

At the hour of 1:16 p.m., the Board reconvened to open session.

Disclosure of reportable actions taken in Closed Session, pursuant to Government Code Section 54957.1: There were no reportable actions taken in closed session.

**ADJOURNMENT**

President Orvis adjourned the meeting at 1:17 p.m.

The next regular board meeting is scheduled for December 16, 2021, at the offices of South San Joaquin Irrigation District, Manteca, California beginning at 9:00 a.m.

ATTEST:

\_\_\_\_\_  
Jarom Zimmerman  
Secretary, Tri-Dam Project

# BOARD AGENDA REPORT

Date: 12/16/2021  
Staff: Brian Jaruszewski

---

**SUBJECT: Tri-Dam Project November 2021 Financial Statements**

---

**RECOMMENDED ACTION:** Recommend Approval of November 2021 Financial Statements and Statement of Obligations

---

**BACKGROUND AND/OR HISTORY:**

Financial Statements (Balance Sheet and Income Statement) for Tri-Dam Project are presented monthly for approval. Note that these are unaudited financial statements. As such, they include accruals for certain revenues and expenditures.

Also submitted for approval is the Statement of Obligations for Tri-Dam Project.

**FISCAL IMPACT:** See Attachments

**ATTACHMENTS:** Tri-Dam Project Financial Statements  
Tri-Dam Project Statement of Obligations

---

**Board Motion:**

**Motion by:** \_\_\_\_\_ **Second by:** \_\_\_\_\_

**VOTE:**

**OID:** DeBoer (Yes/No) Doornenbal (Yes/No) Orvis (Yes/No) Santos (Yes/No) Tobias (Yes/No)

**SSJID:** Holbrook (Yes/No) Holmes (Yes/No) Kamper (Yes/No) Spyksma (Yes/No) Weststeyn (Yes/No)



## Tri-Dam Project Balance Sheets

(unaudited)

	<u>November 30, 2021</u>	<u>October 31, 2021</u>	<u>November 30, 2020</u>
1 <b>Assets</b>			
2 Cash	\$ 7,789,284	\$ 6,732,879	\$ 7,195,232
3 Investment Securities & Money Market	15,429,612	15,428,483	13,921,577
4 Accounts Receivable	4,124,649	2,097,852	3,673,618
5 Prepaid Expenses	453,236	519,872	446,511
6 Capital Assets	112,116,358	112,116,358	107,648,332
7 Accumulated Depreciation	(54,338,356)	(54,181,588)	(52,543,164)
8 Intangible Assets	8,213,938	8,213,938	8,213,938
9 Accumulated Amortization - Intangibles	(2,570,251)	(2,550,790)	(2,356,180)
10 Other Assets	59,268	59,268	32,225
11 Deferred Outflows - Pension Related	1,703,113	1,703,113	3,095,459
12 <b>Total Assets &amp; Deferred Outflows</b>	<u>92,980,851</u>	<u>90,139,384</u>	<u>89,327,547</u>
13			
14			
15 <b>Liabilities</b>			
16 Accounts Payable	214,522	120,415	174,438
17 Other Current Liabilities	363,216	371,318	417,964
18 Long-Term Liabilities	4,642,806	4,642,806	4,289,237
19 Deferred Inflows - Pension Related	1,112,546	1,112,546	2,576,399
20 <b>Total Liabilities &amp; Deferred Inflows</b>	<u>6,333,090</u>	<u>6,247,086</u>	<u>7,458,037</u>
21			
22 <b>Net Position</b>			
23 Net Position - Beginning of Year	84,522,730	84,522,730	90,060,492
24 Contributed Capital - Districts	602,963	602,963	602,963
25 Distributions	(10,958,000)	(10,958,000)	(25,142,000)
26 YTD Net Revenues	12,480,068	9,724,604	16,348,055
27 <b>Total Net Position</b>	<u>86,647,761</u>	<u>83,892,298</u>	<u>81,869,510</u>
28			
29			
30 <b>Total Liabilities and Net Position</b>	<u>\$ 92,980,851</u>	<u>\$ 90,139,384</u>	<u>\$ 89,327,547</u>



**Tri-Dam Project**  
**Statement of Revenues and Expenses**  
 Period Ending November 30, 2021

	YTD Budget	YTD Actual	YTD Budget Variance	Prior Year Actual	Prior Year Variance	2021 Budget	Percent of 2021 Budget Remaining
<b>1 Operating Revenues</b>							
2 Power Sales	\$ 32,978,919	\$ 21,183,161	\$ (11,795,758)	\$ 26,659,119	\$ (5,475,957)	\$ 35,977,003	41%
3 Headwater Benefit	336,741	270,000	(66,741)	270,000	-	367,354	27%
4 <b>Total Operating Revenues</b>	<b>33,315,660</b>	<b>21,453,161</b>	<b>(11,862,499)</b>	<b>26,929,119</b>	<b>(5,475,957)</b>	<b>36,344,357</b>	<b>41%</b>
<b>6 Operating Expenses</b>							
7 Salaries and Wages	2,246,304	2,023,001	(223,303)	2,033,949	(10,947)	2,433,496	17%
8 Benefits and Overhead	1,626,783	1,682,539	55,756	1,589,550	92,989	1,774,672	5%
9 Operations	182,430	94,533	(87,897)	100,061	(5,528)	199,015	52%
10 Maintenance	1,246,942	576,672	(670,270)	2,192,731	(1,616,059)	1,360,300	58%
11 General & Administrative	4,513,435	3,106,973	(1,406,462)	3,506,449	(399,476)	4,923,747	37%
12 Depreciation & Amortization	1,921,700	1,937,908	16,208	1,912,878	25,030	2,096,400	8%
13 <b>Total Operating Expenses</b>	<b>11,737,594</b>	<b>9,421,625</b>	<b>(2,315,968)</b>	<b>11,335,617</b>	<b>(1,913,992)</b>	<b>12,787,630</b>	<b>26%</b>
14							
15 <b>Net Income From Operations</b>	<b>21,578,067</b>	<b>12,031,536</b>	<b>(9,546,531)</b>	<b>15,593,501</b>	<b>(3,561,966)</b>	<b>23,556,727</b>	<b>49%</b>
16							
17 <b>Nonoperating Revenues (Expenses)</b>							
18 Investment Earnings	142,083	135,781	(6,302)	199,354	(63,573)	155,000	12%
19 Change in Market Value of Investments	-	(90,829)	(90,829)	102,770	(193,599)	-	NA
20 Water Sales	152,475	124,500	(27,975)	124,500	-	166,336	25%
21 Equipment Rental	-	2,200	2,200	24,200	(22,000)	-	NA
22 Gain/(Loss) on Asset Disposal	-	24,048	24,048	28,373	(4,325)	-	NA
23 Reimbursements	195,496	155,600	(39,896)	162,506	(6,906)	213,269	27%
24 Other Nonoperating Revenue	93,408	97,232	3,824	112,850	(15,618)	101,900	5%
25 <b>Total Nonoperating Revenues (Expenses)</b>	<b>583,463</b>	<b>448,532</b>	<b>(134,931)</b>	<b>754,553</b>	<b>(306,021)</b>	<b>636,505</b>	<b>30%</b>
26							
27 <b>Net Revenues</b>	<b>\$ 22,161,530</b>	<b>\$ 12,480,068</b>	<b>\$ (9,681,462)</b>	<b>\$ 16,348,055</b>	<b>\$ (3,867,987)</b>	<b>\$ 24,193,232</b>	<b>48%</b>
28							
29							
30							
31 <b>Memo:</b>							
32 Capital Expenditures	\$ 1,461,685	\$ 256,080	\$ (1,205,605)			\$ 1,594,565	
33 Tulloch Day Use Site	\$ 1,375,000	\$ 142,545	\$ (1,232,455)			\$ 1,500,000	
34 Major Repairs - Hells Half Acre & 4700 Roads	\$ 201,667	\$ 12,735	\$ (188,931)			\$ 220,000	
35 Major Repairs - Tulloch Unit 3 Access Rd	\$ 2,044,167	\$ 24,461	\$ (2,019,705)			\$ 2,230,000	



**Tri-Dam Project**  
**Statement of Revenues and Expenses**  
 Period Ending November 30, 2021

	MTD Budget	MTD Actual	MTD Budget Variance	Prior Year MTD Actual	Prior Year MTD Var	2021 Budget	Percent of 2021 Budget Remaining
<b>1 Operating Revenues</b>							
2 Power Sales	\$ 2,998,084	\$ 3,477,730	\$ 479,646	\$ 2,325,122	\$ 1,152,608	\$ 35,977,003	-6%
3 Headwater Benefit	30,613	-	(30,613)	-	-	367,354	100%
4 <b>Total Operating Revenues</b>	<b>3,028,696</b>	<b>3,477,730</b>	<b>449,034</b>	<b>2,325,122</b>	<b>1,152,608</b>	<b>36,344,357</b>	<b>-5%</b>
<b>6 Operating Expenses</b>							
7 Salaries and Wages	467,980	174,923	(293,057)	179,444	(4,522)	2,433,496	66%
8 Benefits and Overhead	147,889	123,679	(24,210)	128,642	(4,963)	1,774,672	23%
9 Operations	16,585	6,022	(10,562)	11,335	(5,313)	199,015	67%
10 Maintenance	113,358	88,432	(24,927)	1,366,992	(1,278,561)	1,360,300	28%
11 General & Administrative	410,312	161,553	(248,759)	176,910	(15,356)	4,923,747	64%
12 Depreciation & Amortization	174,700	176,229	1,529	174,057	2,172	2,096,400	8%
13 <b>Total Operating Expenses</b>	<b>1,330,825</b>	<b>730,838</b>	<b>(599,986)</b>	<b>2,037,380</b>	<b>(1,306,542)</b>	<b>12,787,630</b>	<b>50%</b>
14 <b>Net Income From Operations</b>	<b>1,697,872</b>	<b>2,746,892</b>	<b>1,049,020</b>	<b>287,742</b>	<b>2,459,150</b>	<b>23,556,727</b>	<b>-48%</b>
<b>17 Nonoperating Revenues (Expenses)</b>							
18 Investment Earnings	12,917	701	(12,216)	2,532	(1,832)	155,000	95%
19 Change in Market Value of Investments	-	-	-	(8,933)	8,933	-	NA
20 Water Sales	13,861	-	(13,861)	-	-	166,336	100%
21 Equipment Rental	-	200	200	2,200	(2,000)	-	NA
22 Gain/(Loss) on Asset Disposal	-	-	-	17,553	(17,553)	-	NA
23 Reimbursements	17,772	4,550	(13,222)	6,928	(2,377)	213,269	77%
24 Other Nonoperating Revenue	8,492	3,121	(5,371)	6,263	(3,142)	101,900	66%
25 <b>Total Nonoperating Revenues (Expenses)</b>	<b>53,042</b>	<b>8,572</b>	<b>(44,470)</b>	<b>26,543</b>	<b>(17,971)</b>	<b>636,505</b>	<b>85%</b>
26 <b>Net Revenues</b>	<b>\$ 1,750,914</b>	<b>\$ 2,755,464</b>	<b>\$ 1,004,550</b>	<b>\$ 314,285</b>	<b>\$ 2,441,178</b>	<b>\$ 24,193,232</b>	<b>-44%</b>
<b>31 Memo:</b>	<b>MTD Budget</b>	<b>MTD Actual</b>	<b>MTD Budget Variance</b>			<b>2021 Budget</b>	
32 Capital Expenditures	\$ 132,880	\$ -	\$ (132,880)			\$ 1,594,565	
33 Tulloch Day Use Site	\$ 125,000	\$ -	\$ (125,000)			\$ 1,500,000	
34 Major Repairs - Hells Half Acre & 4700 Roads	\$ 18,333	\$ -	\$ (18,333)			\$ 220,000	
35 Major Repairs - Tulloch Unit 3 Access Rd	\$ 185,833	\$ -	\$ (185,833)			\$ 2,230,000	



**Tri-Dam Project**  
**Statement of Revenues and Expenses**  
 Period Ending November 30, 2021

	QTD Budget	QTD Actual	QTD Budget Variance	Prior Year QTD Actual	Prior Year QTD Var	2021 Budget	Percent of 2021 Budget Remaining
<b>1 Operating Revenues</b>							
2 Power Sales	\$ 5,996,167	\$ 4,977,911	\$ (1,018,256)	\$ 10,001,838	\$ (5,023,927)	\$ 35,977,003	24%
3 Headwater Benefit	61,226	-	(61,226)	90,000	(90,000)	367,354	100%
4 <b>Total Operating Revenues</b>	<b>6,057,393</b>	<b>4,977,911</b>	<b>(1,079,482)</b>	<b>10,091,838</b>	<b>(5,113,927)</b>	<b>36,344,357</b>	<b>25%</b>
<b>6 Operating Expenses</b>							
7 Salaries and Wages	467,980	370,984	(96,996)	928,166	(557,182)	2,433,496	27%
8 Benefits and Overhead	295,779	255,737	(40,041)	755,792	(500,054)	1,774,672	21%
9 Operations	33,169	22,391	(10,778)	46,080	(23,689)	199,015	38%
10 Maintenance	226,717	147,416	(79,301)	1,759,341	(1,611,925)	1,360,300	40%
11 General & Administrative	820,625	414,068	(406,556)	1,280,189	(866,121)	4,923,747	54%
12 Depreciation & Amortization	349,400	352,473	3,073	870,870	(518,398)	2,096,400	8%
13 <b>Total Operating Expenses</b>	<b>2,193,669</b>	<b>1,563,069</b>	<b>(630,600)</b>	<b>5,640,438</b>	<b>(4,077,369)</b>	<b>12,787,630</b>	<b>35%</b>
14							
15 <b>Net Income From Operations</b>	<b>3,863,724</b>	<b>3,414,842</b>	<b>(448,882)</b>	<b>4,451,400</b>	<b>(1,036,558)</b>	<b>23,556,727</b>	<b>19%</b>
16							
17 <b>Nonoperating Revenues (Expenses)</b>							
18 Investment Earnings	25,833	4,786	(21,047)	67,230	(62,444)	155,000	83%
19 Change in Market Value of Investments	-	(22,986)	(22,986)	(41,000)	18,014	-	NA
20 Water Sales	27,723	-	(27,723)	41,500	(41,500)	166,336	100%
21 Equipment Rental	-	400	400	11,000	(10,600)	-	NA
22 Gain/(Loss) on Asset Disposal	-	-	-	17,553	(17,553)	-	NA
23 Reimbursements	35,545	10,506	(25,039)	60,787	(50,281)	213,269	73%
24 Other Nonoperating Revenue	16,983	6,767	(10,217)	72,746	(65,979)	101,900	63%
25 <b>Total Nonoperating Revenues (Expenses)</b>	<b>106,084</b>	<b>(527)</b>	<b>(106,611)</b>	<b>229,816</b>	<b>(230,344)</b>	<b>636,505</b>	<b>100%</b>
26							
27 <b>Net Revenues</b>	<b>\$ 3,969,808</b>	<b>\$ 3,414,315</b>	<b>\$ (555,493)</b>	<b>\$ 4,681,217</b>	<b>\$ (1,266,902)</b>	<b>\$ 24,193,232</b>	<b>21%</b>
28							
29							
30							
31 <b>Memo:</b>	<b>QTD</b>	<b>QTD</b>	<b>QTD Budget</b>			<b>2021</b>	
	<b>Budget</b>	<b>Actual</b>	<b>Variance</b>			<b>Budget</b>	
32 Capital Expenditures	\$ 265,761	\$ 55,020	\$ (210,741)			\$ 1,594,565	
33 Tulloch Day Use Site	\$ 250,000	\$ -	\$ (250,000)			\$ 1,500,000	
34 Major Repairs - Hells Half Acre & 4700 Roads	\$ 36,667	\$ 12,735	\$ (23,931)			\$ 220,000	
35 Major Repairs - Tulloch Unit 3 Access Rd	\$ 371,667	\$ 24,461	\$ (347,205)			\$ 2,230,000	



# General Ledger

## Expense vs Budget with Encumbrances by Fund



User: BJaruszewski  
 Printed: 12/9/2021 10:03:45 AM  
 Period 01 - 11  
 Fiscal Year 2021

Fund	Description	Budget	Period Amt	End Bal	Variance	Encumbered	Available	% Available
<b>1</b>	<b>Corporate</b>							
1	Bank Fees & Charges	13,500.00	8,917.63	8,917.63	4,582.37	0.00	4,582.37	33.94
1	Pension Expense-GASB 68	0.00	295,060.12	295,060.12	-295,060.12	0.00	-295,060.12	0.00
<b>1</b>	<b>Corporate</b>	<b>13,500.00</b>	<b>303,977.75</b>	<b>303,977.75</b>	<b>-290,477.75</b>	<b>0.00</b>	<b>-290,477.75</b>	<b>-2,151.69</b>
<b>1</b>	<b>Operations</b>							
1	Electric Exp Labor	822,002.00	1,080,098.94	1,080,098.94	-258,096.94	0.00	-258,096.94	-31.40
1	Electric Exp OH	569,306.00	478,539.91	478,539.91	90,766.09	0.00	90,766.09	15.94
1	Interconnection Exp 3rd Unit	2,050.00	1,851.08	1,851.08	198.92	0.00	198.92	9.70
1	Power House & Dam Util	34,200.00	26,053.65	26,053.65	8,146.35	0.00	8,146.35	23.82
1	Monitoring Surveying	5,500.00	4,000.00	4,000.00	1,500.00	7,000.00	-5,500.00	-100.00
1	Operations Office Supplies	4,800.00	1,914.58	1,914.58	2,885.42	0.00	2,885.42	60.11
1	Dam Supplies	8,800.00	4,245.85	4,245.85	4,554.15	0.00	4,554.15	51.75
1	Furnishings & Misc. Equipment	6,000.00	1,743.15	1,743.15	4,256.85	0.00	4,256.85	70.95
1	Safety Supplies & Related	29,965.00	14,863.58	14,863.58	15,101.42	0.00	15,101.42	50.40
1	Site Utilities ME	45,600.00	38,498.97	38,498.97	7,101.03	0.00	7,101.03	15.57
1	Resource Mgmt USFS Beardsley	110,000.00	164,378.65	164,378.65	-54,378.65	0.00	-54,378.65	-49.44
1	Travel & Conference	23,900.00	0.00	0.00	23,900.00	0.00	23,900.00	100.00
1	Schools & Training	16,700.00	3,125.00	3,125.00	13,575.00	0.00	13,575.00	81.29
1	Trustee Fees Operations	2,100.00	0.00	0.00	2,100.00	0.00	2,100.00	100.00
1	WECC Dynamic Modeling	19,500.00	990.00	990.00	18,510.00	18,510.00	0.00	0.00
1	Small Tools	2,000.00	157.81	157.81	1,842.19	0.00	1,842.19	92.11
1	Depreciation	1,862,868.00	1,723,836.52	1,723,836.52	139,031.48	0.00	139,031.48	7.46
1	FERC Relicense Amortization	83,100.00	76,174.89	76,174.89	6,925.11	0.00	6,925.11	8.33
1	Beardsley Recreation Amort	150,432.00	137,896.22	137,896.22	12,535.78	0.00	12,535.78	8.33
<b>1</b>	<b>Operations</b>	<b>3,798,823.00</b>	<b>3,758,368.80</b>	<b>3,758,368.80</b>	<b>40,454.20</b>	<b>25,510.00</b>	<b>14,944.20</b>	<b>0.39</b>
<b>1</b>	<b>Maintenance</b>							
1	Comms & Security Labor	1,149,668.00	894,040.16	894,040.16	255,627.84	0.00	255,627.84	22.23
1	Comms & Security OH	863,446.00	375,972.97	375,972.97	487,473.03	0.00	487,473.03	56.46
1	Maintenance Office Supplies	1,500.00	322.03	322.03	1,177.97	0.00	1,177.97	78.53
1	Safety Supplies & Related	25,500.00	10,537.25	10,537.25	14,962.75	0.00	14,962.75	58.68
1	Maint & Repairs - Structures	103,200.00	31,282.39	31,282.39	71,917.61	0.00	71,917.61	69.69
1	Maint & Repairs - Facilities	96,500.00	78,814.41	78,814.41	17,685.59	9,631.73	8,053.86	8.35
1	Maint & Repairs - Plant	227,700.00	30,502.37	30,502.37	197,197.63	3,690.60	193,507.03	84.98
1	Electronic Exp	60,000.00	11,397.05	11,397.05	48,602.95	0.00	48,602.95	81.00
1	Site Improvements	5,000.00	731.86	731.86	4,268.14	0.00	4,268.14	85.36
1	Misc Hydro Expense	34,000.00	11,581.48	11,581.48	22,418.52	0.00	22,418.52	65.94

Fund	Description	Budget	Period Amt	End Bal	Variance	Encumbered	Available	% Available
1	ComputerMicro Repair Replace	35,800.00	44,283.89	44,283.89	-8,483.89	0.00	-8,483.89	-23.70
1	Radio Repair & Replace	2,700.00	0.00	0.00	2,700.00	0.00	2,700.00	100.00
1	Power Line Repair & Maint	15,000.00	0.00	0.00	15,000.00	0.00	15,000.00	100.00
1	Comms & Security	81,500.00	58,883.63	58,883.63	22,616.37	7,855.02	14,761.35	18.11
1	Routine Road Maintenance	76,000.00	2,359.33	2,359.33	73,640.67	0.00	73,640.67	96.90
1	Travel & Conference	11,400.00	0.00	0.00	11,400.00	0.00	11,400.00	100.00
1	Schools & Training	20,400.00	6,486.68	6,486.68	13,913.32	0.00	13,913.32	68.20
1	Reservoir Management	50,500.00	16,019.42	16,019.42	34,480.58	0.00	34,480.58	68.28
1	Rolling Stock MaintRepair	100,000.00	73,867.63	73,867.63	26,132.37	0.00	26,132.37	26.13
1	Shop Supplies	25,000.00	19,525.24	19,525.24	5,474.76	0.00	5,474.76	21.90
1	Small Tools	20,000.00	24,365.88	24,365.88	-4,365.88	0.00	-4,365.88	-21.83
1	Miscellaneous Equipment	28,900.00	6,711.16	6,711.16	22,188.84	0.00	22,188.84	76.78
1	Disposal Expense	6,000.00	5,800.25	5,800.25	199.75	0.00	199.75	3.33
1	Fuel and Fuel Tax	105,000.00	92,771.25	92,771.25	12,228.75	0.00	12,228.75	11.65
1	Equipment Operation & Maint	8,700.00	5,219.65	5,219.65	3,480.35	0.00	3,480.35	40.00
1	Major Road Repairs	220,000.00	15,000.52	15,000.52	204,999.48	0.00	204,999.48	93.18
<b>1</b>	<b>Maintenance</b>	<b>3,373,414.00</b>	<b>1,816,476.50</b>	<b>1,816,476.50</b>	<b>1,556,937.50</b>	<b>21,177.35</b>	<b>1,535,760.15</b>	<b>45.53</b>
<b>1</b>	<b>Administrative</b>							
1	Administrative Labor	461,824.00	17,790.93	17,790.93	444,033.07	0.00	444,033.07	96.15
1	Administrative OH	341,921.00	518,244.00	518,244.00	-176,323.00	0.00	-176,323.00	-51.57
1	Office & Administrative Expens	35,800.00	32,220.52	32,220.52	3,579.48	375.00	3,204.48	8.95
1	Prof. Organizations & Subscrip	27,165.00	22,613.79	22,613.79	4,551.21	0.00	4,551.21	16.75
1	Utilities Straw	43,000.00	39,143.33	39,143.33	3,856.67	0.00	3,856.67	8.97
1	Travel & Conference	22,500.00	4,816.80	4,816.80	17,683.20	0.00	17,683.20	78.59
1	Meals	5,000.00	2,690.05	2,690.05	2,309.95	0.00	2,309.95	46.20
1	Drug Testing & Physicals	2,000.00	2,195.20	2,195.20	-195.20	0.00	-195.20	-9.76
1	Computers and Related	11,100.00	1,228.21	1,228.21	9,871.79	0.00	9,871.79	88.94
1	Schools & Training	2,500.00	299.00	299.00	2,201.00	0.00	2,201.00	88.04
1	Telephone Expense	28,800.00	39,156.15	39,156.15	-10,356.15	0.00	-10,356.15	-35.96
1	Data Communications Services	4,400.00	4,191.63	4,191.63	208.37	0.00	208.37	4.74
1	Website Internet & Network	55,800.00	40,532.61	40,532.61	15,267.39	4,573.00	10,694.39	19.17
1	Legal Fees	353,000.00	177,959.39	177,959.39	175,040.61	0.00	175,040.61	49.59
1	Reservoir Management	2,000.00	0.00	0.00	2,000.00	0.00	2,000.00	100.00
1	Auditing Services	13,410.00	14,744.00	14,744.00	-1,334.00	0.00	-1,334.00	-9.95
1	Accounting & PR Software & Svc	10,550.00	22,704.58	22,704.58	-12,154.58	0.00	-12,154.58	-115.21
1	FERC Part 12 Inspections	150,000.00	31,196.57	31,196.57	118,803.43	0.00	118,803.43	79.20
1	Stategic Communication PR	25,000.00	5,750.00	5,750.00	19,250.00	19,250.00	0.00	0.00
1	License Condition Implement	55,000.00	0.00	0.00	55,000.00	1,756.63	53,243.37	96.81
1	Shoreline Erosion Mgmt Plan	500,000.00	0.00	0.00	500,000.00	0.00	500,000.00	100.00
1	Tulloch Shoreline Mgmt Plan	3,000.00	0.00	0.00	3,000.00	0.00	3,000.00	100.00
1	Mussel Risk, Insp & Monitor	3,000.00	0.00	0.00	3,000.00	0.00	3,000.00	100.00
1	FERC Cultural Resource Tulloch	99,917.00	6,858.00	6,858.00	93,059.00	23,637.21	69,421.79	69.48
1	FERC Cultural Res - DonnBeard	30,000.00	19,534.05	19,534.05	10,465.95	43,014.45	-32,548.50	-108.50
1	FERC Cult Res Mon. Ongoing	84,800.00	0.00	0.00	84,800.00	0.00	84,800.00	100.00
1	Fish Study Publications	100,000.00	96,140.00	96,140.00	3,860.00	21,885.00	-18,025.00	-18.03
1	USBR Pln of Opr & SWRCB	360,000.00	394,521.00	394,521.00	-34,521.00	0.00	-34,521.00	-9.59
1	Lower River Non-native Investi	500,000.00	499,973.16	499,973.16	26.84	4,936.84	-4,910.00	-0.98
1	Adult Chinook Life Cycle	200,000.00	198,865.13	198,865.13	1,134.87	3,519.87	-2,385.00	-1.19
1	Reliability Consulting	25,000.00	5,977.23	5,977.23	19,022.77	3,200.00	15,822.77	63.29

Fund	Description	Budget	Period Amt	End Bal	Variance	Encumbered	Available	% Available
1	Labor Relations NegConsulting	12,000.00	0.00	0.00	12,000.00	0.00	12,000.00	100.00
1	Haz Mat Business Plan	2,500.00	0.00	0.00	2,500.00	0.00	2,500.00	100.00
1	Legal Fees Fish Studies	25,000.00	23,332.50	23,332.50	1,667.50	1,667.50	0.00	0.00
1	Liability Insurance	493,950.00	543,606.94	543,606.94	-49,656.94	0.00	-49,656.94	-10.05
1	Property and Use Taxes	10,000.00	16,781.03	16,781.03	-6,781.03	0.00	-6,781.03	-67.81
1	Legal-Stan River Basin Plan	10,000.00	0.00	0.00	10,000.00	0.00	10,000.00	100.00
1	Stanislaus River Basin Plan	685,000.00	13,255.00	13,255.00	671,745.00	588,171.90	83,573.10	12.20
1	Dam Safety Fees	271,300.00	225,976.04	225,976.04	45,323.96	7,655.26	37,668.70	13.88
1	State Water Rights Fees	27,375.00	0.00	0.00	27,375.00	0.00	27,375.00	100.00
1	FERC Admin & Land Fees	205,000.00	170,570.90	170,570.90	34,429.10	0.00	34,429.10	16.79
1	Streamgaging	73,200.00	61,075.00	61,075.00	12,125.00	12,350.00	-225.00	-0.31
1	Streamgaging Cert USGS	52,480.00	39,067.42	39,067.42	13,412.58	0.00	13,412.58	25.56
1	FERC USBR HWB Tulloch	90,500.00	82,958.37	82,958.37	7,541.63	0.00	7,541.63	8.33
1	USFS Permit Fees	11,600.00	12,774.78	12,774.78	-1,174.78	0.00	-1,174.78	-10.13
1	EAP & Other Plan Updates	6,000.00	5,518.50	5,518.50	481.50	3.71	477.79	7.96
1	Legal - District Water Rights	60,000.00	58,443.50	58,443.50	1,556.50	0.00	1,556.50	2.59
1	Relicense Special Consultants	9,500.00	23,433.95	23,433.95	-13,933.95	0.00	-13,933.95	-146.67
<b>1</b>	<b>Administrative</b>	<b>5,601,892.00</b>	<b>3,476,139.26</b>	<b>3,476,139.26</b>	<b>2,125,752.74</b>	<b>735,996.37</b>	<b>1,389,756.37</b>	<b>24.81</b>
<b>1</b>	<b>Capital Exp Fixed Asset</b>							
1	Microwave link upgrade Labor	90,125.00	31,071.23	31,071.23	59,053.77	0.00	59,053.77	65.52
1	Microwave link upgrade OH	38,625.00	14,721.79	14,721.79	23,903.21	0.00	23,903.21	61.89
1	Switch yard LED Lighting	11,000.00	5,504.07	5,504.07	5,495.93	0.00	5,495.93	49.96
1	O'Byrnes Public Access Prop	1,470,000.00	52,485.35	52,485.35	1,417,514.65	0.00	1,417,514.65	96.43
1	Survey install new staff gauge	6,000.00	0.00	0.00	6,000.00	0.00	6,000.00	100.00
1	Move Gen out of Eq. Bldg	10,000.00	0.00	0.00	10,000.00	0.00	10,000.00	100.00
1	Abay bldg for gate controls	5,500.00	0.00	0.00	5,500.00	0.00	5,500.00	100.00
1	Re-roof Bldg Beard Gate House	40,000.00	34,285.00	34,285.00	5,715.00	0.00	5,715.00	14.29
1	24DC Battery Chargers	8,400.00	0.00	0.00	8,400.00	0.00	8,400.00	100.00
1	Beardsley water tank	90,000.00	4,300.00	4,300.00	85,700.00	0.00	85,700.00	95.22
1	Gov modern chg to Woodward	85,000.00	12,045.64	12,045.64	72,954.36	0.00	72,954.36	85.83
1	Parts Washer	4,000.00	0.00	0.00	4,000.00	0.00	4,000.00	100.00
1	Self Dumping Hoppers	4,500.00	0.00	0.00	4,500.00	0.00	4,500.00	100.00
1	Blk Crk Gate, Pole repl, etc	7,500.00	0.00	0.00	7,500.00	0.00	7,500.00	100.00
1	Div Tower & Comm site install	328,915.00	466.80	466.80	328,448.20	0.00	328,448.20	99.86
1	Pumpmotor Rebuilds	36,000.00	0.00	0.00	36,000.00	0.00	36,000.00	100.00
1	Donn wheeljet brake cone repr	100,000.00	0.00	0.00	100,000.00	0.00	100,000.00	100.00
1	Donn Gov Upgrd to new hardware	128,000.00	11.55	11.55	127,988.45	0.00	127,988.45	99.99
1	Spare MCC bucket parts	25,000.00	740.37	740.37	24,259.63	21,782.13	2,477.50	9.91
1	Rock Crusher	100,000.00	324.46	324.46	99,675.54	0.00	99,675.54	99.68
1	High bay LED lighting	20,000.00	0.00	0.00	20,000.00	0.00	20,000.00	100.00
1	E-Gen replacement	40,000.00	0.00	0.00	40,000.00	0.00	40,000.00	100.00
1	RTAC Programming	20,000.00	0.00	0.00	20,000.00	0.00	20,000.00	100.00
1	Separate Tull & Div dish@ME	12,000.00	0.00	0.00	12,000.00	0.00	12,000.00	100.00
1	Sierra Controls additions	30,000.00	0.00	0.00	30,000.00	0.00	30,000.00	100.00
1	Spare SS Trans 480V-240V	5,000.00	0.00	0.00	5,000.00	0.00	5,000.00	100.00
1	SF6 gas analyzer	22,000.00	0.00	0.00	22,000.00	0.00	22,000.00	100.00
1	NEC Phone	5,000.00	0.00	0.00	5,000.00	0.00	5,000.00	100.00
1	Microwave battery banks	80,000.00	0.00	0.00	80,000.00	0.00	80,000.00	100.00
1	Network Analyzer	13,000.00	12,997.20	12,997.20	2.80	0.00	2.80	0.02

<b>Fund</b>	<b>Description</b>	<b>Budget</b>	<b>Period Amt</b>	<b>End Bal</b>	<b>Variance</b>	<b>Encumbered</b>	<b>Available</b>	<b>% Available</b>
1	IP network infrastruc switches	9,000.00	0.00	0.00	9,000.00	0.00	9,000.00	100.00
1	Re-roof building ME	25,000.00	27,655.00	27,655.00	-2,655.00	0.00	-2,655.00	-10.62
1	Primary & back up AC repl	18,000.00	0.00	0.00	18,000.00	21,994.50	-3,994.50	-22.19
1	Sep Tull & Div dishes ME	8,000.00	0.00	0.00	8,000.00	0.00	8,000.00	100.00
1	Redundant AC Straw Pk	20,000.00	0.00	0.00	20,000.00	21,994.50	-1,994.50	-9.97
1	Porta Cool	5,000.00	3,264.70	3,264.70	1,735.30	0.00	1,735.30	34.71
1	Tull skimmer gate actuator	17,000.00	0.00	0.00	17,000.00	0.00	17,000.00	100.00
1	Tull office furniture	5,000.00	0.00	0.00	5,000.00	0.00	5,000.00	100.00
1	125VDC Battery	40,000.00	32,242.50	32,242.50	7,757.50	0.00	7,757.50	19.39
1	Tull Cooling Water pump #1	10,000.00	0.00	0.00	10,000.00	0.00	10,000.00	100.00
1	Tull Unit 3 Relay testing	5,000.00	0.00	0.00	5,000.00	0.00	5,000.00	100.00
1	Compliance Coord Vehicle	35,000.00	0.00	0.00	35,000.00	0.00	35,000.00	100.00
1	1 Ton Flatbed	62,000.00	57,570.87	57,570.87	4,429.13	0.00	4,429.13	7.14
1	Tulloch Spillway	2,230,000.00	593.75	593.75	2,229,406.25	38,615.25	2,190,791.00	98.24
1	Tulloch E-Gen Replacement	0.00	34,982.39	34,982.39	-34,982.39	0.00	-34,982.39	0.00
<b>1</b>	<b>Capital Exp Fixed Asset</b>	<b>5,324,565.00</b>	<b>325,262.67</b>	<b>325,262.67</b>	<b>4,999,302.33</b>	<b>104,386.38</b>	<b>4,894,915.95</b>	<b>91.93</b>
<b>Expense</b>	<b>Total</b>	<b>18,112,194.00</b>	<b>9,680,224.98</b>	<b>9,680,224.98</b>	<b>8,431,969.02</b>	<b>887,070.10</b>	<b>7,544,898.92</b>	<b>0.4166</b>
1	Tri Dam Project	18,112,194.00	9,680,224.98	9,680,224.98	8,431,969.02	887,070.10	7,544,898.92	41.66
<b>Expense</b>	<b>Total</b>	<b>18,112,194.00</b>	<b>9,680,224.98</b>	<b>9,680,224.98</b>	<b>8,431,969.02</b>	<b>887,070.10</b>	<b>7,544,898.92</b>	<b>0.4166</b>



**Tri-Dam Project**  
**Reserve Funds / Investment Portfolio**  
**November 30, 2021**

<b>1. Revenue / Operating Fund</b>													
CUSIP	Issue Date	Description	Rating	Purchase Date	Maturity Date	Purchase Price	Face Amount	Principal	Market Value	Gain/(Loss)	Coupon	Yield to Maturity	Average Maturity
3135G0538	1/9/2017	FNMA Bullet	US Agency	10/26/2017	1/5/2022	99.911	480,000	479,572	480,864	1,292	2.00%	2.02%	0.10
3130AC5A8	8/15/2017	FHLB Bullet	US Agency	8/17/2017	8/15/2022	99.862	480,000	479,339	485,611	6,272	1.85%	1.88%	0.71
3135G0T94	1/23/2018	FNMA Bullet	US Agency	3/21/2018	1/19/2023	98.278	480,000	471,736	491,093	19,357	2.38%	2.76%	1.14
91282CBT7	3/31/2021	US Treasury Note	US Agency	3/31/2021	3/31/2026	99.086	1,400,000	1,395,880	1,379,056	(16,824)	0.75%	0.94%	4.33
							2,840,000	2,826,526	2,836,624	10,098	1.02%	1.12%	2.27
31846V203	NA	First Am Govt Obl MMF Cl Y	AAAm	NA	NA	100.000	528,996	528,996	528,996	-	0.01%	0.01%	0.00
<b>Total - Revenue / Operating Fund</b>							<b>\$3,368,996</b>	<b>\$3,355,522</b>	<b>\$3,365,620</b>	<b>\$10,098</b>	<b>0.86%</b>	<b>0.95%</b>	<b>1.91</b>

<b>2. Maintenance Fund</b>													
CUSIP	Issue Date	Description	Rating	Purchase Date	Maturity Date	Purchase Price	Face Amount	Principal	Market Value	Gain/(Loss)	Coupon	Yield to Maturity	Average Maturity
3135G0538	1/9/2017	FNMA Bullet	US Agency	10/26/2017	1/5/2022	99.493	720,000	716,347	721,296	4,949	2.00%	2.13%	0.10
3130AC5A8	8/15/2017	FHLB Bullet	US Agency	8/17/2017	8/15/2022	99.199	730,000	724,149	738,534	14,384	1.85%	2.02%	0.71
3135G0T94	1/23/2018	FNMA Bullet	US Agency	3/21/2018	1/19/2023	98.212	755,000	741,502	772,448	30,946	2.38%	2.77%	1.14
3133EJSD2	6/19/2018	FFCB Bullet	US Agency	10/5/2018	6/19/2023	98.989	700,000	692,923	726,005	33,082	2.89%	3.12%	1.55
91282CBT7	3/31/2021	US Treasury Note	US Agency	3/31/2021	3/31/2026	99.086	1,000,000	997,057	985,040	(12,017)	0.75%	0.94%	4.33
							3,905,000	3,871,979	3,943,323	71,344	1.88%	2.11%	1.75
31846V203	NA	First Am Govt Obl MMF Cl Y	AAAm	NA	NA	100.000	2,270,991	2,270,991	2,270,991	-	0.01%	0.01%	0.00
NA	NA	State of California LAIF	NA	NA	NA	100.000	5,847,454	5,847,454	5,847,454	-	1.22%	1.22%	0.52
<b>Total - Maintenance Fund</b>							<b>\$12,023,445</b>	<b>\$11,990,424</b>	<b>\$12,061,768</b>	<b>\$71,344</b>	<b>1.21%</b>	<b>1.28%</b>	<b>0.82</b>

**Total - Both Funds** **\$15,392,441** **\$15,345,946** **\$15,427,388** **\$81,441** **1.13%** **1.21%** **1.06**

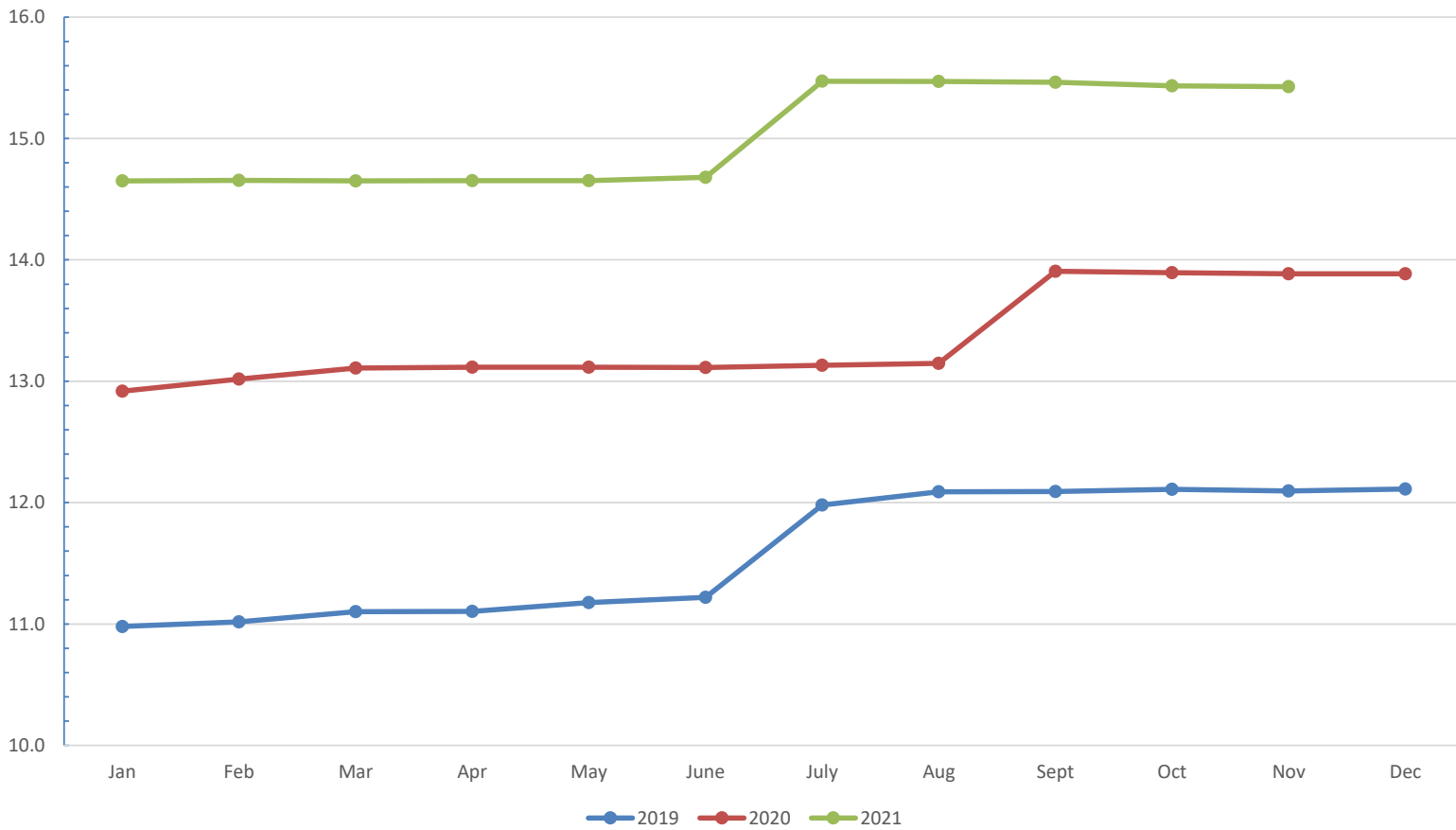
Other Monthly Activity - Revenue / Operating Fund: None  
 Other Monthly Activity - Maintenance Fund: None

Monthly Net Cash Flow - Revenue / Operating Fund: \$ (80.47)  
 Monthly Net Cash Flow - Maintenance Fund: \$ (71.78)

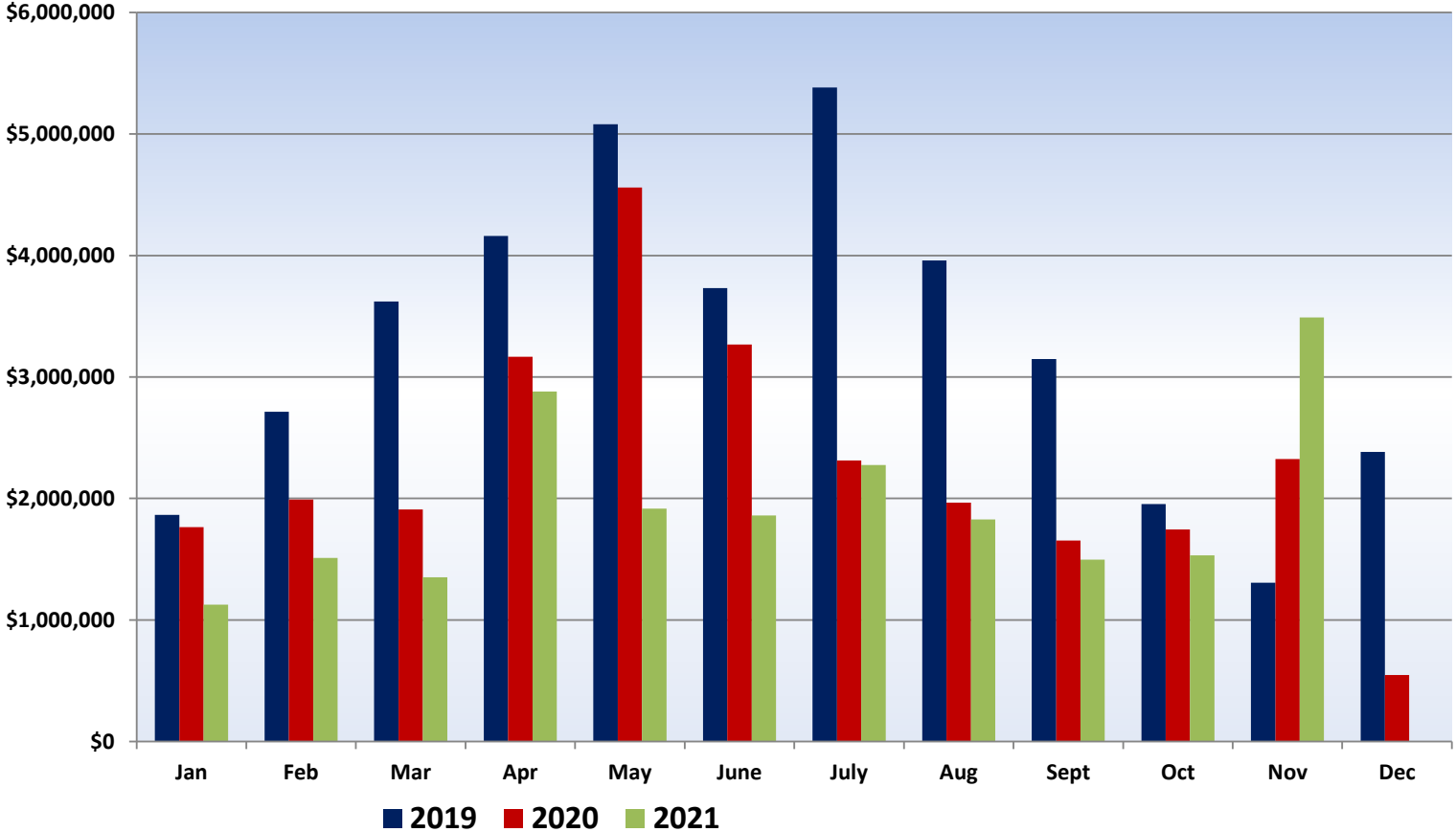
Market values provided by U.S. Bank

Statement of Compliance: To the best of my knowledge, all investments are made pursuant to Tri-Dam's investment policy. In addition, Tri-Dam maintains sufficient cash and liquid assets to fund expenditures for the next six months. /S/ Brian Jaruszewski, Treasurer

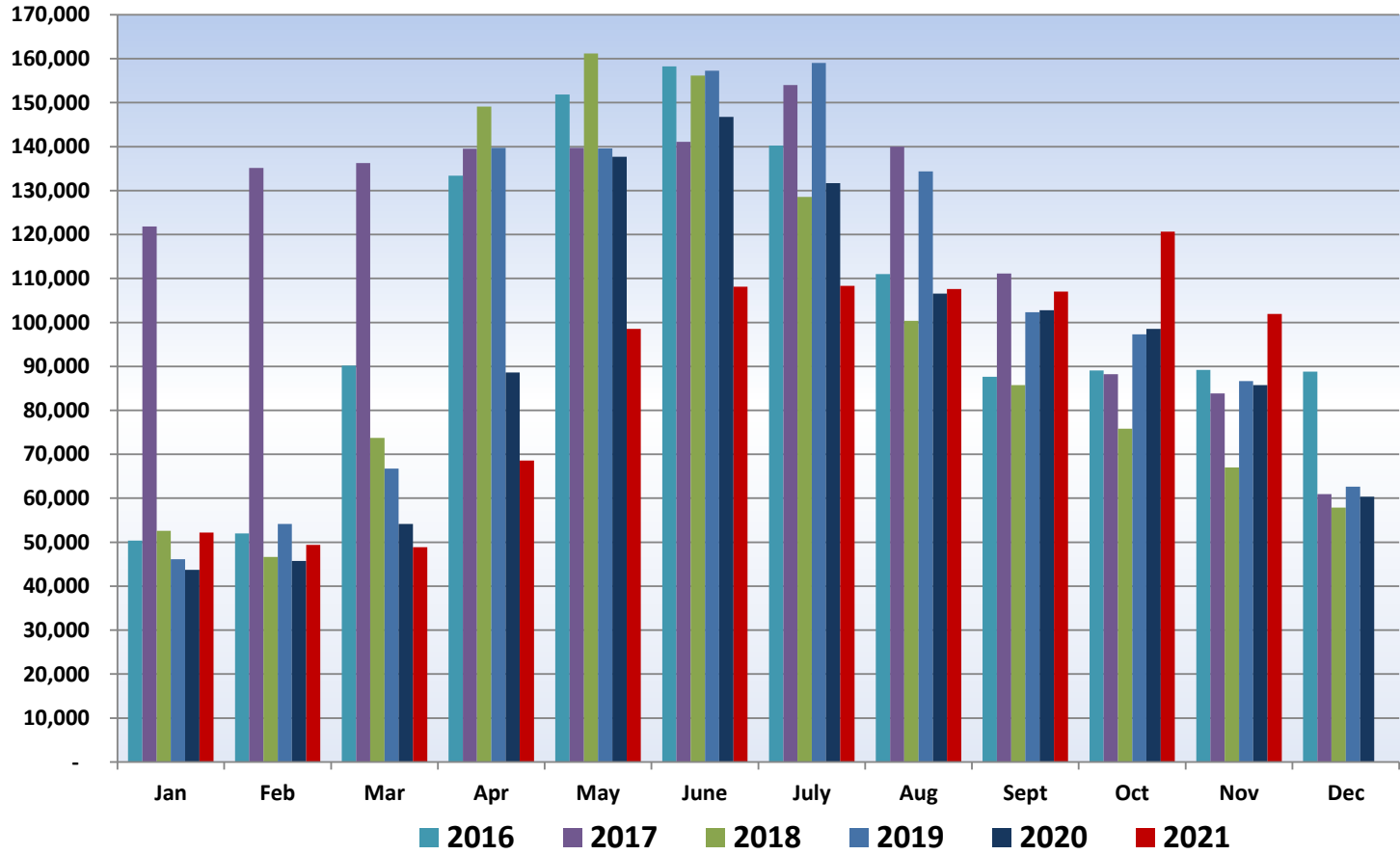
### Tri-Dam Project Investment Portfolio Total Market Value (in \$Millions)



# Tri-Dam Project Generation Revenue



## Tri-Dam Project Storage AF - Donnells & Beardsley





# Tri-Dam Project

## Statement of Obligations

Period Covered

**November 1, 2021 to November 30, 2021**

TRI-DAM PROJECT  
STATEMENT OF OBLIGATIONS  
Period Covered  
**November 1, 2021 to November 30, 2021**

<b>One-Half Oakdale Irrigation District</b>	\$ 222,165.31
<b>One-Half South San Joaquin Irrigation Distict</b>	\$ 222,165.31
<b>Total Obligations</b>	<u>\$ 444,330.62</u>

**CERTIFICATION**

**OAKDALE IRRIGATION DISTRICT**

**SOUTH SAN JOAQUIN IRRIGATION DISTRICT**

\_\_\_\_\_  
Thomas D. Orvis

\_\_\_\_\_  
John Holbrook

\_\_\_\_\_  
Ed Tobias

\_\_\_\_\_  
Robert A. Holmes

\_\_\_\_\_  
Linda Santos

\_\_\_\_\_  
Dave Kamper

\_\_\_\_\_  
Herman Doornenbal

\_\_\_\_\_  
Glenn Spyksma

\_\_\_\_\_  
Brad DeBoer

\_\_\_\_\_  
Mike Weststeyn

Each of the undersigned certifies that he is President or Secretary of his respective District;  
That the amounts designated above have been properly incurred as an obligation of the Tri-Dam Project; that  
checks for payment of said amounts have been drawn on a Tri-Dam Project account at Oak Valley Community  
Bank, Sonora, California.

**OAKDALE IRRIGATION DISTRICT  
PRESIDENT,**

**SOUTH SAN JOAQUIN IRRIGATION DISTRICT  
PRESIDENT,**

\_\_\_\_\_  
Thomas D. Orvis

\_\_\_\_\_  
Robert A. Holmes

**SECRETARY,**

**SECRETARY,**

\_\_\_\_\_  
Steve Knell

Date

\_\_\_\_\_  
Peter M. Rietkerk

Date

**Tri Dam Project  
Statement of Obligations**

**Period Covered**

**From      To**

**November 1, 2021 to November 30, 2021**

<u>Vendor Check Register Report</u>	<u>No. Chks.</u>	<u>Amount</u>
(Please see attached Check Listing)	62	\$208,035.29

**Payrolls - Net Charges**

<u>Pay Date</u>	<u>Type</u>	<u>Payroll Amount</u>	
10-Nov-21	Payroll	\$ 114,957.11	
24-Nov-21	Payroll	\$ 121,338.22	
Total Net Payroll		\$ 236,295.33	\$ 236,295.33
<b>Total Disbursements for the Period</b>			<b>\$444,330.62</b>

<b>Distribution Between Districts ~</b>			
Oakdale Irrigation District			\$ 222,165.31
South San Joaquin Irrigation District			\$ 222,165.31
<b>Total Districts</b>		<b>\$ 444,330.62</b>	

# Project

## November Checks by Amount



Check Number	Vendor No	Vendor Name	Check Date	Description	Amount
128380	11385	Stephens Mechanical Corp.	11/19/2021	Beardsley PRV Inspection	29,729.00
128361	10294	FISHBIO Environmental LLC	11/18/2021	Fish Studies	25,320.00
128351	10892	Siemens Industry, Inc.	11/10/2021	Annual Licensing & Support	23,500.00
128357	10815	Cal PERS System	11/15/2021	EE/ER Retirement Plan	15,944.19
128363	11389	Paris Kincaid Wasiewski	11/18/2021	Legal matters	14,982.50
128360	10250	Downey Brand Attorneys LLP.	11/18/2021	Tulloch Litigation	12,082.20
128378	10658	Springbrook Holding Company LLC	11/19/2021	Annual Maintenance Fees	11,629.18
128344	11049	Hunt & Sons, Inc.	11/10/2021	Fuel	9,498.51
128367	11388	Factory Technologies, Inc.	11/19/2021	Unit 3 SCADA Repair	8,265.00
128362	11343	Tim O'Laughlin, PLC	11/18/2021	Legal matters	6,480.00
128329	10347	HDR Engineering, Inc.	11/08/2021	Beardsley Data Recovery & Inflow Design Flood	6,141.50
128375	11011	Pacific Gas & Electric	11/19/2021	Utilities	5,854.06
128345	11352	JB Systems, Inc.	11/10/2021	Main Saver Support	4,500.00
128338	11382	Aerial and Crane Experts, Inc.	11/10/2021	Annual Crane Inspections	4,300.00
128359	10812	Nationwide Retirement Solution	11/15/2021	EE Supl Retirement Plan	4,299.22
128364	10067	AT&T - SBC - Pac Bell	11/19/2021	Telephone	3,740.33
128371	11391	Mark & Susan Leasure	11/19/2021	Tulloch Performance Deposit Refund	3,000.00
128343	10935	Data Path, Inc.	11/10/2021	Network Support	2,907.00
128324	10245	Doherty Tire of Sonora Inc.	11/08/2021	Tires	2,544.32
128366	10252	Drugtech Toxicology Services, LLC	11/19/2021	Annual Drug Testing Fee	1,440.00
128337	11365	West Coast Energy Systems LLC	11/08/2021	Generator Maintenance - Donnell	1,303.31
128358	10811	IBEW	11/15/2021	EE Union Dues	1,295.73
128356	10183	Cal PERS S457 Plan	11/15/2021		925.00
128328	10320	General Supply Co.	11/08/2021		819.86
128340	10084	Banks Glass	11/10/2021		605.00
128323	10227	Del Oro Water Co. Inc.	11/08/2021		595.55
128327	10319	General Plumbing Supply Co Inc.	11/08/2021		506.69
128350	10536	Pitney Bowes Purchase Power Inc.	11/10/2021		402.50
128376	10536	Pitney Bowes Purchase Power Inc.	11/19/2021		402.50
128330	11049	Hunt & Sons, Inc.	11/08/2021		385.88
128379	10665	Staples	11/19/2021		377.19
128381	11205	Jordan Wylie	11/19/2021	Employee PPE Reimbursement	374.00
128354	10776	Waste Mgmt of Cal Sierra Inc.	11/10/2021		369.28
128352	10641	Sonora Airco Gas & Gear	11/10/2021		347.29
128369	10339	Haidlen Ford-Mercury Inc.	11/19/2021		282.31
128370	11049	Hunt & Sons, Inc.	11/19/2021		213.20
128347	10879	Lowe's	11/10/2021		210.44
128377	10547	Power Plan	11/19/2021		210.31
128348	10439	McMaster-Carr Supply Co.	11/10/2021		189.22
128332	10466	Mountain Oasis Water Systems & Btl Co L	11/08/2021		172.00
128349	10513	Pacific Gas & Elec - Non Util	11/10/2021		168.28
128333	11353	Nates Saw and Mower, LLC	11/08/2021		139.41
128326	10300	Frasco Profiles	11/08/2021		133.50
128353	10786	Union Democrat	11/10/2021		132.43
128325	10288	Fastenal Co.	11/08/2021		132.16
128341	11086	Benefit Resource, Inc.	11/10/2021		125.00
128373	10831	Mangan Meticulous	11/19/2021		125.00
128365	10225	Debco Automotive Supply Inc.	11/19/2021		124.48
128320	10154	Calaveras Telephone Co.	11/08/2021		109.44
128335	11258	Verizon	11/08/2021		109.09
128374	11004	Pacific Gas & Electric	11/19/2021		88.22

128331	10872	Kelly-Moore Paint Company, Inc.	11/08/2021		74.07
128321	10204	Consolidated Electrical Dist.	11/08/2021		67.85
128339	10866	AT&T Teleconference Services	11/10/2021		64.42
128368	10319	General Plumbing Supply Co Inc.	11/19/2021		62.06
128336	11261	Jay Wallace Plumbing & Backflow	11/08/2021		60.00
128355	11267	Jarom Zimmerman	11/10/2021	Employee Travel Reimbursement - ACWA	52.17
128346	10399	JS West Propane Gas	11/10/2021		48.68
128372	10428	M C I	11/19/2021		25.56
128342	10986	Cal-Waste Recovery Systems, LLC	11/10/2021		25.49
128322	10225	Debco Automotive Supply Inc.	11/08/2021		13.18
128334	11005	Sonora Lumber Company	11/08/2021		10.53
Report Total:					\$ 208,035.29

# BOARD AGENDA REPORT

Date: 12/18/2021

Staff: Mia Brown

---

**SUBJECT: Resolution TDP 2021-08 to Implement Teleconferencing Requirements during a Proclaimed State of Emergency**

---

**RECOMMENDED ACTION:** Approve Resolution TDP 2021-08 proclaiming a local emergency, which authorizes remote teleconference meetings.

---

**BACKGROUND AND/OR HISTORY:**

On September 17, 2021 Assembly Bill 361 (AB 361) was signed and took effect on October 1, 2021. AB 361 replaced some provisions of Executive Order N-29-20, which allows local legislative bodies to hold remote teleconference meetings. The resolution will allow the Project a thirty (30) day period to continue remote meetings, or until conditions improve or the Executive Order is cancelled. A subsequent resolution will need to be passed every thirty days to continue the remote meetings.

**FISCAL IMPACT:** None

**ATTACHMENTS:** Resolution TDP 2021-08

---

**Board Motion:**

**Motion by:** \_\_\_\_\_ **Second by:** \_\_\_\_\_

**VOTE:**

**OID:** DeBoer (Yes/No) Doornenbal (Yes/No) Orvis (Yes/No) Santos (Yes/No) Tobias (Yes/No)

**SSJID:** Holbrook (Yes/No) Holmes (Yes/No) Kamper (Yes/No) Spyksma (Yes/No) Weststeyn (Yes/No)

**TRI-DAM PROJECT  
RESOLUTION No. TDP 2021-08  
RESOLUTION TO IMPLEMENT TELECONFERENCING REQUIREMENTS  
DURING A PROCLAIMED STATE OF EMERGENCY**

**WHEREAS**, the Ralph M. Brown Act requires that all meetings of a legislative body of a local agency be open and public and that any person may attend and participate in such meetings;

**WHEREAS**, the Brown Act allows for legislative bodies to hold meetings by teleconference, but imposes specific requirements for doing so;

**WHEREAS**, on March 17, 2020, in order to address the need for public meetings during the present public health emergency, Governor Newsom issued Executive Order No. N-29-20, suspending the Act's teleconferencing requirements; and

**WHEREAS**, on June 11, 2021, Governor Newsom issued Executive Order No. N-8-21, continuing the suspension of the Brown Act's teleconferencing requirements through September 30, 2021; and

**WHEREAS**, these Executive Orders allowed legislative bodies to meet virtually as long as certain notice and accessibility requirements were met; and

**WHEREAS**, the State Legislature amended the Brown Act through Assembly Bill No. 361 (AB 361) on September 16, 2021; and

**WHEREAS**, AB 361 amended the Brown Act so that a local agency may use teleconferencing without complying with the regular teleconferencing requirements of the Act, where the legislative body holds a meeting during a proclaimed state of emergency and makes certain findings; and

**WHEREAS**, Government Code section 54953 requires that the legislative body make additional findings every 30 days in order to continue such teleconferencing.

**NOW THEREFORE**, the Board of Directors of the Tri-Dam Project hereby finds, determines, declares, orders, and resolves as follows:

1. That the foregoing recitals are true and correct and incorporates them by this reference.
2. The Board of Directors ("Board") of the Tri-Dam Project ("TDP") finds, by a majority vote, the following:
  - a. That there exists a proclaimed state of emergency; and
  - b. State or local officials have imposed or recommended measures to promote social distancing.

3. TDP staff is authorized to take all steps and perform all actions necessary to execute and implement this Resolution in compliance with Government Code section 54953.
4. That this Resolution shall take effect immediately and shall remain in effect for thirty (30) days thereafter, provided the conditions set forth in Section 2 remain.

**PASSED AND ADOPTED** by the Board of Directors of the Tri-Dam Project this 16th day of December, 2021, by the following vote:

**OAKDALE IRRIGATION DISTRICT**

**SOUTH SAN JOAQUIN IRRIGATION DISTRICT**

**AYES:**

**NOES:**

**ABSENT:**

**OAKDALE IRRIGATION DISTRICT**

**SOUTH SAN JOAQUIN IRRIGATION DISTRICT**

\_\_\_\_\_  
Tom D. Orvis, President

\_\_\_\_\_  
Robert A. Holmes, President

\_\_\_\_\_  
Steve Knell, Secretary

\_\_\_\_\_  
Peter M. Rietkerk, Secretary



# BOARD AGENDA REPORT

Date: December 16, 2021

Staff: Jarom Zimmerman

---

**SUBJECT: Sale of Surplus Property**

---

**RECOMMENDED ACTION: Approval for sale at auction of surplus property.**

---

**BACKGROUND AND/OR HISTORY:**

All Tri-Dam equipment is evaluated on an annual basis to determine its usefulness and whether it meets current needs. The attached Surplus Property Report lists the unused equipment staff is requesting to remove from service. The report includes a description of each item to be removed.

All items will be sold at public auction to ensure the maximum value is received.

**FISCAL IMPACT:** unable to determine (revenue)

**ATTACHMENTS:**

- Resolution TDP 2021-09

---

**Board Motion:**

**Motion by:** \_\_\_\_\_ **Second by:** \_\_\_\_\_

**VOTE:**

**OID:** DeBoer (Yes/No) Doornenbal (Yes/No) Orvis (Yes/No) Santos (Yes/No) Tobias (Yes/No)

**SSJID:** Holbrook (Yes/No) Holmes (Yes/No) Kamper (Yes/No) Spyksma (Yes/No) Weststeyn (Yes/No)

**TRI-DAM PROJECT RESOLUTION NO. TDP 2021-09  
OAKDALE IRRIGATION DISTRICT  
SOUTH SAN JOAQUIN IRRIGATION DISTRICT  
  
RESOLUTION AUTHORIZING  
SALE OF SURPLUS PROPERTY**

**BE IT RESOLVED**, that the Board of Directors of the Oakdale Irrigation District and the South San Joaquin Irrigation District meeting as the Joint Board of Directors of the Tri-Dam Project adopt this Resolution.

**WHEREAS**, the Tri-Dam Project, hereinafter referred to as the "Project" may, under the provisions of Section 22500 of the Water Code, dispose of property of the PROJECT which it finds no longer necessary for PROJECT purposes; and

**WHEREAS**, the Joint Board of Directors find that the property listed is no longer necessary for PROJECT purposes, and that it is in the best interest of the PROJECT to dispose of the surplus property in Attachment A:

**NOW THEREFORE BE IT RESOLVED** that the Joint Board of Directors

1. Authorizes Tri-Dam Project staff to dispose of said surplus and salvage property by sealed bid to the highest qualifying bidder;
2. Authorizes Tri-Dam Project staff to dispose of, by any reasonable and appropriate means, any said property not sold by sealed bid.

**PASSED AND ADOPTED** by the Joint Board of Directors of the OAKDALE IRRIGATION DISTRICT and of the SOUTH SAN JOAQUIN IRRIGATION DISTRICT for the TRI-DAM PROJECT this 16<sup>th</sup> day of December 2021 by the following vote:

**OAKDALE IRRIGATION DISTRICT**

**AYES:  
NOES:  
ABSENT:**

**SOUTH SAN JOAQUIN IRRIGATION DISTRICT**

**AYES:  
NOES:  
ABSENT:**

**OAKDALE IRRIGATION DISTRICT**

**SO. SAN JOAQUIN IRRIGATION DISTRICT**

\_\_\_\_\_  
Tom Orvis, President

\_\_\_\_\_  
Robert A. Holmes, President

\_\_\_\_\_  
Steve Knell, Secretary

\_\_\_\_\_  
Peter M. Rietkerk, Secretary

## Attachment A

Asset #	Description	Milage	Serial / VIN #	Purchase Date	Purchase Price	Net Book Value
426 1	1997 Ford F350 Flatbed Dually	193,534	3FEKF38F0VMA42813	1/1/1997	\$ 25,552.33	\$ -

# BOARD AGENDA REPORT

Date: December 16, 2021

Staff: Brian Jaruszewski

---

**SUBJECT: Establishment of a Flexible Spending Account deposit account at Oak Valley Community Bank**

---

**RECOMMENDED ACTION: Approve Establishment of a Flexible Spending Account deposit account at Oak Valley Community Bank**

---

## **BACKGROUND AND/OR HISTORY:**

Since its inception, the Tri-Dam Project Flexible Spending Account (FSA) funds have been comingled in the Operating Account. This method of operating creates challenges for reconciling transactions each month, and also when determining whether the FSA generates a surplus or deficit from year to year.

The creation of a dedicated account will make the reconciliation process much easier on a monthly and annual basis.

Because Tri-Dam is a large government entity, we currently enjoy the lowest rates charged by Oak Valley Community Bank. As such, any cost associated with this account will be de minimis.

**FISCAL IMPACT:** None

## **ATTACHMENTS:**

- Resolution TDP 2021-10

---

## **Board Motion:**

**Motion by:** \_\_\_\_\_ **Second by:** \_\_\_\_\_

## **VOTE:**

**OID:** DeBoer (Yes/No) Doornenbal (Yes/No) Orvis (Yes/No) Santos (Yes/No) Tobias (Yes/No)

**SSJID:** Holbrook (Yes/No) Holmes (Yes/No) Kamper (Yes/No) Spyksma (Yes/No) Weststeyn (Yes/No)

**TRI-DAM PROJECT  
RESOLUTION No. TDP 2021-10  
RESOLUTION TO ESTABLISH A FLEXIBLE SPENDING ACCOUNT DEPOSIT ACCOUNT**

**WHEREAS**, Jarom Zimmerman, General Manager of the Tri-Dam Project does, and is authorized to establish, and maintain deposit savings and checking accounts for and in the name of the Tri-Dam Project, and

**WHEREAS**, the Project will begin segregating the Flexible Spending Account funds from the Operating funds, and

**WHEREAS**, the Joint Board of Directors of said Tri-Dam Project desires that specific persons be authorized to sign checks;

**NOW THEREFORE, BE IT RESOLVED**, that Jarom Zimmerman, General Manager of the Tri-Dam Project, is hereby authorized to establish the Tri Dam Project Flexible Spending Account deposit account with Oak Valley Community Bank, Sonora, California, and to pay obligations incurred by Flexible Spending Account participants.

**BE IT FURTHER RESOLVED**, that the persons designated to sign checks on the checking account, together with their respective titles, are as follows:

**BANK:** Oak Valley Community Bank

**CHECK SIGNATORIES:**

Jarom Zimmerman, General Manager, Tri-Dam Project  
Brian Jaruszewski, Finance and Administrative Manager, Tri-Dam Project  
Steve Knell, General Manager, Oakdale Irrigation District  
Peter Rietkerk, General Manager, South San Joaquin Irrigation District  
Sharon Cisneros, Chief Financial Officer, Oakdale Irrigation District  
Bere Lindley, Assistant General Manager, South San Joaquin Irrigation District

**PASSED AND ADOPTED**, this 16<sup>th</sup> day of December 2021 by the following vote.

**OAKDALE IRRIGATION DISTRICT**

**S. SAN JOAQUIN IRRIGATION DISTRICT**

**AYES:**

**NOES:**

**ABSTAIN:**

**ABSENT:**

**OAKDALE IRRIGATION DISTRICT**

**S. SAN JOAQUIN IRRIGATION DISTRICT**

\_\_\_\_\_  
Tom Orvis, President

\_\_\_\_\_  
Robert A. Holmes, President

\_\_\_\_\_  
Steve Knell, Secretary

\_\_\_\_\_  
Peter Rietkerk, Secretary

# BOARD AGENDA REPORT

Date: 12/16/2021  
Staff: Brian Jaruszewski

---

**SUBJECT: FY2022 Public Relations / Marketing Services**

---

**RECOMMENDED ACTION:** Recommend Approval of annual agreement for public relations / social media services with MHD Group, Inc.

---

**BACKGROUND AND/OR HISTORY:**

Tri-Dam Project has been contracting with MHD Group, Inc. since 2015 for various public relations and social media services pertaining to the Save the Stan campaign, and also recently for awareness efforts focused on increased pulse flows. In fiscal year 2020, \$50,000 was budgeted for this effort, and \$1,400 was incurred. The budget for fiscal year 2021 was reduced to \$25,000. Year-to-date expenditures for 2021 are \$6,300 as of October 31.

**FISCAL IMPACT:** \$25,000 (budgeted)

**ATTACHMENTS:** None

---

**Board Motion:**

**Motion by:** \_\_\_\_\_ **Second by:** \_\_\_\_\_

**VOTE:**

**OID:** DeBoer (Yes/No) Doornenbal (Yes/No) Orvis (Yes/No) Santos (Yes/No) Tobias (Yes/No)

**SSJID:** Holbrook (Yes/No) Holmes (Yes/No) Kamper (Yes/No) Roos (Yes/No) Weststeyn (Yes/No)

Notes:

## GENERAL MANAGER BOARD REPORT

Jarom Zimmerman

December 16, 2021

1. We sent out the Request for Proposal for the 2022, Part 12D inspection and had the conference call on December 15 to discuss the tasks with potential independent consultants. We are on track to have proposals ready for the Board's approval in the January 2022 board meeting. The independent consultant will also need to be approved by FERC, which can take up to 60 days for their review and approval.
2. On November 15, President Biden signed the Infrastructure Investment and Jobs Act. In this Act, there is \$585 million for High Hazard Potential Dam Rehab grants, \$67 million under FEMA Operations and Support for dam safety activities and assistance, \$118 million for Small Watershed Rehab Program Grants, \$800 million for dam safety, environmental and electric grid upgrades for hydropower and dams, and additional miscellaneous grants for hydropower projects. I am communicating with several grant writers to inquire on the costs and probability of us receiving grant funds for any of the projects we have at Tri-Dam, including the Tulloch Day Use Site, PRV overhaul at Beardsley, trunnion pin repairs on Beardsley spillway gates, Tulloch Spillway Road Repairs, and any other projects we could possibly receive grant money as assistance. My understanding is a project can only receive one grant under this act, but I need to see if this is interpreted as per organization or per facility.
3. We have our Employee Appreciation dinner on December 9 and hope to see a great turnout to enjoy dinner with Tri-Dam staff, directors, and spouses and significant others. Although it hasn't been a great water year, it's been a great year for accomplishing work at Tri-Dam and staff has done an excellent job. We also appreciate the support from the Directors in helping us accomplish the work we do.
4. The Filter Compatibility Study for Beardsley Dam has been completed. This was a result of the 2018 Part 12D inspection report that noted a FERC-required filter (dam embankment materials) compatibility analysis of Beardsley Dam had never been completed. While Tri-Dam does retain records of the filter material, there was not record of analyzing the filter for the correct design and permeability qualities that are required in modern dam design. The filter compatibility was determined to be adequate, and no further recommendations were issued by HDR.
5. The Tulloch Non-Overflow Structure Stability Analysis is complete. This was a result of the 2018 Part 12D inspection report that questioned Tulloch Dam's stability under all conditions. To determine this, the minimum drain efficiency, minimum cohesion and friction angles, and post-earthquake conditions were analyzed. The results of the analysis were that the stability of Tulloch Dam is adequate and meets FERC stability criteria for the normal operating, flood, and post seismic load cases.



OPERATIONS AND MAINTENANCE MANAGER BOARD REPORT

Chris Tuggle  
December 16, 2021

**OPERATIONS:**

**Reservoir Data (A/F):**

<b>FACILITY</b>	<b>STORAGE</b>	<b>MONTH CHANGE</b>
Donnells	29,767	(18,558)
Beardsley	72,152	(185)
Tulloch	56,159	(1,846)
New Melones	860,740	32,634

**Outages:**

<b>Plant</b>	<b>Dates</b>	<b>Duration</b>	<b>Cause</b>
--------------	--------------	-----------------	--------------

**Operations Report:**

**New Melones Inflows:**

Total inflows for water year 21/22: 85,126 A/F.

**District Usage:**

Total District usage for the water year 21/22: 15,904 A/F.

**Precipitation:**

Total precipitation for the month of November was .95 inches.

**Other Activities:**

1. PG&E Line outages.
2. Assisted maintenance on multiple projects.
3. Completed the annual dam deflection surveys.

**MAINTENANCE:**

**Donnell:**

1. Equipment in service.

**Beardsley:**

1. Equipment in service.

**Sandbar:**

1. Equipment in service.

**Tulloch:**

1. Equipment in service.

**Misc:**

1. Vehicle and equipment maintenance and repairs.
2. Performed maintenance on various plant systems as required.
3. Contractor completed the Sandbar 115kV line inspection.
4. Conducted road maintenance in various locations.

**BEARDSLEY PRECIPITATION**

YEAR	JUL	AUG	SEPT	OCT	NOV	DEC	JAN	FEB	MAR	APR	MAY	JUNE	TOTAL
1958-59	0.00	0.00	0.00	0.00	0.00	0.00	0.00	7.40	1.39	1.40	1.04	0.00	11.23
1959-60	0.00	0.03	3.09	0.00	0.00	1.92	5.74	8.38	4.68	2.45	0.35	0.00	26.64
1960-61	0.05	0.00	0.44	0.63	5.33	2.43	1.60	3.04	4.96	1.49	1.84	0.29	22.10
1961-62	0.21	1.12	0.77	0.70	3.39	2.98	2.04	15.32	6.13	1.12	1.04	0.02	34.84
1962-63	0.30	0.16	0.35	2.98	1.05	2.66	5.91	8.37	6.08	8.24	3.70	0.74	40.54
1963-64	0.00	0.44	0.59	2.63	7.81	0.81	5.84	0.21	3.02	2.01	2.44	1.64	27.44
1964-65	0.00	0.00	0.34	2.08	7.40	17.93	5.90	1.34	2.44	5.27	0.32	0.29	43.31
1965-66	0.00	1.47	0.60	0.47	12.38	4.59	1.68	2.33	1.00	2.39	0.43	0.10	27.44
1966-67	0.13	0.00	0.28	0.00	7.55	8.48	8.77	0.67	10.02	10.25	2.04	1.05	49.24
1967-68	0.00	0.39	0.90	0.54	2.47	3.35	4.94	4.81	3.48	0.73	1.44	0.02	23.07
1968-69	0.10	0.65	0.00	2.12	6.22	8.28	19.45	8.35	1.88	3.39	0.21	0.39	51.04
1969-70	0.00	0.00	0.55	3.41	2.98	6.46	17.06	3.11	3.43	2.50	0.00	3.17	42.67
1970-71	0.00	0.00	0.00	0.91	10.71	8.44	2.83	1.16	4.87	1.49	1.80	0.77	32.98
1971-72	0.00	0.02	0.29	1.22	6.22	10.31	2.39	2.78	1.01	4.03	0.10	1.62	29.99
1972-73	0.00	0.58	0.17	1.85	6.27	5.57	12.08	12.06	5.31	1.11	0.72	0.74	46.46
1973-74	0.05	0.18	0.07	3.65	9.88	9.10	5.08	1.84	8.18	5.15	0.02	0.07	43.27
1974-75	2.57	0.10	0.00	2.82	2.38	4.95	4.25	10.16	9.90	5.41	0.84	0.63	44.01
1975-76	0.03	2.02	0.15	6.75	2.04	0.74	0.49	3.03	2.66	2.42	0.91	0.05	21.29
1976-77	0.10	2.43	1.00	0.93	1.54	0.24	2.50	2.68	2.06	0.25	4.65	0.38	18.76 RECORD LOW
1977-78	0.00	0.00	0.58	0.24	4.76	9.72	10.85	8.31	8.67	7.97	0.19	0.23	51.52
1978-79	0.08	0.00	3.98	0.07	3.17	4.43	8.45	7.60	6.05	1.86	2.88	0.02	38.59
1979-80	0.17	0.03	0.00	4.66	4.63	5.22	14.62	13.03	3.61	3.09	4.33	0.77	54.16
1980-81	0.43	0.02	0.03	0.71	0.58	3.04	8.05	2.69	6.26	1.67	1.42	0.00	24.90
1981-82	0.06	0.00	0.15	5.27	8.76	8.39	6.08	8.08	11.23	8.19	0.12	1.34	57.67
1982-83	0.03	0.02	4.02	8.78	11.30	7.32	10.83	14.34	12.86	6.29	0.74	0.12	76.65 RECORD HIGH
1983-84	0.01	0.09	3.86	1.35	16.44	12.75	0.27	5.51	3.56	2.70	0.84	1.31	48.69
1984-85	0.00	0.05	0.73	3.97	10.28	2.58	1.52	3.13	5.84	0.86	0.07	0.28	29.31
1985-86	0.30	0.12	2.64	3.09	7.71	4.52	4.70	21.98	8.43	2.37	1.58	0.00	57.44
1986-87	0.02	0.00	2.18	0.00	0.49	0.73	3.42	5.89	5.21	0.79	1.63	0.15	20.51
1987-88	0.00	0.00	0.00	2.19	2.22	5.79	5.42	0.88	0.73	3.15	1.66	0.79	22.83
1988-89	0.00	0.00	0.05	0.07	6.96	4.29	1.45	2.73	10.08	1.41	0.74	0.02	27.80
1989-90	0.00	0.33	3.28	4.30	3.02	0.00	4.75	3.40	2.75	1.66	3.46	0.21	27.16
1990-91	0.00	0.11	0.59	0.41	1.62	1.30	0.40	1.79	16.08	1.74	2.54	1.54	28.12
1991-92	0.17	0.10	0.32	5.54	2.32	3.10	1.97	7.68	4.58	0.45	0.45	1.66	28.34
1992-93	3.26	0.35	0.00	3.05	0.44	9.61	12.19	8.74	6.29	2.07	1.24	2.43	49.67
1993-94	0.00	0.00	0.00	1.25	2.11	1.97	2.93	7.08	0.86	3.71	2.22	0.00	22.13
1994-95	0.00	0.00	0.77	2.82	7.92	3.68	18.32	1.14	18.76	6.98	6.72	1.02	68.13
1995-96	0.05	0.00	0.00	0.00	0.35	9.13	10.32	11.17	6.81	3.94	5.51	1.24	48.52
1996-97	0.05	0.01	0.23	2.55	7.14	16.19	18.16	0.80	0.53	0.82	0.51	1.24	48.23
1997-98	0.17	0.00	0.33	1.39	4.99	3.70	12.86	16.30	6.69	4.94	6.46	1.35	59.18
1998-99	0.00	0.00	2.84	0.49	5.12	3.13	8.93	9.71	2.63	3.03	1.28	1.03	38.19
1999-00	0.00	0.13	0.18	1.05	3.51	0.51	11.68	14.13	2.58	3.70	2.72	1.06	41.25
2000-01	0.00	0.07	0.96	3.17	1.01	1.59	4.69	4.70	3.08	5.39	0.00	0.07	24.73
2001-02	0.02	0.00	0.60	1.17	6.97	9.75	2.56	2.13	6.88	2.29	2.02	0.00	34.39
2002-03	0.00	0.00	0.09	0.00	7.42	11.17	1.12	3.50	3.81	9.36	2.69	0.00	39.16
2003-04	0.09	1.32	0.06	0.00	2.88	9.97	2.79	8.52	1.07	0.17	0.55	0.02	27.44
2004-05	0.02	0.00	0.19	7.66	2.93	6.67	10.52	6.95	9.35	3.35	5.76	0.80	54.20
2005-06	0.00	0.11	0.71	1.70	3.34	17.72	7.75	5.26	10.14	10.55	1.97	0.10	59.35
2006-07	0.08	0.00	0.01	1.53	3.56	5.25	2.08	8.70	1.30	2.61	1.33	0.10	26.55
2007-08	0.01	0.17	0.34	1.02	0.95	5.01	10.15	6.69	0.87	0.26	2.85	0.00	28.32
2008-09	0.00	0.00	0.00	1.65	6.17	5.08	5.88	6.98	6.78	1.97	3.37	0.79	38.67
2009-10	0.00	0.10	0.00	4.37	1.31	5.89	7.97	5.86	4.92	6.66	3.65	0.06	40.79
2010-11	0.00	0.00	0.00	8.67	7.15	14.21	2.15	5.76	15.22	1.94	2.94	3.21	61.25
2011-12	0.00	0.00	1.56	3.13	1.77	0.00	6.25	1.62	5.96	4.76	0.37	0.92	26.34
2012-13	0.00	0.00	0.00	1.27	5.78	12.56	0.64	0.93	3.26	1.11	1.48	0.80	27.83
2013-14	0.00	0.00	0.72	0.56	1.80	1.22	1.59	9.23	6.17	3.43	0.98	0.05	25.75
2014-15	0.52	0.03	1.03	0.15	3.72	7.25	0.13	4.49	0.43	3.08	2.75	0.80	24.38
2015-16	0.39	0.00	0.11	2.26	5.36	9.74	9.53	1.74	9.19	3.13	1.82	0.34	43.61
2016-17	0.00	0.00	0.00	7.26	3.19	8.30	22.25	20.47	5.49	8.06	0.59	0.46	76.07
2017-18	0.00	0.09	1.44	0.50	7.34	0.42	5.20	0.76	14.50	3.70	1.02	0.00	34.97
2018-19	0.00	0.00	0.00	1.92	8.21	3.07	9.84	15.37	8.97	2.07	7.43	0.46	57.34
2019-20	0.00	0.00	0.63	0.00	1.39	10.58	2.09	0.08	7.50	3.87	3.09	0.33	29.56
2020-21	0.00	0.23	0.10	0.00	2.38	3.40	7.28	2.44	2.83	1.31	0.18	0.00	20.15
2021-22	0.09	0.00	0.18	7.51	0.95	0.00	0.00	0.00	0.00	0.00	0.00	0.00	8.73 Current Year
Average	0.15	0.21	0.72	2.26	4.71	5.86	6.49	6.16	5.71	3.37	1.89	0.62	37.73
2021-22 +/-	(0.06)	(0.21)	(0.54)	5.25	(3.76)	(5.86)	(6.49)	(6.16)	(5.71)	(3.37)	(1.89)	(0.62)	(29.00)

ANNUAL AVERAGE

**37.73**

INCHES +/- ANNUAL AVERAGE

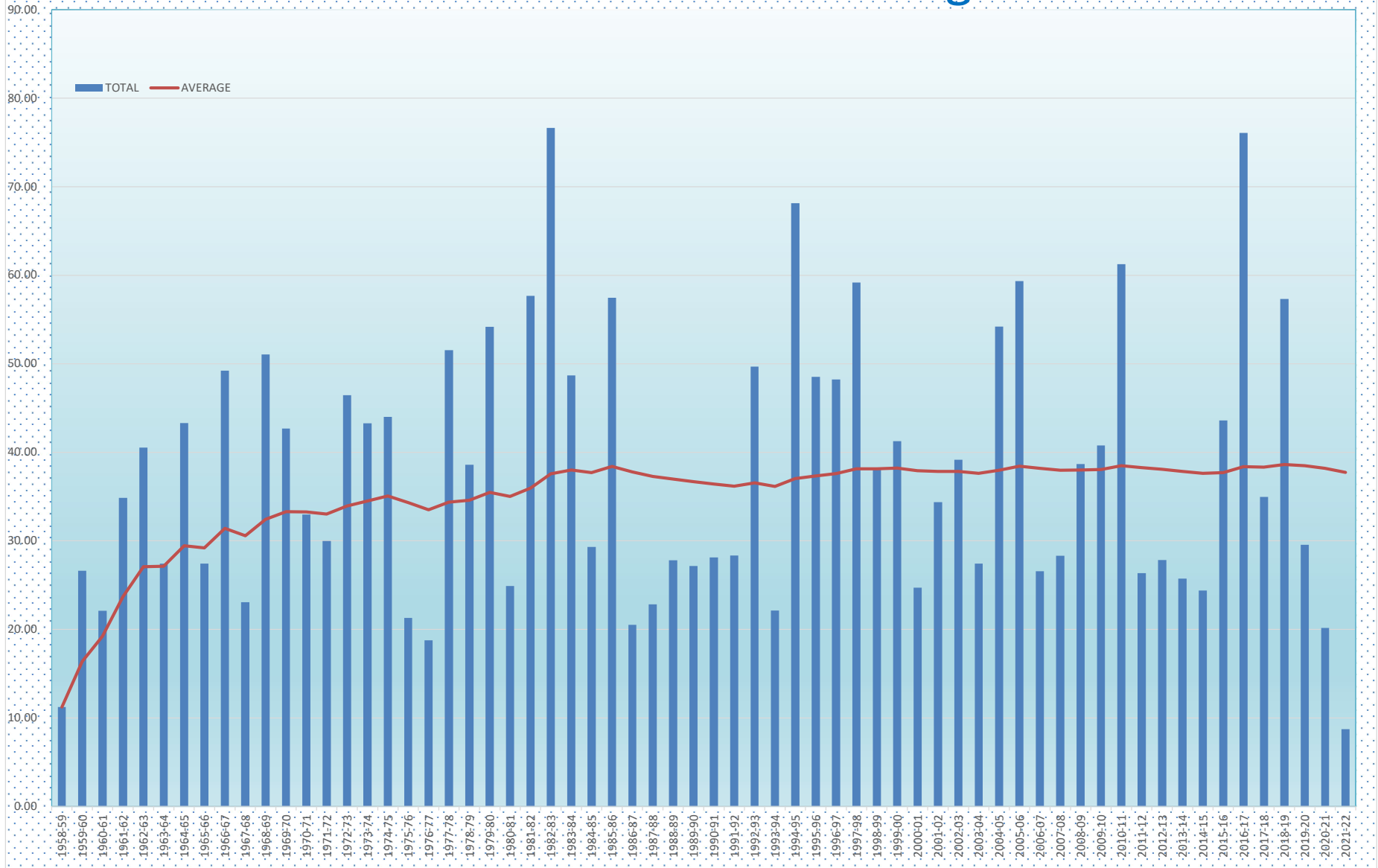
**(29.00)**

Updated as of 2-Dec-21

PERCENT OF ANNUAL AVERAGE

23%

# Historical Rain VS Average



## REGULATORY AFFAIRS BOARD REPORT

Susan Larson

December 16, 2021

### FERC Compliance

- The main focus since the November Board Meeting has been administration of the contracts for the Tulloch Day Use Project so that project can move forward. Following Board authorization of the contracts for Dillon & Murphy, Condor and KW Emerson, all contracts have been executed, and requisite insurance provisions are on file. The mandatory pre-construction meeting was conducted on December 9, 2021. Agency requirements for pre-construction inspections are also being scheduled. A ground-breaking ceremony is scheduled for December 15, 2021 with Board Presidents, Calaveras County representatives, Calaveras County Water District Officials and Tri-Dam staff. The project will move forward to construction, with an anticipated completion date of May, 2022.
- Cultural Resources Monitoring. PAR Environmental is finishing the required cultural monitoring of identified cultural resources at Beardsley/Donnells and Tulloch pursuant to provisions of the Historic Properties Management Plans (HPMP's). HPMP's and compliance with their conditions are a part of each FERC license. Beardsley/Donnells field work is complete and Tulloch is scheduled for the week of 12/6 and 12/13, so that all work is complete by the end of the year.
- Beardsley A-Bay. Tri-Dam received the final project close-out letter and authorization from California Division of Safety of Dams (DSOD), along with a notification that they have approved our request for a refund of fees overpaid, in the amount of \$5,826.00. Following submittal of the final reports and plans to FERC in March, 2021, a letter was received on December 2, 2021 requested several minor amendments to the final "as built" plans. Condor will address those items for resubmittal to FERC.

### Permit and Other Assignments

- Work on permits, site reviews and compliance questions for various properties at Tulloch. Respond to daily inquiries from the public. Permits, inspections and file documentation, including uploads to the server.
- Tulloch compliance matters, as required, using the data compiled during the shoreline audit.
- Working on pending litigation matters, as required.
- ACWA conference in Pasadena from November 29-December 3, 2021.



## Tri-Dam Project Generation & Revenue Report 2021

	<b>Donnells</b>				<b>Beardsley</b>			<b>Tulloch</b>			<b>Project Total</b>		
	Average Generation (1958-2018)	2021 Net Generation (kWh)	Avoided Generation (kWh)	2021 Energy Revenue	Average Generation (1958-2018)	2021 Net Generation (kWh)	2021 Energy Revenue	Average Generation (1958-2018)	2021 Net Generation (kWh)	2021 Energy Revenue	Average Generation (1958-2018)	2021 Net Generation (kWh)	2021 Energy Revenue
JAN	17,389,989	11,052,034	-	\$884,163	3,150,048	1,454,471	\$116,358	4,271,885	1,575,855	\$126,068	24,811,922	14,082,360	\$1,126,589
FEB	17,229,608	15,224,781	-	\$1,217,982	2,927,753	1,356,506	\$108,520	5,024,913	2,306,786	\$184,543	25,182,274	18,888,073	\$1,511,046
MAR	23,070,659	8,146,307	-	\$651,705	3,584,274	1,743,745	\$139,500	7,580,691	6,998,744	\$559,900	34,235,623	16,888,796	\$1,351,104
APR	31,686,865	19,684,384	-	\$1,574,751	4,717,464	2,156,914	\$172,553	10,811,027	14,149,852	\$1,131,988	47,215,356	35,991,151	\$2,879,292
MAY	41,216,149	6,968,984	-	\$557,519	5,799,593	1,875,573	\$150,046	12,131,040	15,103,809	\$1,208,305	59,146,782	23,948,366	\$1,915,869
JUN	42,555,036	5,330,181	-	\$426,414	6,336,073	1,130,982	\$90,479	12,084,818	16,800,913	\$1,344,073	60,975,928	23,262,075	\$1,860,966
JUL	36,444,466	8,965,044	-	\$717,204	6,629,514	1,002,776	\$80,222	12,609,174	18,473,357	\$1,477,869	55,683,154	28,441,177	\$2,275,294
AUG	27,568,740	6,440,758	-	\$515,261	6,269,748	624,157	\$49,933	11,868,293	15,777,238	\$1,262,179	45,706,781	22,842,153	\$1,827,372
SEP	20,111,167	8,376,022	-	\$670,082	5,223,523	527,094	\$42,168	8,577,620	9,810,853	\$784,868	33,912,310	18,713,968	\$1,497,117
OCT	12,743,535	12,718,989	-	\$1,017,519	3,752,220	547,676	\$43,814	4,664,124	5,877,029	\$470,162	21,159,879	19,143,693	\$1,531,495
NOV	12,042,987	36,061,228	-	\$2,884,898	2,794,775	6,243,509	\$499,481	2,487,256	1,330,675	\$106,454	17,325,019	43,635,412	\$3,490,833
DEC	14,354,891	-	-	\$0	3,713,920	-	\$0	3,288,702	-	\$0	21,357,513	-	\$0
<b>Total</b>	<b>296,414,092</b>	<b>138,968,712</b>	<b>-</b>	<b>\$11,117,497</b>	<b>54,898,907</b>	<b>18,663,401</b>	<b>\$1,493,072</b>	<b>95,399,542</b>	<b>108,205,112</b>	<b>\$8,656,409</b>	<b>446,712,540</b>	<b>265,837,225</b>	<b>\$21,266,978</b>

Note: Price per MWh is \$80.00

### Tri-Dam Power Authority - Sand Bar

	Average Generation (1958-2018)	2021 Net Generation (kWh)	2021 Energy Revenue	PG&E Coordination Payment	Total Revenue
JAN	4,663,654	1,740,974	\$139,278	\$0	\$139,278
FEB	3,946,606	899,860	\$71,989	\$0	\$71,989
MAR	5,290,014	1,365,702	\$109,256	\$0	\$109,256
APR	6,873,822	2,249,798	\$179,984	\$0	\$179,984
MAY	8,065,189	2,904,073	\$232,326	\$0	\$232,326
JUN	8,750,023	1,274,345	\$101,948	\$0	\$101,948
JUL	9,133,101	721,206	\$57,696	\$0	\$57,696
AUG	8,560,581	-	\$0	\$0	\$0
SEP	6,928,285	-	\$0	\$0	\$0
OCT	4,898,944	728,026	\$58,242	\$0	\$58,242
NOV	2,947,604	9,381,774	\$750,542	\$0	\$750,542
DEC	5,554,123	-	\$0	\$0	\$0
<b>Total</b>	<b>75,611,948</b>	<b>21,265,758</b>	<b>\$1,701,261</b>	<b>\$0</b>	<b>\$1,701,261</b>

## WESTERN PRICE SURVEY

### [7] Western Gas Prices Continue Slide

Price volatility continues in the West, with energy supply fluctuating and soft demand.

Natural gas transmission constraints across the Southwest into California persist, though flows from Canada into the Pacific Northwest have resumed.

Natural gas prices fell by between 55 cents and as much as \$1.43 in Nov. 23 to Dec. 2 trading. PG&E CityGate gas lost the most value, down \$1.43 to \$4.61/MMBtu; however, six hubs lost more than a dollar in trading.

Markets were closed in observance of Thanksgiving.

Floods and mudslides in British Columbia had prompted Enbridge to temporarily take one of its two Westcoast Energy system pipelines off line. Two subsections of the pipeline were returned to service Nov. 30, which increased natural gas delivery into Huntington to 1.8 Bcf per day, according to the U.S. Energy Information Administration.

Southern California supplies continue to be throttled by the ongoing outage of an El Paso Natural Gas pipeline that supplies Permian Basin gas to the Southern California Gas Co. service area. Line 2000 was brought on line at reduced operating pressure for inspection, but according to a Nov. 30 posting by Kinder Morgan, there is no target date for its full return to service.

The EIA reported that natural gas used for power generation in California dropped by 0.7 Bcfd week over week.

Aliso Canyon natural gas storage facility operations continue to be a question mark in the region in the wake of the California Public Utilities Commission's Nov. 4 approval of an increase in its allowable capacity to 41.1 Bcf. ENVOY data shows Aliso Canyon storage reached 40.5 Bcf Nov. 30, with total system inventory at 90 Bcf.

Western peak power prices fell by roughly \$4 to \$5 in Nov. 24 to Dec. 2 trading, while off-peak power values generally lost between \$8.35 and as much as \$16.05 by Dec. 2. Palo Verde nighttime power proved the exception, adding 50 cents to arrive at \$35.50/MWh.

California Independent System Operator demand reached 28,573 MW Nov. 29, which should be the week's high.

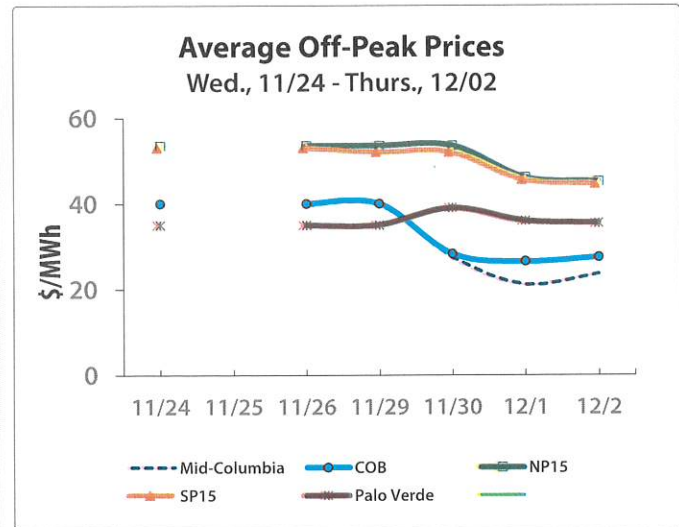
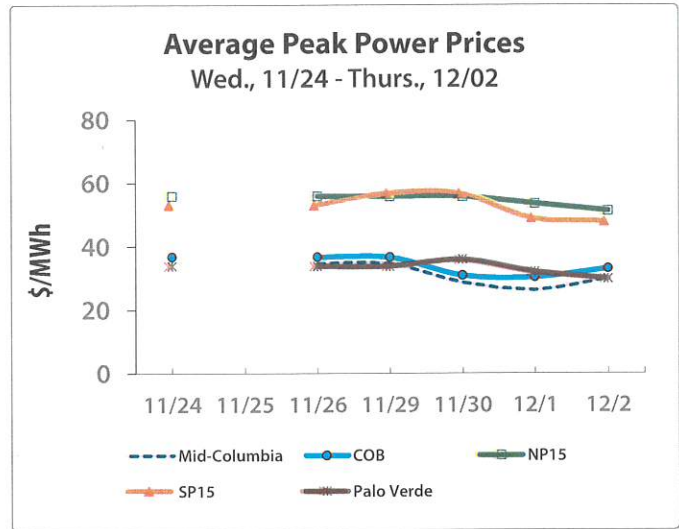
In November, the average high peak price at Henry Hub was \$5.70/MMBtu, \$2.66 more than in 2020 (see "Price Trends," next page).

Western natural gas hub prices followed suit, with Malin natural gas adding the most, up \$2.64 year over year to \$6.09/MMBtu. PG&E CityGate values for the month peaked at \$6.82/MMBtu, an increase of almost \$2.50.

Average Western peak power prices for November also surged compared with the year prior. Mid-Columbia added the most year over year, leaping \$43.30 to \$74.55/MWh.

These trends are comparable to November 2018, when Western natural gas prices rose above \$6/MMBtu and power prices traded in a range from \$66/MWh at Palo Verde to \$73.45/MWh at North of Path 15.

**-Linda Dailey Paulson**



### Average Natural Gas Prices (\$/MMBtu)

	Tues. 11/23	Tues. 11/30	Thurs. 12/02
Henry Hub	4.90	4.51	4.04
Sumas	5.00	3.63	3.72
Alberta	4.10	3.58	3.36
Malin	5.07	3.94	3.72
Opal/Kern	5.03	4.01	3.73
Stanfield	5.02	3.91	3.66
PG&E CityGate	6.04	4.90	4.61
SoCal Border	5.18	4.44	4.01
SoCal CityGate	5.55	5.26	5.00
EP-Permian	4.46	3.88	3.61
EP-San Juan	4.64	4.04	3.71

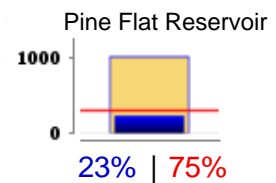
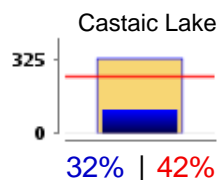
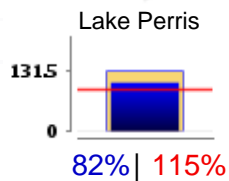
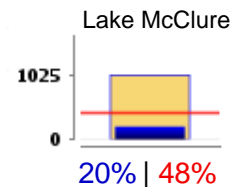
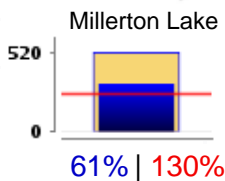
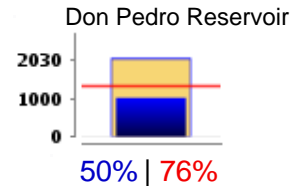
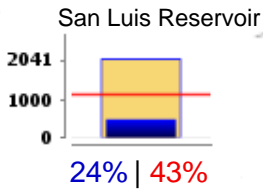
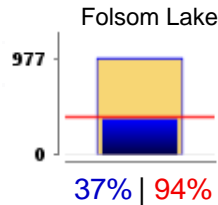
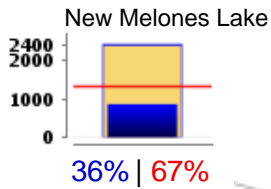
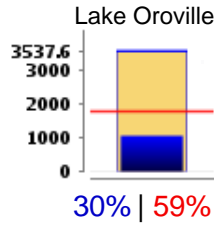
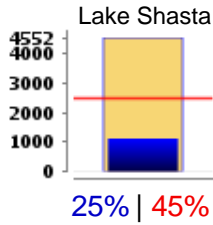
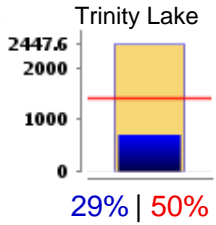
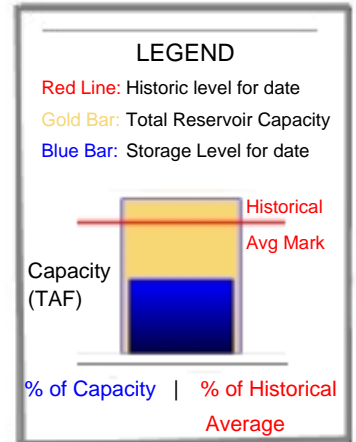
Power/gas prices courtesy Enerfax



# CURRENT RESERVOIR CONDITIONS

## SELECTED WATER SUPPLY RESERVOIRS

Midnight: December 8, 2021







December 6, 2021

Tri Dam Project  
Jarom Zimmerman  
P.O. Box 1158  
Pinecrest, CA 95364

**Re: November 2021 Invoices**

Dear Mr. Zimmerman:

Enclosed are invoices for consulting services provided by FISHBIO during November. Services provided for each project are summarized below.

**Lifecycle monitoring**

Lifecycle monitoring activities during November focused on maintaining thermographs and water temperature data.

**Non-Native Investigation/ Predator Study and Publications**

Effort during November continued to focus on analysis of data generated by the study for development of a comprehensive, 3-yr synthesis report. Chapters of this report will be submitted to peer-reviewed journals for publication.

**Consulting**

We provided a memorandum presenting alternatives for varying levels of predator study effort for the Board to consider for funding during 2022 and participated in the November Board meeting to discuss the alternatives.

**Budget Summary**

<b>2021</b>	<i>Life-cycle Monitoring</i>	<i>Publications</i>	<i>Consulting</i>	<i>Non-natives</i>	<b>TOTAL</b>
<i>Jan</i>	\$ 31,458.12	\$ -	\$ -	\$ 30,217.58	<b>\$ 61,675.70</b>
<i>Feb</i>	\$ 27,555.99	\$ 655.00	\$ 4,760.00	\$ 77,095.42	<b>\$ 110,066.41</b>
<i>Mar</i>	\$ 14,998.08	\$ 957.50	\$ -	\$ 69,170.73	<b>\$ 85,126.31</b>
<i>Apr</i>	\$ 31,365.02	\$ 11,330.00	\$ -	\$ 105,646.21	<b>\$ 148,341.23</b>
<i>May</i>	\$ 17,827.36	\$ 13,132.50	\$ 150.00	\$ 65,569.83	<b>\$ 96,679.69</b>
<i>Jun</i>	\$ 9,818.60	\$ 16,750.00	\$ -	\$ 34,134.03	<b>\$ 60,702.63</b>
<i>Jul</i>	\$ 8,059.88	\$ 1,277.50	\$ 17,042.50	\$ 57,439.78	<b>\$ 83,819.66</b>
<i>Aug</i>	\$ 39,154.80	\$ 16,982.50	\$ 1,240.00	\$ 34,372.08	<b>\$ 91,749.38</b>
<i>Sep</i>	\$ 16,242.28	\$ 17,030.00	\$ 140.00	\$ 21,417.50	<b>\$ 54,829.78</b>
<i>Oct</i>	\$ 2,385.00	\$ 18,025.00	\$ -	\$ 4,910.00	<b>\$ 25,320.00</b>
<i>Nov</i>	\$ 1,018.58	\$ 3,842.50	\$ 400.00	\$ 490.00	<b>\$ 5,751.08</b>
<b>TOTAL</b>	<b>\$199,883.71</b>	<b>\$ 99,982.50</b>	<b>\$ 23,732.50</b>	<b>\$ 500,463.16</b>	<b>\$ 824,061.87</b>
<i>Estimated 2021</i>	\$200,000.00	\$100,000.00	\$ 25,000.00	\$ 500,000.00	\$ 825,000.00
<i>Remaining</i>	\$ 116.29	\$ 17.50	\$ 1,267.50	\$ (463.16)	\$ 938.13

Sincerely,

Andrea Fuller

## SJB November Field Report

### Fall-run Adult Migration Monitoring

A total of 2,195 Chinook salmon and seven *O. mykiss* were observed in the Stanislaus River from November 1-30, increasing the season total to 5,508 Chinook salmon (Figure 1). Thus far, total Chinook passage observed this season was the highest since 2017, and more than three times higher than that observed through November in 2020. Chinook passage at the weir to date ranks 5<sup>th</sup> highest since sampling began in 2003 (excluding 2011 when sampling started in mid-November due to high flows). Over the past decade, following the implementation of the constant fractional marking (CFP) program (fin clipping ~25% of hatchery production), the number of fin clipped salmon observed in the Stanislaus River have been roughly 25% or higher indicating that most, if not all, of the salmon migrating into the Stanislaus River are of hatchery origin. The same trend was observed in 2021 as 24% of the fish passing the Stanislaus River weir were fin clipped.

Trapping in the upstream livebox was conducted at the Stanislaus River weir during November (14 days) to validate Vaki data, determine length/depth ratios for the species sampled, and to collect biological data (e.g., scales, fin clips, otoliths) from salmonids. A total of 265 Chinook salmon and zero *O. mykiss* were captured during the month. Trapping will continue through April targeting *O. mykiss*. Of the 11 *O. mykiss* observed at the weir this year, 92% were ad-clipped indicating hatchery origin.

A total of 347 Chinook salmon were observed in the Tuolumne River, increasing the season total to 447 (Figure 2). Total passage to date is the lowest in the past six years and ranks 3<sup>rd</sup> lowest since weir monitoring began in 2009. To date, 19% of the Chinook passing the Tuolumne River weir have clipped adipose fins indicating most of the fish migrating into the Tuolumne River this year are of hatchery origin.

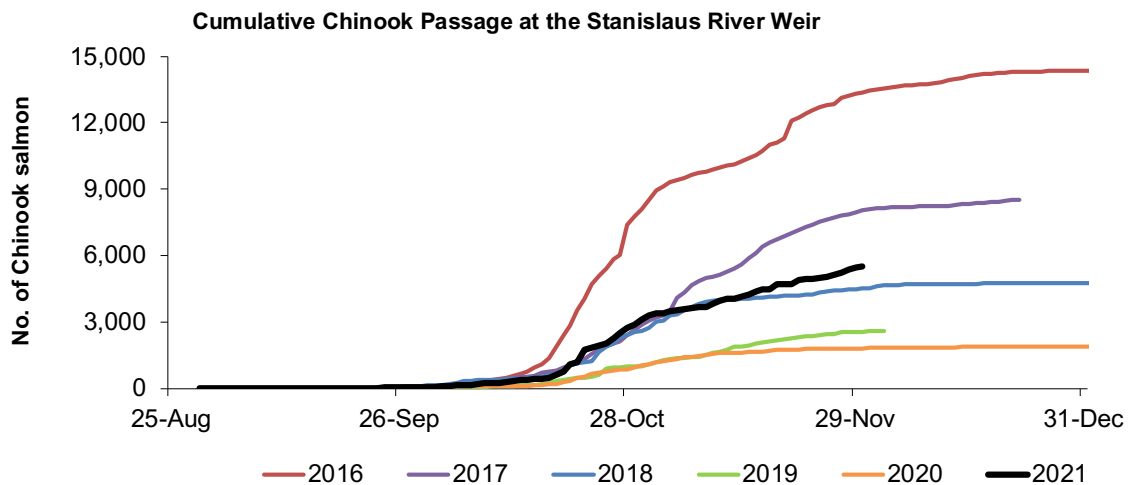


Figure 1. Cumulative Chinook salmon passage at the Stanislaus River weir, 2016-2021.

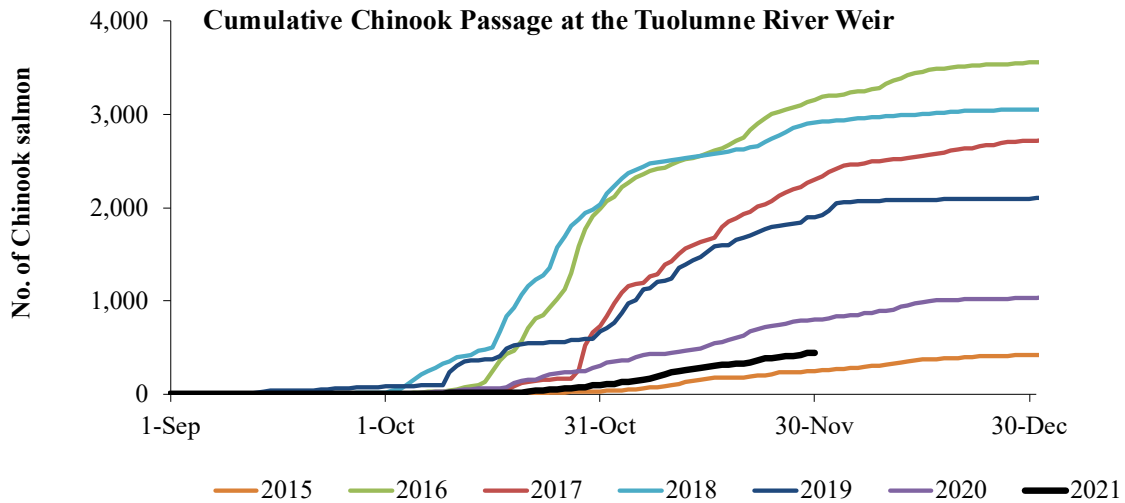


Figure 2. Cumulative Chinook salmon passage at the Tuolumne River weir, 2016-2021.

Escapement to the Mokelumne River was low for the second straight year, although 30% higher than the previous year. A total of 1,351 Chinook salmon were observed migrating past the Woodbridge Dam during the month of November, increasing the season total to 4,469 (Figure 3). Passage to date ranks it the second lowest observed in the last eight years (average 10,241). During 2017, a record of almost 20,000 Chinook migrated into the Mokelumne River.

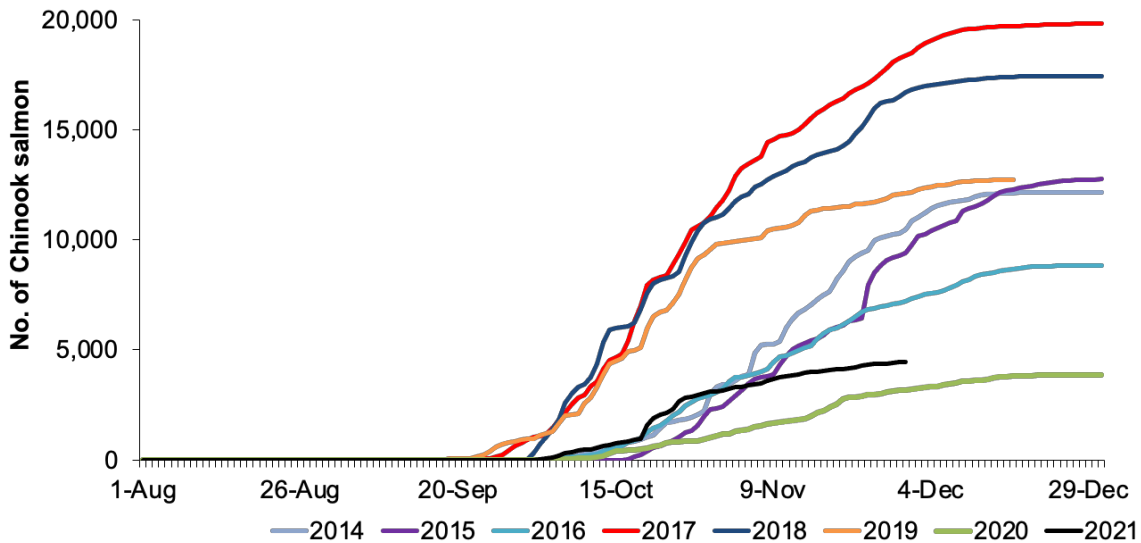


Figure 3. Cumulative Chinook salmon passage at the Mokelumne River fish ladder, 2014-2021.

Chinook salmon redd surveys were conducted bi-weekly on the Tuolumne River in November. The number of redds observed has been relatively low, as expected based on the number of salmon passages observed at the weir thus far. Peak spawning occurred in early November this year. Bi-weekly surveys will be conducted through December and through the spring to document *O. mykiss* spawning activity.

The first redd survey of the season was conducted on the Calaveras River the week of November 22. A single Chinook salmon redd was marked in the lower portion of the canyon with a carcass just downstream of this redd. Bi-weekly surveys will be conducted through December and through the spring to document *O. mykiss* spawning activity.

### Juvenile Outmigration Monitoring

Calaveras River rotary screw trap (RST) began sampling on November 2 and sampled a total of 17 days during the month. Zero YOY (<100 mm) and 148 Age 1+ (100-299 mm) *O. mykiss* have been captured so far this season (Figure 4). Seventeen *O. mykiss* were implanted with a Passive Integrated Transponder (PIT) tag to potentially track their movement in the Calaveras River and other water bodies. No Chinook salmon have been observed yet this season.

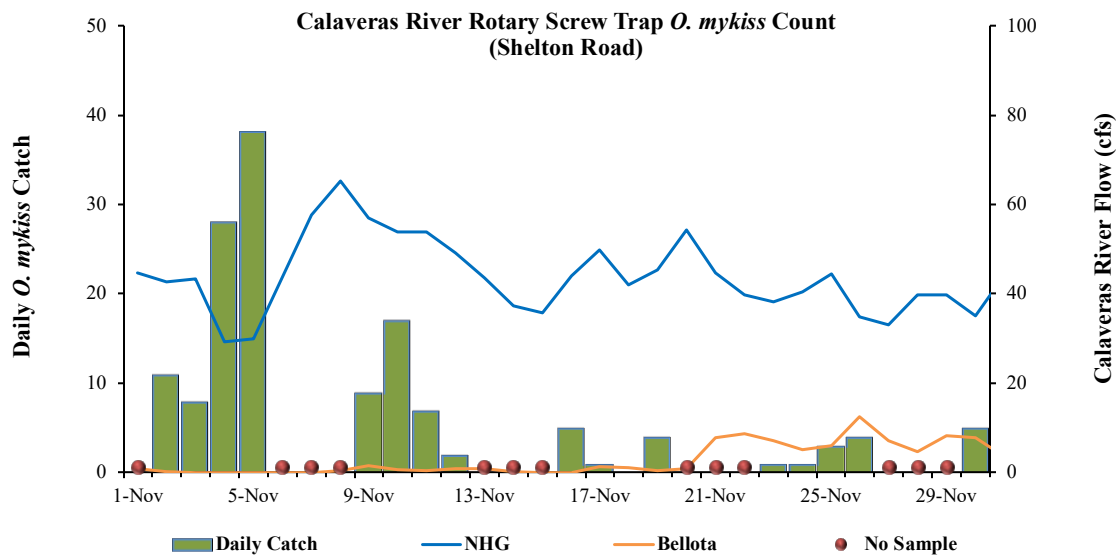


Figure 4. Daily *O. mykiss* catch at the Shelton Rd. RST and Calaveras River flow during 2021-22.

Closed Session Notes:

---

**REGULAR BOARD MEETING  
AGENDA  
TRI-DAM POWER AUTHORITY  
of THE OAKDALE IRRIGATION DISTRICT and  
THE SOUTH SAN JOAQUIN IRRIGATION DISTRICT  
DECEMBER 16, 2021**

Start time is immediately following the Tri-Dam Project meeting  
which begins at 9:00 AM

**South San Joaquin Irrigation District  
11011 Highway 120  
Manteca, CA 95336**

**\* SEE BELOW FOR INSTRUCTIONS REGARDING PUBLIC  
COMMENT AND PARTICIPATION**

---

**NOTICE: Coronavirus (COVID-19)**

A COMPLETE COPY OF THE AGENDA PACKET WILL BE AVAILABLE ON THE OAKDALE IRRIGATION DISTRICT WEB SITE ([www.oakdaleirrigation.com](http://www.oakdaleirrigation.com)) ON MONDAY, DECEMBER 13, 2021 AT 9:00 A.M. ALL WRITINGS THAT ARE PUBLIC RECORDS AND RELATE TO AN AGENDA ITEM WHICH ARE DISTRIBUTED TO A MAJORITY OF THE BOARD OF DIRECTORS LESS THAN 72 HOURS PRIOR TO THE MEETING NOTICED ABOVE WILL BE MADE AVAILABLE ON THE OAKDALE IRRIGATION DISTRICT WEB SITE ([www.oakdaleirrigation.com](http://www.oakdaleirrigation.com)).

**INFORMATION FOR SPECIAL MEETING DURING SHELTER IN PLACE ORDER  
(Effective 3/27/2020 – until further notice):**

Pursuant to California Governor Gavin Newsom's Executive Order N-29-20, a local legislative body is authorized to hold public meetings via teleconferencing and to make public meetings accessible telephonically or otherwise electronically to all members of the public who wish to participate and to provide public comment to the local legislative body during the current health emergency. The Tri-Dam Project and Tri-Dam Power Authority Board of Directors (Tri-Dam Directors) will adhere to and implement the provisions of the Governor's Executive Order related to the Brown Act and the utilization of technology to facilitate participation.

\*The location of the Tri-Dam meeting will be at the office of the South San Joaquin Irrigation District, 11011 Highway 120, Manteca. Be advised these facilities are currently closed to public access due to implemented protection measures for the COVID-19 virus. **The public will not be granted access to these facilities.**

**\*\*Public members who wish to participate, listen to, and provide comment on agenda items can do so by telephone by calling (669) 900-6833, then entering Meeting ID: 981-2027-6218, password 700546. All speakers commenting on Agenda Items are limited to five (5) minutes.**

Members of the public may also submit public comments in advance by e-mailing [dbarney@ssjid.com](mailto:dbarney@ssjid.com) by 4:30 p.m., Wednesday, December 15, 2021.

In addition to the mandatory conditions set forth above, the Tri-Dam Directors will use sound discretion and make reasonable efforts to adhere as closely as reasonably possible to the provisions of the Brown Act, and other applicable local laws regulating the conduct of public meetings.

In compliance with the Americans with Disabilities Act, a person requiring an accommodation, auxiliary aid, or service to participate in this meeting should contact the Executive Assistant at (209) 249-4623, as far in advance as possible but no later than 24 hours before the scheduled event. The best effort to fulfill the request will be made.

---

## **CALL TO ORDER**

**ROLL CALL:** John Holbrook, Bob Holmes, Dave Kamper, Glenn Spyksma, Mike Weststeyn  
Brad DeBoer, Herman Doornenbal, Tom Orvis, Linda Santos, Ed Tobias

## **PUBLIC COMMENT**

---

## **CONSENT CALENDAR**

## **ITEMS 1 - 2**

Matters listed under the consent calendar are considered routine and will be acted upon under one motion. There will be no discussion of these items unless a request is made to the Board President by a Director or member of the public. Those items will be considered at the end of the consent items.

1. Approve the regular board meeting minutes of November 18, 2021.
2. Approve the November financial statements and statement of obligations.

---

## **ACTION CALENDAR**

## **ITEMS 3 - 6**

3. Discuss and consider adoption of Resolution TDPA 2021-04 to implement teleconferencing requirements during a proclaimed state of emergency.
4. Review and consider approval Resolution TDPA 2021-05 Distribution of Funds.
5. Review and consider approval Resolution TDPA 2021-06 Electing New Officers.
6. Review and consider approval of power pole replacement along Sandbar 115kV line.

---

## **ADJOURNMENT**

## **ITEMS 7 - 8**

7. Commissioner Comments.
8. Adjourn to the next regularly scheduled meeting.

# BOARD AGENDA REPORT

Date: 12/16/2021  
Staff: Brian Jaruszewski

---

**SUBJECT:** Tri-Dam Power Authority November 2021 Minutes

---

**RECOMMENDED ACTION:** Recommend Approval of November 18, 2021 Minutes

---

**BACKGROUND AND/OR HISTORY:**

**FISCAL IMPACT:**

**ATTACHMENTS:**

---

**Board Motion:**

**Motion by:** \_\_\_\_\_ **Second by:** \_\_\_\_\_

**VOTE:**

**OID:** DeBoer (Yes/No) Doornenbal (Yes/No) Orvis (Yes/No) Santos (Yes/No) Tobias (Yes/No)

**SSJID:** Holbrook (Yes/No) Holmes (Yes/No) Kamper (Yes/No) Spyksma (Yes/No) Weststeyn (Yes/No)



# TRI-DAM POWER AUTHORITY MINUTES OF REGULAR MEETING

November 18, 2021  
Manteca, California

The Commissioners of the Tri-Dam Power Authority met at the offices of the South San Joaquin Irrigation District located in Manteca, California, on the above date for conducting business of the Tri-Dam Power Authority, pursuant to the resolution adopted on October 14, 1984.

President Weststeyn called the meeting to order at 11:17 a.m.

## **COMMISSIONERS PRESENT:**

### **OID COMMISSIONERS**

ED TOBIAS  
LINDA SANTOS  
TOM ORVIS  
HERMAN DOORNENBAL  
BRAD DeBOER

### **SSJID COMMISSIONERS**

BOB HOLMES  
GLENN SPYKSMA  
JOHN HOLBROOK  
MIKE WESTSTEYN  
DAVE KAMPER

## **COMMISSIONERS ABSENT:**

## **ALSO PRESENT:**

Jarom Zimmerman, General Manager, Tri-Dam Project; Genna Modrell, Admin. & Finance Asst., Tri-Dam Project; Susan Larson, Compliance Coordinator, Tri-Dam Project; Peter Rietkerk, General Manager, SSJID; Mia Brown, General Counsel, SSJID; Tim Wasiewski, Counsel

## **PUBLIC COMMENT**

None

## **CONSENT CALENDAR**

**ITEM #1 Approve the regular board meeting minutes of October 21, 2021.**

**ITEM #2 Approve the October financial statements and statement of obligations.**

Commissioner Doornenbal moved to approve the consent calendar. Commissioner Spyksma seconded the motion.

The motion passed by the following roll call vote:

AYES: DeBoer, Doornenbal, Orvis, Santos, Tobias, Holbrook, Holmes, Kamper, Spyksma, Weststeyn

NOES: None

ABSTAINING: None

ABSENT: None

## **ACTION CALENDAR**

### ***ITEM #3 Discuss and consider adoption of Resolution TDPA 2021-03 to implement teleconferencing requirements during a proclaimed state of emergency.***

Commissioner Holbrook moved to approve Resolution TDPA 2021-03 as presented. Commissioner Santos seconded the motion.

The motion passed by the following roll call vote:

AYES: DeBoer, Doornenbal, Orvis, Santos, Tobias, Holbrook, Holmes, Spyksma, Weststeyn

NOES: Kamper

ABSTAINING: None

ABSENT: None

### ***ITEM #4 Discuss and consider adoption of the 2022 Draft Budget.***

Jarom Zimmerman presented the 2022 draft budget and responded to Commissioner questions.

Commissioner Holmes moved to approve the 2022 Draft Budget as presented. Commissioner DeBoer seconded the motion.

The motion passed by the following roll call vote:

AYES: DeBoer, Doornenbal, Orvis, Santos, Tobias, Holbrook, Holmes, Kamper, Spyksma, Weststeyn

NOES: None

ABSTAINING: None

ABSENT: None

### ***ITEM #5 Commissioners Comments***

None.

## **ADJOURNMENT**

President Weststeyn adjourned the meeting at 11:24 a.m.

The next Board of Commissioners meeting will be December 16, 2021 at the offices of the South San Joaquin Irrigation District, Manteca, California immediately following the Tri-Dam Project meeting, which commences at 9:00 a.m.

ATTEST:

---

Jarom Zimmerman  
Secretary  
Tri-Dam Power Authority

# BOARD AGENDA REPORT

Date: 12/16/2021  
Staff: Brian Jaruszewski

---

**SUBJECT: Tri-Dam Power Authority November 2021 Financial Statements**

---

**RECOMMENDED ACTION:** Recommend Approval of November 2021 Financial Statements and Statement of Obligations

---

**BACKGROUND AND/OR HISTORY:**

Financial Statements (Balance Sheet and Income Statement) for Tri-Dam Power Authority are presented monthly for approval. Note that these are unaudited financial statements. As such, they include accruals for certain revenues and expenditures.

Also submitted for approval is the Statement of Obligations for Tri-Dam Power Authority.

**FISCAL IMPACT:** See Attachments

**ATTACHMENTS:** Tri-Dam Power Authority Financial Statements  
Tri-Dam Power Authority Statement of Obligations

---

**Board Motion:**

**Motion by:** \_\_\_\_\_ **Second by:** \_\_\_\_\_

**VOTE:**

**OID:** DeBoer (Yes/No) Doornenbal (Yes/No) Orvis (Yes/No) Santos (Yes/No) Tobias (Yes/No)

**SSJID:** Holbrook (Yes/No) Holmes (Yes/No) Kamper (Yes/No) Spyksma (YES/No) Weststeyn (Yes/No)



**Tri-Dam Power Authority**  
**Balance Sheets**  
(Unaudited)

	November 30, 2021	October 31, 2021	November 30, 2020
<b>1 Assets</b>			
2 Cash	\$ 955,194	\$ 901,872	\$ 3,416,895
3 Short-Term Investments	1,089,154	1,088,930	1,085,138
4 Accounts Receivable	750,542	58,242	239,974
5 Prepaid Expenses	93,076	108,588	83,010
6 Capital Assets	45,381,032	45,381,032	45,367,535
7 Accumulated Depreciation	(22,535,975)	(22,495,163)	(22,046,018)
8 Intangible Assets	-	-	-
9 Other Assets	1,716	1,716	11
<b>10 Total Assets</b>	<b>25,734,738</b>	<b>25,045,217</b>	<b>28,146,544</b>
<b>11</b>			
<b>12</b>			
<b>13 Liabilities</b>			
14 Accounts Payable	54,623	4,777	852,048
15 Other Current Liabilities	-	-	5,700
16 Long-Term Liabilities	-	-	20,833
<b>17 Total Liabilities</b>	<b>54,623</b>	<b>4,777</b>	<b>878,580</b>
<b>18</b>			
<b>19 Net Position</b>			
20 Net Position - Beginning of Year	27,256,117	27,256,117	31,878,621
21 Additional Paid in Capital	385,873	385,873	385,873
22 Distributions	(2,504,000)	(2,504,000)	(6,439,000)
23 YTD Net Revenues	542,125	(97,550)	1,442,470
<b>24 Total Net Position</b>	<b>25,680,114</b>	<b>25,040,439</b>	<b>27,267,964</b>
<b>25</b>			
<b>26</b>			
<b>27 Total Liabilities and Net Position</b>	<b>\$ 25,734,738</b>	<b>\$ 25,045,217</b>	<b>\$ 28,146,544</b>



**Tri-Dam Power Authority**  
**Statement of Revenues and Expenses**  
 Period Ending November 30, 2021

	YTD Budget	YTD Actual	YTD Budget Variance	Prior Year Actual	Prior Year Variance	2021 Budget	Percent of 2021 Budget Remaining
<b>Operating Revenues</b>							
Power Sales	\$ 5,544,876	\$ 1,701,261	\$ (3,843,616)	\$ 2,772,384	\$ (1,071,123)	\$ 6,048,956	72%
Other Operating Revenue	-	6,625	6,625	-		-	NA
<b>Total Operating Revenues</b>	<b>5,544,876</b>	<b>1,707,886</b>	<b>(3,836,991)</b>	<b>2,772,384</b>	<b>(1,064,498)</b>	<b>6,048,956</b>	<b>72%</b>
<b>Operating Expenses</b>							
Salaries and Wages	303,196	306,471	3,276	357,964	(51,493)	330,759	7%
Benefits and Overhead	207,720	132,126	(75,594)	149,262	(17,136)	226,604	42%
Operations	20,928	5,608	(15,319)	16,769	(11,160)	22,830	75%
Maintenance	149,875	24,812	(125,063)	151,833	(127,021)	163,500	85%
General & Administrative	249,042	253,205	4,163	222,751	30,454	271,682	7%
Depreciation & Amortization	458,333	448,937	(9,397)	451,202	(2,265)	500,000	10%
<b>Total Operating Expenses</b>	<b>1,389,094</b>	<b>1,171,160</b>	<b>(217,934)</b>	<b>1,349,781</b>	<b>(178,621)</b>	<b>1,515,375</b>	<b>23%</b>
<b>Net Income From Operations</b>	<b>4,155,783</b>	<b>536,726</b>	<b>(3,619,057)</b>	<b>1,422,603</b>	<b>(885,877)</b>	<b>4,533,581</b>	<b>88%</b>
<b>Nonoperating Revenues (Expenses)</b>							
Investment Earnings	18,333	5,400	(12,934)	19,868	(14,468)	20,000	73%
Interest Expense	-	-	-	-	-	-	NA
<b>Total Nonoperating Revenues (Expenses)</b>	<b>18,333</b>	<b>5,400</b>	<b>(12,934)</b>	<b>19,868</b>	<b>(14,468)</b>	<b>20,000</b>	<b>73%</b>
<b>Net Revenues</b>	<b>\$ 4,174,116</b>	<b>\$ 542,125</b>	<b>\$ (3,631,991)</b>	<b>\$ 1,442,470</b>	<b>\$ (900,345)</b>	<b>\$ 4,553,581</b>	<b>88%</b>
<b>Memo:</b>							
Capital Expenditures	\$ 143,000	\$ 6,014	\$ (136,986)	\$ 44,892		\$ 156,000	96%



**Tri-Dam Power Authority**  
**Statement of Revenues and Expenses**  
 Period Ending November 30, 2021

	MTD Budget	MTD Actual	MTD Budget Variance	Prior Year MTD Actual	Prior Year MTD Var	2021 Budget	Percent of 2021 Budget Remaining
<b>1 Operating Revenues</b>							
2 Power Sales	\$ 504,080	\$ 750,542	\$ 246,462	\$ 239,974	\$ 510,568	\$ 6,048,956	-36%
3 Other Operating Revenue	-	-	-	-	-	-	NA
4 <b>Total Operating Revenues</b>	504,080	750,542	246,462	239,974	510,568	6,048,956	-36%
<b>5 Operating Expenses</b>							
7 Salaries and Wages	27,563	34,461	6,898	26,120	8,341	330,759	-15%
8 Benefits and Overhead	18,884	14,787	(4,096)	8,144	6,643	226,604	28%
9 Operations	1,903	374	(1,528)	288	86	22,830	82%
10 Maintenance	13,625	1,448	(12,177)	89,028	(87,581)	163,500	90%
11 General & Administrative	22,640	18,993	(3,648)	27,990	(8,997)	271,682	23%
12 Depreciation & Amortization	41,667	40,812	(854)	41,021	(209)	500,000	10%
13 <b>Total Operating Expenses</b>	126,281	110,875	(15,406)	192,591	(81,716)	1,515,375	20%
14 <b>Net Income From Operations</b>	377,798	639,667	261,869	47,383	592,284	4,533,581	-55%
<b>16 Nonoperating Revenues (Expenses)</b>							
18 Investment Earnings	1,667	8	(1,659)	1,132	(1,124)	20,000	100%
19 Interest Expense	-	-	-	-	-	-	NA
22 <b>Total Nonoperating Revenues (Expenses)</b>	1,667	8	(1,659)	1,132	(1,124)	20,000	100%
23 <b>Net Revenues</b>	\$ 379,465	\$ 639,675	\$ 260,210	\$ 48,515	\$ 591,160	\$ 4,553,581	-55%
<b>27 Memo:</b>							
28 Capital Expenditures	\$ 13,000	\$ -	\$ (13,000)			\$ 156,000	100%



**Tri-Dam Power Authority**  
**Statement of Revenues and Expenses**  
 Period Ending November 30, 2021

	QTD Budget	QTD Actual	QTD Budget Variance	Prior Year QTD Actual	Prior Year QTD Var	2021 Budget	Percent of 2021 Budget Remaining
<b>1 Operating Revenues</b>							
2 Power Sales	\$ 1,008,159	\$ 808,784	\$ (199,375)	\$ 1,135,498	\$ (326,714)	\$ 6,048,956	26%
3 Other Operating Revenue	-	6,625	6,625	-	6,625	-	NA
4 <b>Total Operating Revenues</b>	1,008,159	815,409	(192,750)	1,135,498	(320,089)	6,048,956	26%
<b>5 Operating Expenses</b>							
6 Salaries and Wages	55,127	53,306	(1,821)	183,847	(130,541)	330,759	11%
8 Benefits and Overhead	37,767	21,104	(16,663)	68,980	(47,876)	226,604	49%
9 Operations	3,805	1,450	(2,355)	916	534	22,830	65%
10 Maintenance	27,250	4,151	(23,099)	108,643	(104,492)	163,500	86%
11 General & Administrative	45,280	36,535	(8,745)	93,099	(56,564)	271,682	26%
12 Depreciation & Amortization	83,333	81,625	(1,709)	205,105	(123,480)	500,000	10%
13 <b>Total Operating Expenses</b>	252,563	198,171	(54,392)	660,589	(462,419)	1,515,375	28%
14 <b>Net Income From Operations</b>	755,597	617,238	(138,359)	474,909	142,329	4,533,581	25%
<b>17 Nonoperating Revenues (Expenses)</b>							
18 Investment Earnings	3,333	671	(2,663)	8,430	(7,759)	20,000	82%
19 Interest Expense	-	-	-	-	-	-	NA
22 <b>Total Nonoperating Revenues (Expenses)</b>	3,333	671	(2,663)	8,430	(7,759)	20,000	82%
23 <b>Net Revenues</b>	\$ 758,930	\$ 617,909	\$ (141,021)	\$ 483,338	\$ 134,570	\$ 4,553,581	25%
<b>27 Memo:</b>							
28 Capital Expenditures	\$ 26,000	\$ 6,014	\$ (19,986)			\$ 156,000	79%

# General Ledger

## Expense vs Budget with Encumbrances by Fund



User: BJaruszewski  
 Printed: 12/9/2021 10:04:51 AM  
 Period 01 - 11  
 Fiscal Year 2021

Fund	Description	Budget	Period Amt	End Bal	Variance	Encumbered	Available	% Available
<b>2</b>	<b>Operations</b>							
2	Electric Expense Labor	105,648.00	130,470.78	130,470.78	-24,822.78	0.00	-24,822.78	-23.50
2	Electric Expense OH	70,874.00	51,204.45	51,204.45	19,669.55	0.00	19,669.55	27.75
2	Powerhouse Supplies	500.00	452.37	452.37	47.63	0.00	47.63	9.53
2	Furnishings & Misc. Equipment	1,000.00	0.00	0.00	1,000.00	0.00	1,000.00	100.00
2	Powerhouse Utilities	15,000.00	-1,174.00	-1,174.00	16,174.00	0.00	16,174.00	107.83
2	Streamgaging	6,330.00	6,330.00	6,330.00	0.00	0.00	0.00	0.00
2	Depreciation	500,000.00	448,936.52	448,936.52	51,063.48	0.00	51,063.48	10.21
<b>2</b>	<b>Operations</b>	<b>699,352.00</b>	<b>636,220.12</b>	<b>636,220.12</b>	<b>63,131.88</b>	<b>0.00</b>	<b>63,131.88</b>	<b>9.03</b>
<b>2</b>	<b>Maintenance</b>							
2	Comms & Security Labor	147,297.00	102,205.82	102,205.82	45,091.18	0.00	45,091.18	30.61
2	Comms & Security OH	98,214.00	52,599.78	52,599.78	45,614.22	0.00	45,614.22	46.44
2	Safety Supplies	1,000.00	213.06	213.06	786.94	0.00	786.94	78.69
2	Maint & Repairs - Facilities	30,000.00	7,824.76	7,824.76	22,175.24	0.00	22,175.24	73.92
2	Maint & Repairs to Plant	70,000.00	12,551.30	12,551.30	57,448.70	0.00	57,448.70	82.07
2	Electronic Expense	5,000.00	2,649.40	2,649.40	2,350.60	0.00	2,350.60	47.01
2	Site Improvement	0.00	115.67	115.67	-115.67	0.00	-115.67	0.00
2	Misc Hydro Expense	500.00	758.01	758.01	-258.01	0.00	-258.01	-51.60
2	Computer/Micro Repair Replace	2,000.00	0.00	0.00	2,000.00	0.00	2,000.00	100.00
2	Power Line Repair & Maintainanc	10,000.00	0.00	0.00	10,000.00	13,553.20	-3,553.20	-35.53
2	Communications & Security	5,000.00	0.00	0.00	5,000.00	0.00	5,000.00	100.00
2	Routine Road Maintenance	15,000.00	0.00	0.00	15,000.00	0.00	15,000.00	100.00
2	Shop Supplies	500.00	0.00	0.00	500.00	0.00	500.00	100.00
2	Equipment Rental TDP	24,000.00	0.00	0.00	24,000.00	0.00	24,000.00	100.00
2	Equipment Operation & Maintena	500.00	700.00	700.00	-200.00	0.00	-200.00	-40.00
<b>2</b>	<b>Maintenance</b>	<b>409,011.00</b>	<b>179,617.80</b>	<b>179,617.80</b>	<b>229,393.20</b>	<b>13,553.20</b>	<b>215,840.00</b>	<b>52.77</b>
<b>2</b>	<b>Administrative</b>							
2	Administrative Labor	77,815.00	70,265.95	70,265.95	7,549.05	0.00	7,549.05	9.70
2	Administrative OH	57,516.00	25,837.15	25,837.15	31,678.85	0.00	31,678.85	55.08
2	Office Expense	500.00	0.00	0.00	500.00	0.00	500.00	100.00
2	APPA & NHA Dues	7,750.00	7,898.27	7,898.27	-148.27	0.00	-148.27	-1.91
2	Legal Fees General Matters	20,000.00	13,010.00	13,010.00	6,990.00	0.00	6,990.00	34.95
2	Auditing Services	8,912.00	8,771.00	8,771.00	141.00	0.00	141.00	1.58
2	Engineering Consulting	10,000.00	0.00	0.00	10,000.00	0.00	10,000.00	100.00
2	Haz Mat Business Plan	500.00	0.00	0.00	500.00	0.00	500.00	100.00
2	Liability & Property Insurance	166,020.00	181,323.99	181,323.99	-15,303.99	0.00	-15,303.99	-9.22



<b>Fund</b>	<b>Description</b>	<b>Budget</b>	<b>Period Amt</b>	<b>End Bal</b>	<b>Variance</b>	<b>Encumbered</b>	<b>Available</b>	<b>% Available</b>
2	Property and Use Taxes	1,000.00	334.00	334.00	666.00	0.00	666.00	66.60
2	FERC Admin & Land Fees	23,000.00	24,432.33	24,432.33	-1,432.33	0.00	-1,432.33	-6.23
2	USFS Campground Fee	34,000.00	17,435.32	17,435.32	16,564.68	0.00	16,564.68	48.72
<b>2</b>	<b>Administrative</b>	<b>407,013.00</b>	<b>349,308.01</b>	<b>349,308.01</b>	<b>57,704.99</b>	<b>0.00</b>	<b>57,704.99</b>	<b>14.18</b>
<b>2</b>	<b>Capital Exp Fixed Asset</b>							
2	150kW Station Generator Labor	0.00	3,528.92	3,528.92	-3,528.92	0.00	-3,528.92	0.00
2	150kW Station Generator OH	0.00	2,484.81	2,484.81	-2,484.81	0.00	-2,484.81	0.00
2	Exci Coi to Goi repl	33,000.00	0.00	0.00	33,000.00	0.00	33,000.00	100.00
2	Stop log gate reseal	18,000.00	0.00	0.00	18,000.00	0.00	18,000.00	100.00
2	51E Mech relay repl	5,000.00	0.00	0.00	5,000.00	0.00	5,000.00	100.00
2	Repl Power Line Poles	100,000.00	0.00	0.00	100,000.00	13,479.71	86,520.29	86.52
<b>2</b>	<b>Capital Exp Fixed Asset</b>	<b>156,000.00</b>	<b>6,013.73</b>	<b>6,013.73</b>	<b>149,986.27</b>	<b>13,479.71</b>	<b>136,506.56</b>	<b>87.50</b>
<b>Expense Total</b>		<b>1,671,376.00</b>	<b>1,171,159.66</b>	<b>1,171,159.66</b>	<b>500,216.34</b>	<b>27,032.91</b>	<b>473,183.43</b>	<b>0.2831</b>
2	Tri Dam Power Authority	1,671,376.00	1,171,159.66	1,171,159.66	500,216.34	27,032.91	473,183.43	28.31
<b>Expense Total</b>		<b>1,671,376.00</b>	<b>1,171,159.66</b>	<b>1,171,159.66</b>	<b>500,216.34</b>	<b>27,032.91</b>	<b>473,183.43</b>	<b>0.2831</b>



## Tri-Dam Power Authority Cash Flow 2021

Month	Power Sales	Other Receipts	Cash Payments	Distributions	Monthly Net Cash Flow	YTD Net Cash Flow
Jan	\$ 566,824	\$ 835	\$ 13,078	\$ 2,504,000	\$ (1,949,419)	\$ (1,949,419)
Feb	139,278	548	8,530	-	131,296	(1,818,123)
Mar	71,989	636	1,025,184	-	(952,559)	(2,770,682)
Apr	109,256	296	26,321	-	83,231	(2,687,452)
May	179,984	363	3,460	-	176,887	(2,510,565)
June	232,326	390	204,276	-	28,440	(2,482,126)
July	101,948	410	216,860	-	(114,503)	(2,596,629)
Aug	57,696	358	25,176	-	32,879	(2,563,750)
Sept	-	4	6,023	-	(6,019)	(2,569,769)
Oct	-	6,625	177,839	-	(171,214)	(2,740,983)
Nov	58,242	8	4,928	-	53,322	(2,687,661)
Dec				-	-	(2,687,661)
<b>Total</b>	<b>\$ 1,517,543</b>	<b>\$ 10,472</b>	<b>\$ 1,711,676</b>	<b>\$ 2,504,000</b>	<b>\$ (2,687,661)</b>	

Budget      \$ 6,048,956    \$ 20,000    \$ 1,171,375

Budget	
\$ -	Debt Payments (P&I)
1,015,375	O&M Payments
156,000	Capital Payments
<b>\$ 1,171,375</b>	

# Tri-Dam Power Authority

## Statement of Obligations

November 1, 2021 to November 30, 2021

**TRI-DAM POWER AUTHORITY  
STATEMENT OF OBLIGATIONS**

**Period Covered  
November 1, 2021 to November 30, 2021**

**Total Obligations:** **6** **checks** **in the amount of** **\$4,927.67**  
(See attached Vendor Check Register Report)

**CERTIFICATION**

**OAKDALE IRRIGATION DISTRICT**

**SOUTH SAN JOAQUIN IRRIGATION DISTRICT**

\_\_\_\_\_  
Thomas D. Orvis

\_\_\_\_\_  
John Holbrook

\_\_\_\_\_  
Ed Tobias

\_\_\_\_\_  
Robert A. Holmes

\_\_\_\_\_  
Linda Santos

\_\_\_\_\_  
Dave Kamper

\_\_\_\_\_  
Herman Doornenbal

\_\_\_\_\_  
Glenn Spyksma

\_\_\_\_\_  
Brad DeBoer

\_\_\_\_\_  
Mike Weststeyn

To: Peter Rietkerk, SSJID General Manager:

THE UNDERSIGNED, EACH FOR HIMSELF, CERTIFIES THAT HE IS PRESIDENT OR SECRETARY OF THE TRI-DAM POWER AUTHORITY; THAT THE AMOUNTS DESIGNATED ABOVE HAVE BEEN ACTUALLY, AND NECESSARILY AND PROPERLY EXPENDED OR INCURRED AS AN OBLIGATION OF THE TRI-DAM POWER AUTHORITY FOR WORK PERFORMED OR MATERIALS FURNISHED FOR OPERATIONS AND MAINTENANCE OF THE SAND BAR PROJECT; THAT WARRANTS FOR PAYMENT OF SAID AMOUNTS HAVE BEEN DRAWN ON THE SAND BAR PROJECT O & M CHECKING ACCOUNT AT OAK VALLEY COMMUNITY BANK, SONORA, CALIFORNIA.

TRI-DAM POWER AUTHORITY  
PRESIDENT,

TRI-DAM POWER AUTHORITY  
SECRETARY,

\_\_\_\_\_  
Mike Weststeyn, President      Date

\_\_\_\_\_  
Jarom Zimmerman, General Manager      Date  
Secretary

# Authority

## Nov. Checks by Amount



Check	Vendor No	Vendor	Date	Description	Amount
208231	11389	Paris Kincaid Wasiewski	11/18/2021	Legal Matters	3,400.00
208227	11382	Aerial and Crane Experts, Inc.	11/10/2021		700.00
208228	10632	Slakey Brothers Inc.	11/10/2021		512.00
208229	11322	Weidmann Electrical Technology Inc.	11/10/2021		120.00
208232	10439	McMaster-Carr Supply Co.	11/19/2021		115.67
208230	11343	Tim O'Laughlin	11/18/2021		80.00

Report Total: \$ 4,927.67

# BOARD AGENDA REPORT

Date: 12/16/2021

Staff: Mia Brown

---

**SUBJECT: Resolution TDPA 2021-04 to Implement Teleconferencing Requirements during a Proclaimed State of Emergency**

---

**RECOMMENDED ACTION:** Approve Resolution TDPA 2021-04 proclaiming a local emergency, which authorizes remote teleconference meetings.

---

**BACKGROUND AND/OR HISTORY:**

On September 17, 2021 Assembly Bill 361 (AB 361) was signed and took effect on October 1, 2021. AB 361 replaced some provisions of Executive Order N-29-20, which allows local legislative bodies to hold remote teleconference meetings. The resolution will allow the Authority a thirty (30) day period to continue remote meetings, or until conditions improve or the Executive Order is cancelled. A subsequent resolution will need to be passed every thirty days to continue the remote meetings.

**FISCAL IMPACT:** None

**ATTACHMENTS:** Resolution TDPA 2021-04

---

**Board Motion:**

**Motion by:** \_\_\_\_\_ **Second by:** \_\_\_\_\_

**VOTE:**

**OID:** DeBoer (Yes/No) Doornenbal (Yes/No) Orvis (Yes/No) Santos (Yes/No) Tobias (Yes/No)

**SSJID:** Holbrook (Yes/No) Holmes (Yes/No) Kamper (Yes/No) Spyksma (Yes/No) Weststeyn (Yes/No)

**TRI-DAM POWER AUTHORITY  
RESOLUTION No. TDPA 2021-04  
RESOLUTION TO IMPLEMENT TELECONFERENCING REQUIREMENTS  
DURING A PROCLAIMED STATE OF EMERGENCY**

**WHEREAS**, the Ralph M. Brown Act requires that all meetings of a legislative body of a local agency be open and public and that any person may attend and participate in such meetings;

**WHEREAS**, the Brown Act allows for legislative bodies to hold meetings by teleconference, but imposes specific requirements for doing so;

**WHEREAS**, on March 17, 2020, in order to address the need for public meetings during the present public health emergency, Governor Newsom issued Executive Order No. N-29-20, suspending the Act's teleconferencing requirements; and

**WHEREAS**, on June 11, 2021, Governor Newsom issued Executive Order No. N-8-21, continuing the suspension of the Brown Act's teleconferencing requirements through September 30, 2021; and

**WHEREAS**, these Executive Orders allowed legislative bodies to meet virtually as long as certain notice and accessibility requirements were met; and

**WHEREAS**, the State Legislature amended the Brown Act through Assembly Bill No. 361 (AB 361) on September 16, 2021; and

**WHEREAS**, AB 361 amended the Brown Act so that a local agency may use teleconferencing without complying with the regular teleconferencing requirements of the Act, where the legislative body holds a meeting during a proclaimed state of emergency and makes certain findings; and

**WHEREAS**, Government Code section 54953 requires that the legislative body make additional findings every 30 days in order to continue such teleconferencing.

**NOW THEREFORE**, the Board of Commissioners of the Tri-Dam Power Authority hereby finds, determines, declares, orders, and resolves as follows:

1. That the foregoing recitals are true and correct and incorporates them by this reference.
2. The Board of Commissioners ("Board") of the Tri-Dam Power Authority ("TDPA") finds, by a majority vote, the following:
  - a. That there exists a proclaimed state of emergency; and
  - b. State or local officials have imposed or recommended measures to promote social distancing.

3. TDPA staff is authorized to take all steps and perform all actions necessary to execute and implement this Resolution in compliance with Government Code section 54953.
4. That this Resolution shall take effect immediately and shall remain in effect for thirty (30) days thereafter, provided the conditions set forth in Section 2 remain.

**PASSED AND ADOPTED** by the Board of Commissioners of the Tri-Dam Power Authority this 16th day of December, 2021, by the following vote:

**OAKDALE IRRIGATION DISTRICT**

**AYES:**  
**NOES:**  
**ABSENT:**

**SOUTH SAN JOAQUIN IRRIGATION DISTRICT**

**AYES:**  
**NOES:**  
**ABSENT:**

**TRI-DAM POWER AUTHORITY**

---

Mike Weststeyn, President

---

Jarom Zimmerman, Secretary



# BOARD AGENDA REPORT

Date: 12/16/2021  
Staff: Brian Jaruszewski

---

**SUBJECT:** Tri-Dam Power Authority Annual Distribution

---

**RECOMMENDED ACTION:** Recommend approval of Annual Distribution to Oakdale Irrigation District and South San Joaquin Irrigation District.

---

**BACKGROUND AND/OR HISTORY:**

In 2013, the Tri-Dam Power Authority Board adopted Resolution 2013-03, which provided for the distribution of excess moneys anticipated to be on-hand and available as of December 31, to be calculated in the same manner as for Tri-Dam Project's excess funds.

Historically, Tri-Dam Power Authority has distributed excess funds once a year, at the end of the calendar year, with the distribution occurring in either December or January, based upon the preference of the Districts.

Attached are two Distribution Worksheets. One worksheet contains data through the month of November. The second worksheet contains the anticipated revenue to be received in December (\$750,000), less the anticipated expenditures of \$125,000.

**FISCAL IMPACT:** See attached Distribution Worksheet

**ATTACHMENTS:** Tri-Dam Power Authority 2021 Distribution Worksheet  
Tri-Dam Power Authority 2021 Distribution Worksheet #2  
Tri-Dam Power Authority Resolution TDPA 2021-05

---

**Board Motion:**

**Motion by:** \_\_\_\_\_ **Second by:** \_\_\_\_\_

**VOTE:**

**OID:** DeBoer (Yes/No) Doornenbal (Yes/No) Orvis (Yes/No) Santos (Yes/No) Tobias (Yes/No)

**SSJID:** Holbrook (Yes/No) Holmes (Yes/No) Kamper (Yes/No) Spyksma (Yes/No) Weststeyn (Yes/No)

# Tri-Dam Power Authority

## Potential December 2021 Distribution

1	<b>Cash and Investments</b>	<b>11/30/2020</b>	<b>11/30/2021</b>
2	Cash in Bank	3,418,620	955,194
3	LAIF	85,138	89,593
4	Bond Debt Service Reserve	-	-
5	Bond Payment Account	-	-
6	Revenue Fund	1,000,000	1,000,000
7	Replacement Reserve	22,000	22,000
8	<b>Total Cash &amp; Investments</b>	<u>4,525,758</u>	<u>2,066,787</u>
9			
10	<b>Less:</b>		
11	Bond Debt Service Reserve	-	-
12	Bond Payment Account	-	-
13	Revenue Fund	(1,000,000)	(1,000,000)
14	Replacement Reserve	(22,000)	(22,000)
15	Day-to-Day Operating Cash	<u>(1,000,000)</u>	<u>(1,000,000)</u>
16		<u>(2,022,000)</u>	<u>(2,022,000)</u>
17			
18	<b>Available Funds</b>	2,503,758	44,787
19			
20	<b>Distribution per District (rounded)</b>	<b>1,252,000</b>	<b>22,500</b>

<b>Total Distributions - Authority</b>					
<b>2016</b>	<b>2017</b>	<b>2018</b>	<b>2019</b>	<b>2020</b>	<b>2021</b>
-	1,384,000	7,383,000	4,868,000	2,504,000	

<b>Total Distributions - Project</b>					
<b>2016</b>	<b>2017</b>	<b>2018</b>	<b>2019</b>	<b>2020</b>	<b>2021</b>
15,918,176	32,773,000	21,119,000	18,252,000	25,142,000	

# Tri-Dam Power Authority

## Potential December 2021 Distribution

	11/30/2020	12/31/2021
<b>1 Cash and Investments</b>		
2 Cash in Bank	3,418,620	1,580,194
3 LAIF	85,138	89,593
4 Bond Debt Service Reserve	-	-
5 Bond Payment Account	-	-
6 Revenue Fund	1,000,000	1,000,000
7 Replacement Reserve	22,000	22,000
8 <b>Total Cash &amp; Investments</b>	<u>4,525,758</u>	<u>2,691,787</u>
9		
10 <b>Less:</b>		
11 Bond Debt Service Reserve	-	-
12 Bond Payment Account	-	-
13 Revenue Fund	(1,000,000)	(1,000,000)
14 Replacement Reserve	(22,000)	(22,000)
15 Day-to-Day Operating Cash	<u>(1,000,000)</u>	<u>(1,000,000)</u>
16	<u>(2,022,000)</u>	<u>(2,022,000)</u>
17		
18 <b>Available Funds</b>	2,503,758	669,787
19		
20 <b>Distribution per District (rounded)</b>	<b>1,252,000</b>	<b>335,000</b>

<b>Total Distributions - Authority</b>					
2016	2017	2018	2019	2020	2021
-	1,384,000	7,383,000	4,868,000	2,504,000	

<b>Total Distributions - Project</b>					
2016	2017	2018	2019	2020	2021
15,918,176	32,773,000	21,119,000	18,252,000	25,142,000	

**TRI-DAM POWER AUTHORITY RESOLUTION NO. TDPA – 2021-05**

**RESOLUTION AUTHORIZING  
FUNDS DISTRIBUTION TO DISTRICTS**

**BE IT RESOLVED**, that the Board of Directors of the Tri-Dam Power Authority (“Board”) adopt this Resolution.

**WHEREAS**, the Board has received and reviewed written information pertaining to the amount of current financial reserves of Tri-Dam Power Authority; and,

**WHEREAS**, there are excess moneys forecast to be remaining on December 31, 2021 after all expenses and obligations of the Authority, and after all requirements for the funding of reserve accounts have been met; and,

**WHEREAS**, the Board finds that funds are being held by Tri-Dam Power Authority that are in excess of the Authority’s current and near-term business needs; and,

**WHEREAS**, the Board finds that such excess funds may be more beneficially applied to the Irrigation Districts’ needs and requirements.

**NOW THEREFORE BE IT RESOLVED** that the Board of Directors

1. Determines that funds in the total amount of \$\_\_\_\_\_ are available for distribution to the Districts;
2. Directs that such distribution shall be made no later than December 31, 2021.
3. Directs the Tri-Dam Power Authority General Manager and Finance Manager to make such distribution, one-half to each District, in a time and manner as is reasonably practical pursuant to the terms of this Resolution.

**PASSED AND ADOPTED** by the Board of Directors of the TRI-DAM POWER AUTHORITY this 16<sup>th</sup> day of December, 2021 by the following vote:

**AYES:**

**NOES:**

**ABSTAIN:**

**ABSENT:**

**TRI-DAM POWER AUTHORITY**

---

Mike Weststeyn, President

---

Jarom Zimmerman, Secretary

# BOARD AGENDA REPORT

Date: 12/16/2021  
Staff: Jarom Zimmerman

---

**SUBJECT:** Resolution TDPA 2021-06 to Elect New Officers

---

**RECOMMENDED ACTION:** Approve Resolution TDPA 2021-06 to Elect New Officers

---

**BACKGROUND AND/OR HISTORY:**

The Joint Powers Agreements between Oakdale Irrigation District and South San Joaquin Irrigation District forming the Tri-Dam Power Authority, dated October 14, 1982, requires the Commission to annually elect a President and Vice President of the Authority.

**FISCAL IMPACT:** None

**ATTACHMENTS:** Resolution TDPA 2021-06

---

**Board Motion:**

**Motion by:** \_\_\_\_\_ **Second by:** \_\_\_\_\_

**VOTE:**

**OID:** DeBoer (Yes/No) Doornenbal (Yes/No) Orvis (Yes/No) Santos (Yes/No) Tobias (Yes/No)

**SSJID:** Holbrook (Yes/No) Holmes (Yes/No) Kamper (Yes/No) Spyksma (Yes/No) Weststeyn (Yes/No)

# TRI-DAM POWER AUTHORITY RESOLUTION NO. TDPA 2021-06

## RESOLUTION ELECTING NEW OFFICERS

**WHEREAS**, the election of a President and a Vice President, and appointment of the General Manager and Executive Secretary are required each year pursuant to the Joint Exercise of Powers Agreement by and between the Oakdale Irrigation District and the South San Joaquin Irrigation District jointly creating the Tri-Dam Power Authority, dated October 14, 1982,

**NOW, THEREFORE, BE IT RESOLVED**, that the following Tri-Dam Power Authority officers have been duly elected and appointed, are now acting and are qualified to sign written instructions, consents, stock certificates or other securities on behalf of the Authority; and, the specimen signatures appearing opposite the names and titles are genuine signatures of such officers; and, this resolution appointing these officers is now in full force and effect; and, this appointment of officers shall remain in effect until a new appointment and resolution supersede this action.

President	_____	Signature_____
Vice President	_____	Signature_____
General Manager and Secretary:	<u>Jarom Zimmerman</u>	Signature_____

**PASSED AND ADOPTED** by the Board of Directors of the TRI-DAM POWER AUTHORITY this 16<sup>th</sup> day of December, 2021 by the following vote:

**AYES:**

**NOES:**

**ABSTAIN:**

**ABSENT:**

### TRI-DAM POWER AUTHORITY

\_\_\_\_\_  
Mike Weststeyn, President

\_\_\_\_\_  
Jarom Zimmerman, Secretary

# BOARD AGENDA REPORT

Date: 12/16/2021  
Staff: Jarom Zimmerman

---

**SUBJECT:** Sandbar 115kV Line Pole Replacement

---

**RECOMMENDED ACTION:** Replace (3) poles at pole set 18 and (1) pole at pole set 11 due to deteriorated condition and potential failure.

---

**BACKGROUND AND/OR HISTORY:**

During the Sandbar 115kV line inspection conducted by JB's High Voltage, they discovered two pole sets requiring immediate attention. Pole set 18 has three (3) Poles that could fail at any time, and pole set 11 has one (1) in similar conditions. These poles support the high voltage generator conductors of the Sandbar Power House to the PG&E interconnection. Failure of these poles would deem the powerhouse inoperable until the poles are repaired. In addition to losing the powerhouse's generation, these lines could separate from the poles and potentially cause a forest fire.

We are still waiting to receive the final report, which includes other repairs not as severe as pole sets 11 and 18. We can schedule the other repairs discovered during the inspection under the 2022 fiscal year budget.

Award contract to B&B High Voltage Line Construction to complete the following items on the Sandbar 115kV line pole replacement:

1. Location 18
  - a. Replace three (3) 70' Class 2 poles
2. Location 11
  - a. Replace one (1) 70' Class 2 Pole

**FISCAL IMPACT:** Budgeted \$100,000

**ATTACHMENTS:** B&B High Voltage Line Construction Quote \$74,180

---

**Board Motion:**

**Motion by:** \_\_\_\_\_ **Second by:** \_\_\_\_\_

**VOTE:**

**OID:** DeBoer (Yes/No) Doornenbal (Yes/No) Orvis (Yes/No) Santos (Yes/No) Tobias (Yes/No)

**SSJID:** Holbrook (Yes/No) Holmes (Yes/No) Kamper (Yes/No) Spyksma (Yes/No) Weststeyn (Yes/No)





11-B-1



11-B-1



Pole Set 11



11-1



18-4





## --Proposal and Contract--

Placerville, CA 95667

CSLB #1050759

Prepared for [hereinafter "Buyer"]:

Tri-Dam Project

Chris Tuggle

ctuggle@tridamproject.com

Project or Property: **SPH Pole Replacement**

Date: **December 07, 2021**

Proposal #: **59616**

Proposal Amount: **\$74,180.00**

---

**B&B High Voltage LLC, proposes to furnish equipment and labor necessary to complete the following *scope of work*:**

- Replace all (3) three poles in a three pole structure.
- Replace (1) one pole at a separate three pole structure.

### **THE FOLLOWING MATERIALS AND ITEMS OF WORK ARE SPECIFICALLY EXCLUDED FROM THIS CONTRACT:**

- Buyer shall supply all poles and all associated hardware and/or re-used existing hardware and insulators.
- Buyer to assist with the digging of pole holes as needed.
- Buyer shall provide poles and associated hardware.
- Weekend or night-work.
- Testing or high-pot of underground cable.
- Permits, fees, or assessments.
- Payment or performance bond.
- Towing of vehicles or removal of obstructions, fencing, etc.

### **THE FOLLOWING SUPPLEMENTAL TERMS AND CONDITIONS SHALL APPLY TO THIS CONTRACT:**

- All schedules are weather permitting.
- Buyer shall assist with roads and access as needed.
- Disposal of old poles shall be the responsibility of buyer.
- In the case of a single lump sum contract, any alteration or deviation from the bid items involving extra work and/or extra cost of material or labor will only be excluded upon written change order, and will become an extra charge over the sum mentioned in this contract. All agreements must be made in writing and signed by a person with apparent authority of, or who is an agent of the contracting party.
- Additional work will be done upon signed change order.
- The bid/proposal submitted by B&B High Voltage, LLC lists specific items of work. Any work not listed is excluded from this bid.

This proposal is subject to review 30 days from date above if not accepted.

**Authority to Execute Contract.** Each person executing this contract represents that the execution of this contract has been fully authorized by the party on whose behalf the person is executing the contract. The parties willingly agree to be bound by all of the Terms and Conditions.



--Proposal and Contract--

Project or Property: SPH Pole Replacement
Date: December 07, 2021
Proposal #: 59616
Proposal Amount: \$74,180.00

X [Signature]
B&B High Voltage LLC (Authorized Signature),

X [Signature]
Buyers Acceptance (Authorized Signature),

- 1. Payment. A finance charge of (1.5%) per month will be assessed on late payments over thirty (30) days
2. Extra Work. All agreements must be made in writing and any alteration or deviation from the specifications contained herein involving extra cost, material, or labor will only be executed upon written orders for same and will become an extra charge to this contract.
3. Performance. Performance of work is contingent upon strikes, accidents, delays, or material price increases beyond the control of B&B High Voltage, LLC.
4. Delay(s). B&B High Voltage, LLC. shall NOT be liable for delay(s) caused in whole or in part by others to provide for removal, relocation, or reconstruction of any existing facility, material, equipment or obstruction of any kind which may prevent B&B High Voltage, LLC from performing it's work; or in the event delay is caused by conditions beyond our control; or if weather or ground conditions do not permit performance.
5. Warranty. B&B High Voltage, LLC shall repair or replace any work done under this contract that may prove to be defective material or workmanship for a period of one year after installation: ordinary wear and tear and unusual abuse or neglect excepted. B&B High Voltage, LLC shall not be liable for any failure of existing improved property caused by faulty design, improper construction, or improper maintenance any of which may arise before, during, or after execution of this contract.
6. Arbitration of Disputes. If a dispute arises out of this contract, the Parties shall promptly attempt in good faith to resolve the dispute by negotiation. All disputes arising out of this contract that are not resolved by negotiation shall be resolved by binding arbitration in accordance with the Construction Industry Rules of American Arbitration Association in effect at the time. Judgment may be entered upon the arbitration award in any court having jurisdiction over the matter. This mandatory arbitration provision shall not apply to any personal injury and/or wrongful death claims or any disputes or claims where a third party's (an individual or entity not a party to this contract) inclusion in the arbitration as a party would be necessary or appropriate to fully and properly adjudicate the claim or dispute and to avoid the multiplicity of actions.
7. Governing Law. This contract shall be governed by the law of California
8. Entire Agreement. This contract and proposal contains the entire agreement between the parties, and supersedes all prior or contemporaneous written or oral communications.
9. Attorney Fees and Court Costs. If any party to this contract commences an action or arbitration proceeding to interpret or enforce this contract or any provision thereof; the prevailing party shall be entitled to an award of costs and attorney fees in addition to all other amounts awarded by the court or arbitrator.
10. Unenforceable Provision. If any provision of this contract is determined to be illegal or unenforceable for any reason, the same shall be severed from this contract and the remainder of this contract shall be given full force and effect.
11. Bonding. Should Buyer require B&B High Voltage, LLC to secure a payment and/or performance bond in connection with this contract, the cost of securing such bond or bonds will be an extra cost to this contract.
12. Expiration. If not accepted in writing this Proposal expires thirty (30) days from Date of Proposal.
13. Conflict. This proposal shall be made part of any agreement between Buyer and B&B High Voltage, LLC. shall be controlling where conflicts exist.
14. Indemnity. B&B High Voltage, LLC will not sign a Type 1 indemnity nor an agreement that does not equitably apportion indemnity or fault.

This proposal is subject to review 30 days from date above if not accepted.

Authority to Execute Contract. Each person executing this contract represents that the execution of this contract has been fully authorized by the party on whose behalf the person is executing the contract. The parties willingly agree to be bound by all of the Terms and Conditions.